



**Collin County Transit: Service Update
McKinney UTD Meeting
November 13, 2019**

Service Overview

Participants

Total: 525

Taxi Voucher Program: 511

461 – McKinney

25 – Princeton

0 – Lowry Crossing

14 – Melissa

11 – Celina

4 – Prosper

Demand Response Program: 14

14 – McKinney

Low Income Pilot Program: 54

44 – McKinney

6 – Princeton

4 – Prosper

Funds Expended

Year 1 (June 2017 – May 2018): \$79,071

Year 2 (June 2018 – May 2019): \$176,689

Year 3 (June 1 – September 2019): \$97,865

= = = = =

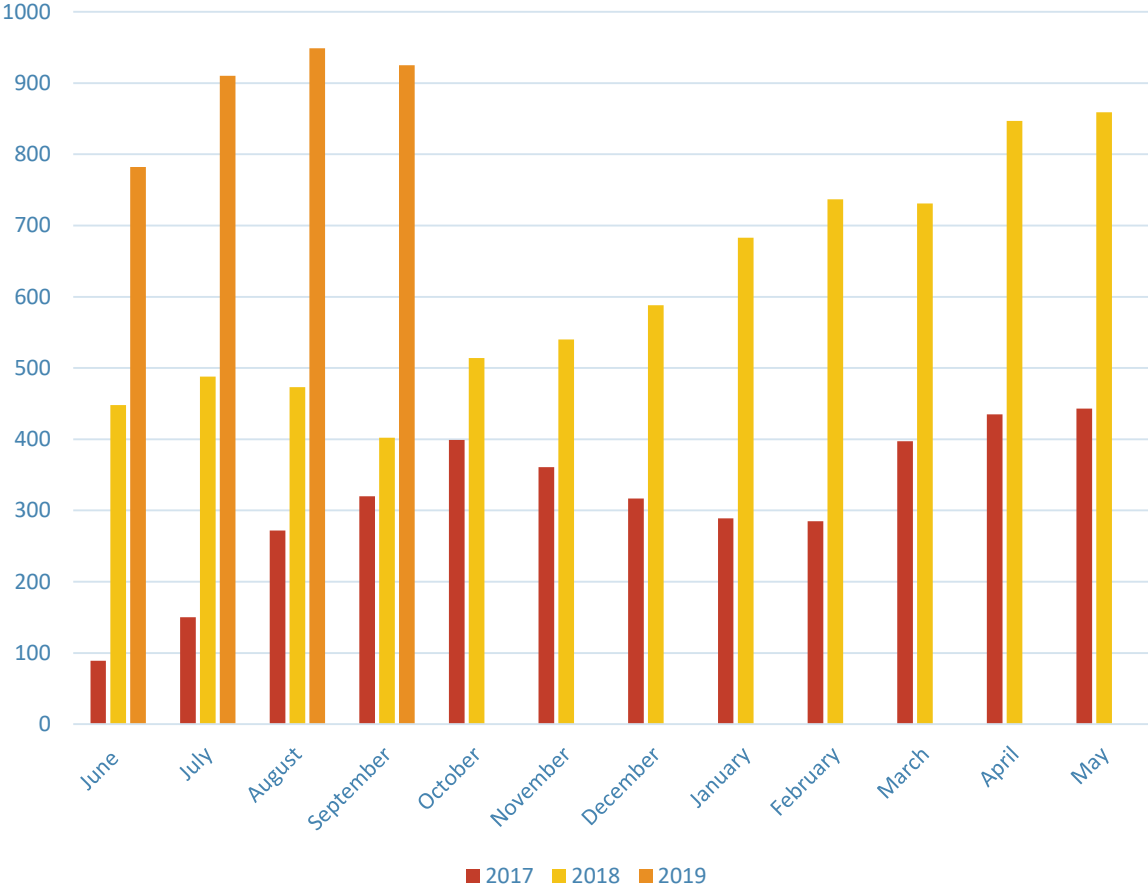
Total Expended to Date: \$353,625

Service Overview

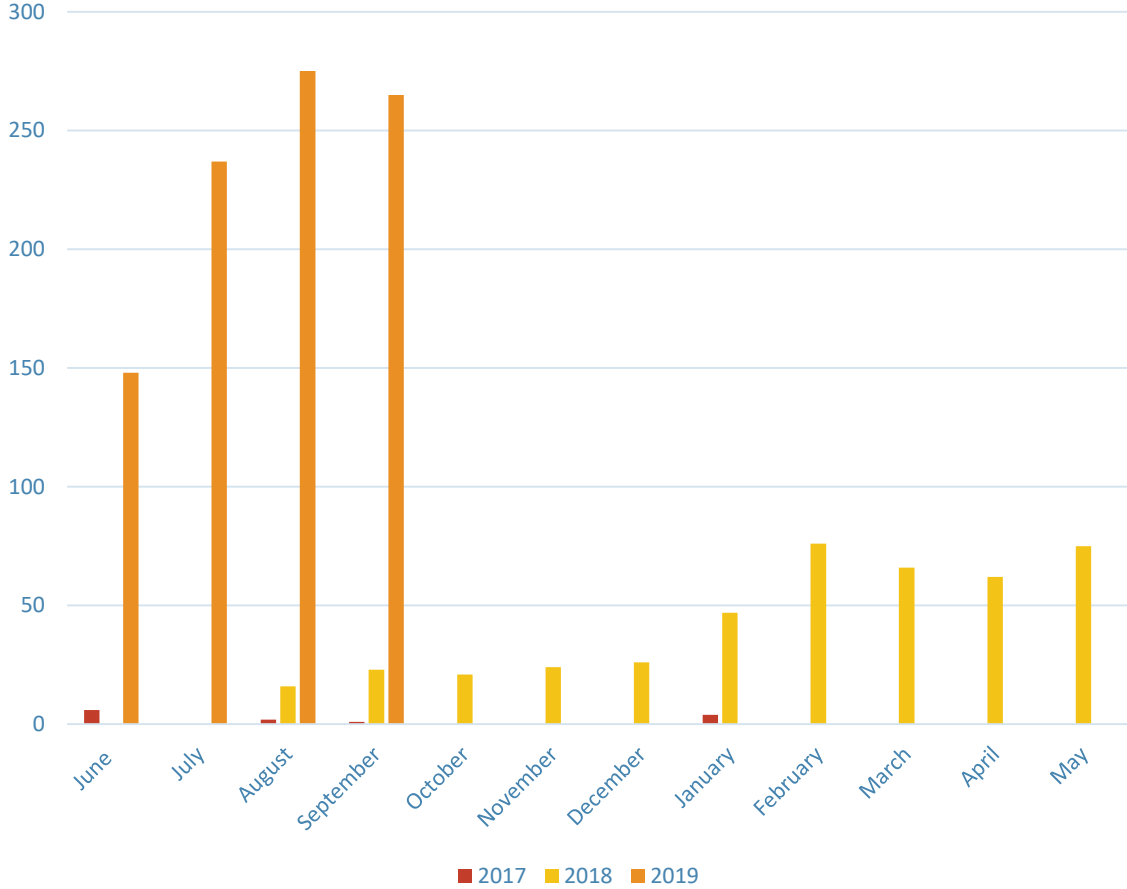
June 2017 - September 2019	Total	Taxi Voucher Program	Demand Response Program
Elderly and Disabled Participants	525	511	14
Low Income Program	54	54	0
Number of Riders	298	287	11
Trips Taken	16,007	14,633	1,374
Average Cost Per Trip		\$16.51	\$78.70
Average Miles Per Trip		7.48	13.34

Monthly Ridership

Taxi Trips

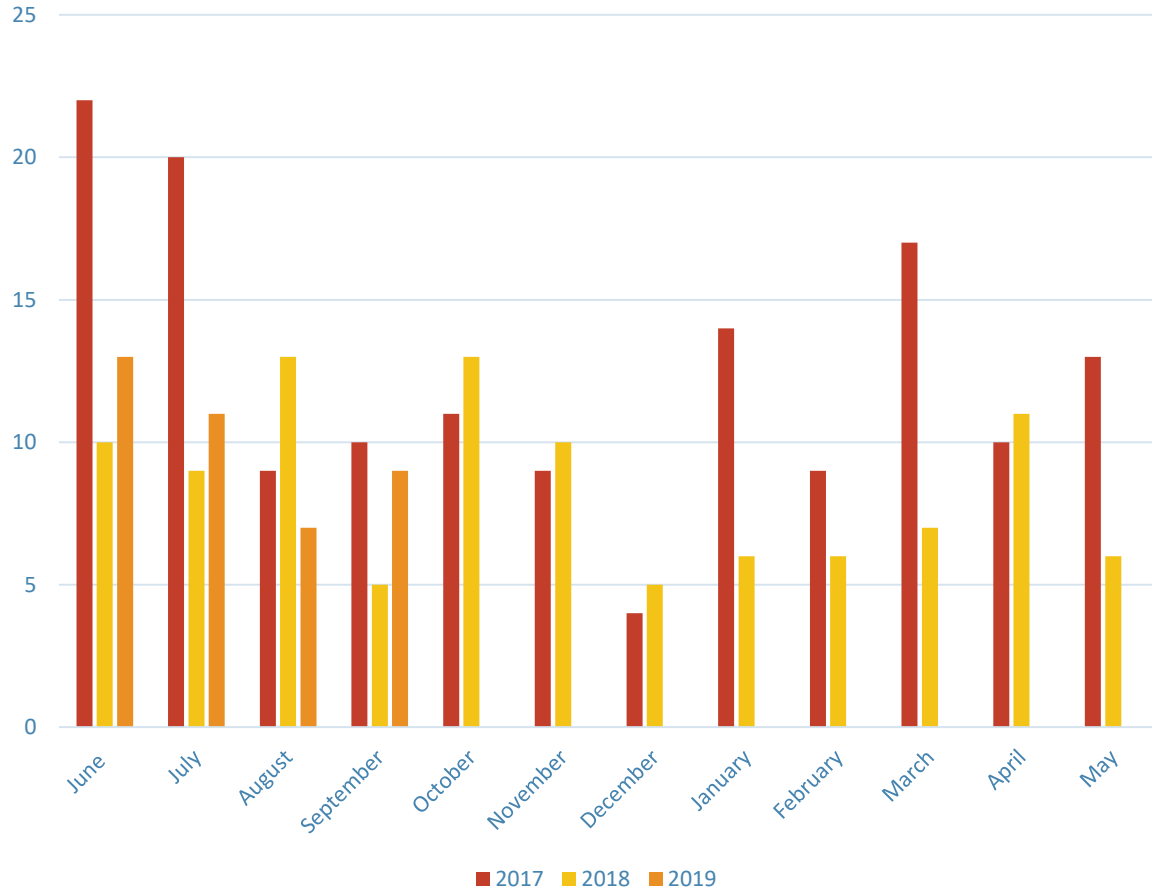


Demand Response Trips

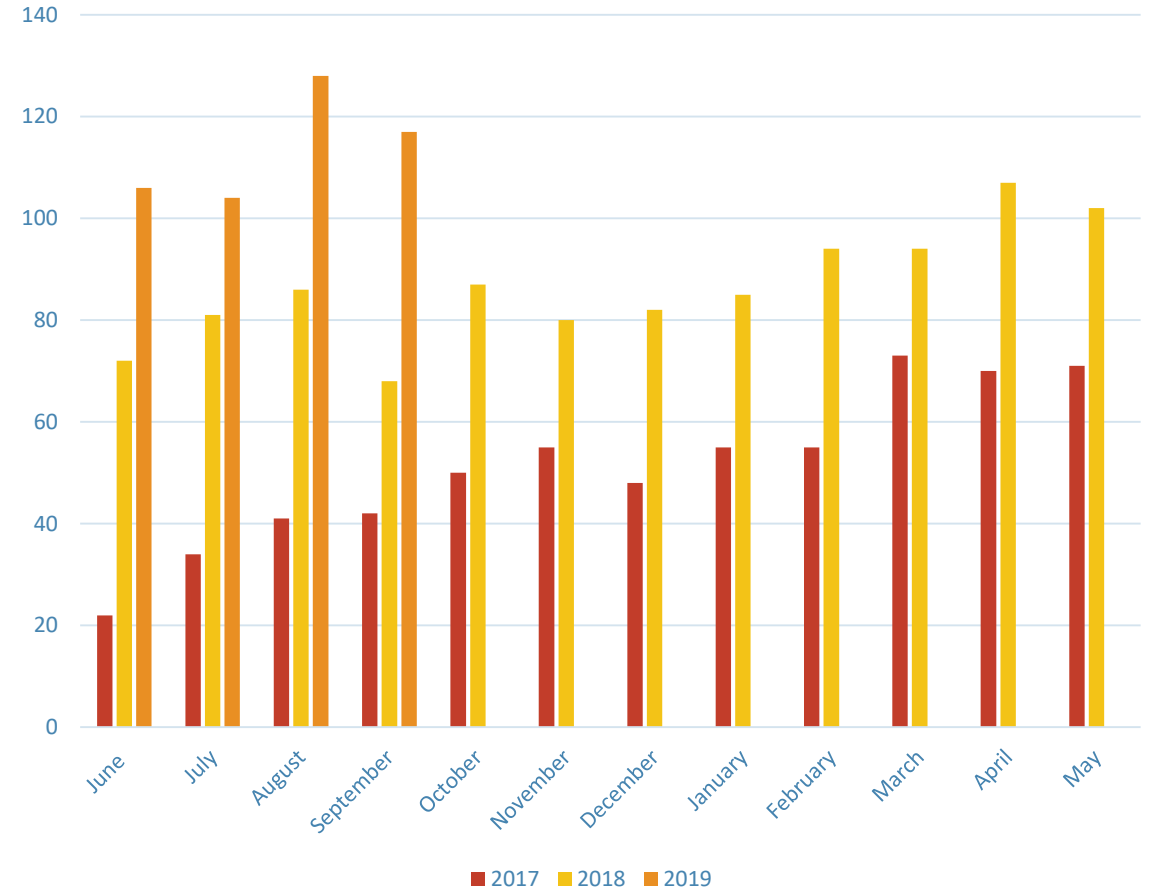


Riders

New Riders



Unduplicated Riders



Trips by City

June 2017 – September 2019	Taxi Trips	Demand Response Trips	Total Trips
Celina	231	0	231
Lowry Crossing	0	0	0
McKinney	14,056	1,374	15,430
Melissa	23	0	23
Princeton	158	0	158
Prosper	165	0	165
Total	14,633	1,374	16,007

Saturday Service

October 2017 – September 2019	Total
Number of Saturday Trips	798
Unduplicated Saturday Riders	282
Average Cost of Saturday Trips	\$11.76
Total Cost of Saturday Trips	\$9,386.57

Low Income Program

April 2018 – September 2019	Total	Taxi Voucher Program	Demand Response Program
Participants	54	54	0
Number of Riders	26	26	0
Trips Taken	940	940	0
Average Cost Per Trip		\$ 12.29	--
Average Miles Per Trip		4.86	--