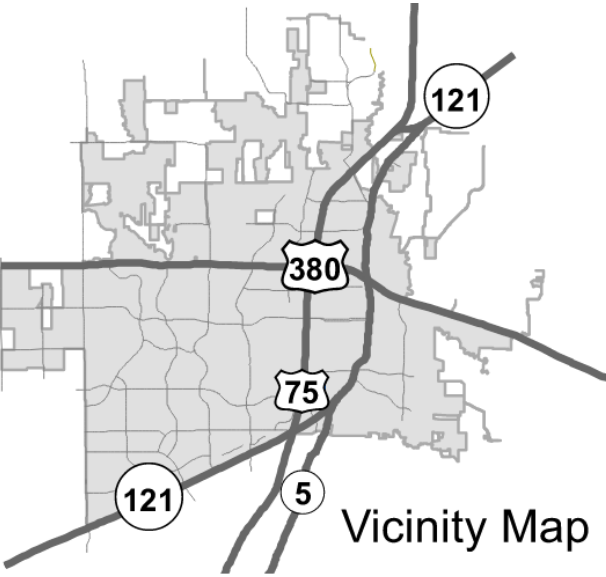
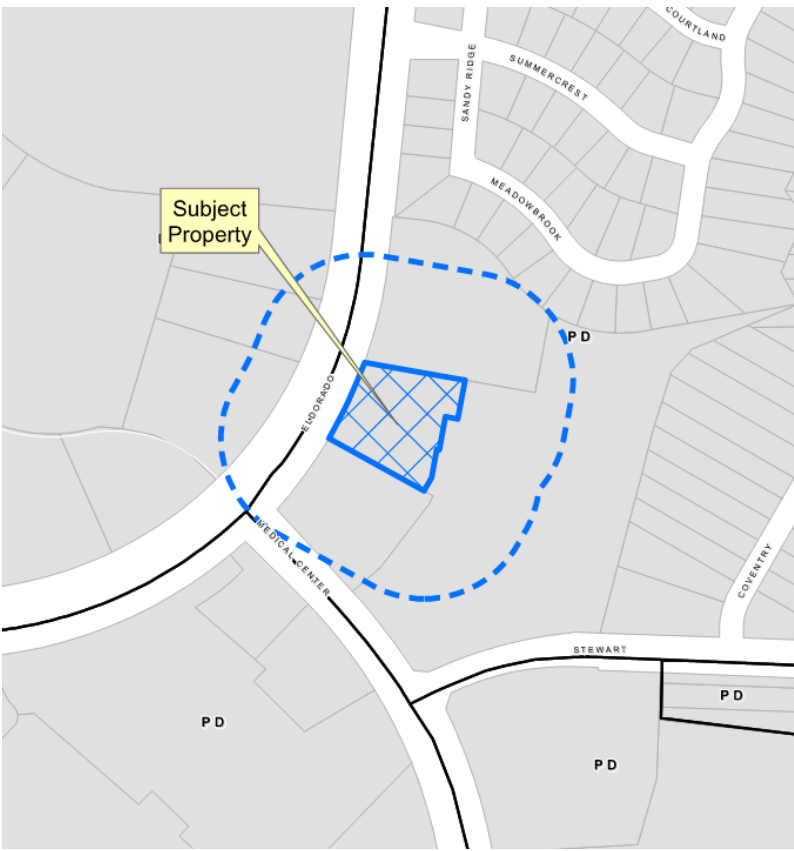


Dutch Bros Coffee SUP

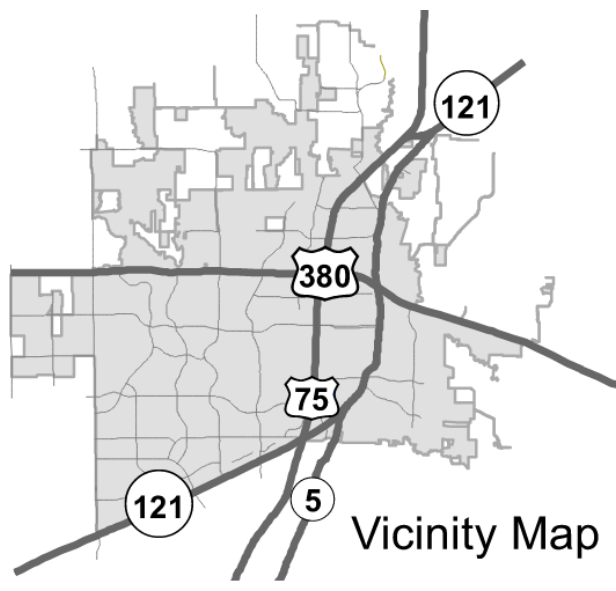
22-0002SUP

Location Map



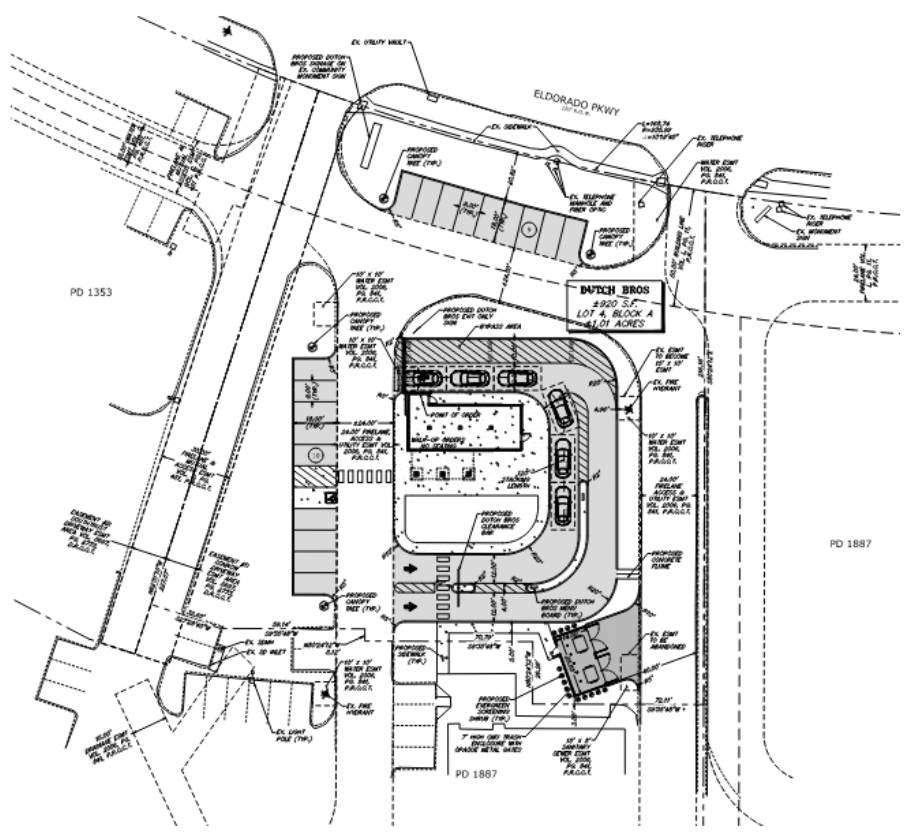
Vicinity Map

Aerial Exhibit

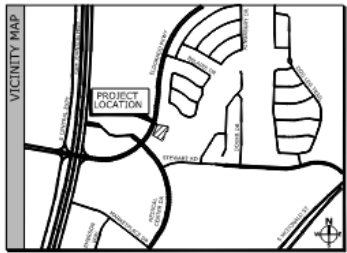



Proposed SUP Exhibit

DUTCH BROS COFFEE LOT 4, BLOCK A PROVIDENT ADDITION



SUP EXHIBIT
SCALE: 1" = 20'-0"



"SITE LAYOUT MAY BE SUBJECT TO CHANGE UPON REVIEW OF THE MEANS ENGINEERING PLANS."

LEGEND	
[Symbol]	PROPOSED MEDIA CURB
[Symbol]	EXISTING MEDIA CURB
[Symbol]	CURB FINISH
[Symbol]	WATER VALVE
[Symbol]	5" CONCRETE
[Symbol]	8" CONCRETE
[Symbol]	CONCRETE
[Symbol]	PROPERTY LINE
[Symbol]	UTILITY POLE
[Symbol]	2" DIA. 10' TYP. 10' DIA. 10' TYP.
[Symbol]	2" DIA. 10' TYP. 10' DIA. 10' TYP.
[Symbol]	CONCRETE
[Symbol]	CONCRETE

SITE DATA TABLE	
EXISTING ZONING	PD 1883
PROPOSED USE	DRIVE THROUGH RESTAURANT
BUILDING AREA	320 SQ. FT.
BUILDING HEIGHT	20 FT.
LOT COVERAGE	2.1%
FLOOR AREA RATIO	0.02
IMPERVIOUS AREA	20.1%
PARKING REQUIRED	1 SPACE PER 100 SQ. FT., 7 SPACES REQUIRED
PARKING PROVIDED	10 SPACES

STANDARD NOTES

CONCRETE CONTAINER SYSTEMS SHALL BE BY BRIDGEMAN CONCRETE SYSTEMS. ALL OTHER CONSTRUCTION SHALL BE BY THE CITY OF HOUSTON. ALL CONSTRUCTION SHALL BE IN ACCORDANCE WITH THE CITY OF HOUSTON SPECIFICATIONS.

MECHANICAL AND HEATING AND AIR CONDITIONING EQUIPMENT IS NOT-REQUIRED. SEE SHEET ME-1 FOR MECHANICAL AND HEATING AND AIR CONDITIONING EQUIPMENT. ALL CONSTRUCTION SHALL BE IN ACCORDANCE WITH THE CITY OF HOUSTON SPECIFICATIONS.

LIGHTING FOR THE SUBJECT PROPERTY SHALL BE PROVIDED IN ACCORDANCE WITH THE CITY OF HOUSTON SPECIFICATIONS.

DATE: 03/13/22

PROJECT: DUTCH BROS COFFEE LOT 4, BLOCK A, PROVIDENT ADDITION, HOUSTON, TX 77069

PRELIMINARY NOT FOR CONSTRUCTION

TECTONICS DESIGN GROUP

7705 SHAWNEE ROAD, SUITE 300, HOUSTON, TX 77058
 TEL: 281-444-9988
 FAX: 281-444-9989
 WWW.TECTONICSGROUP.COM

Dutch Bros No.: TX3402

MAIN & MAIN
 CAPITAL GROUP, LLC
 5750 Genesee, Houston, Texas 77054
 TEL: 281-244-208-0008

DATE: 03/13/22

DESIGNER: JONATHAN M. BROWN

SUP EXHIBIT

EXH



