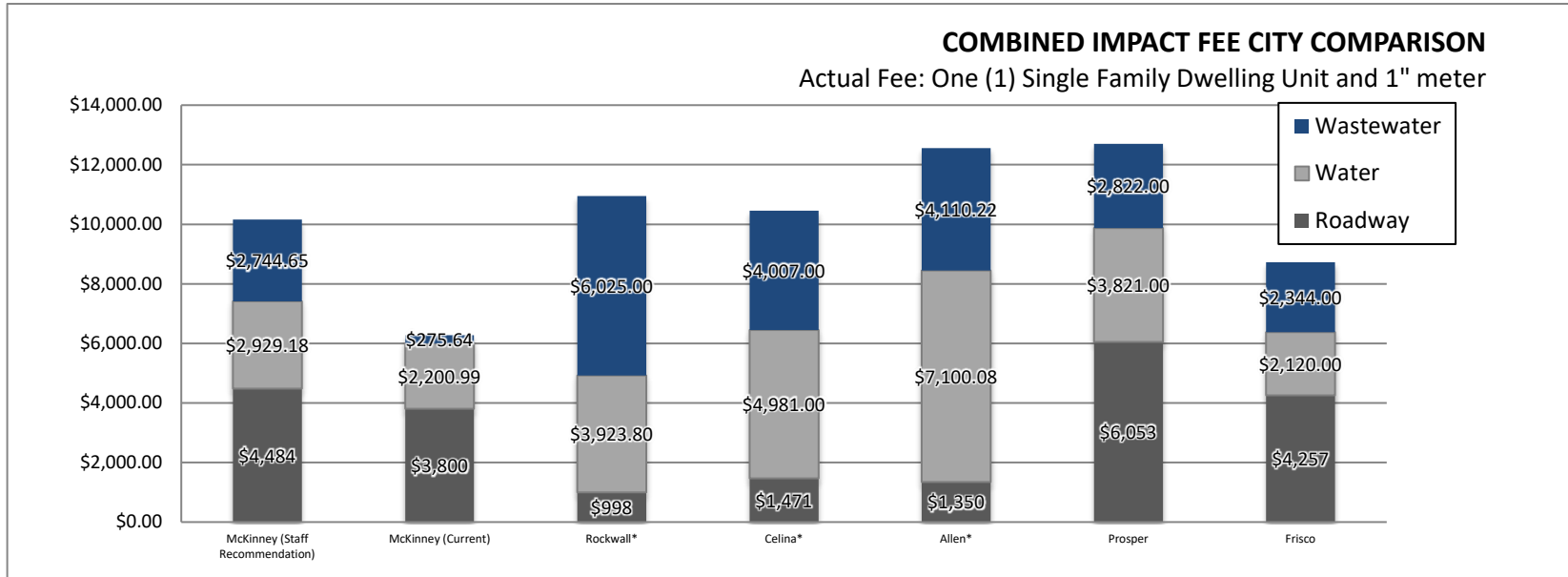


Water and wastewater fees do not include irrigation meters. Combined Impact Fee Comparisons reflect the roadway service area with the highest actual fee.

\*Includes NTMWD CIP costs

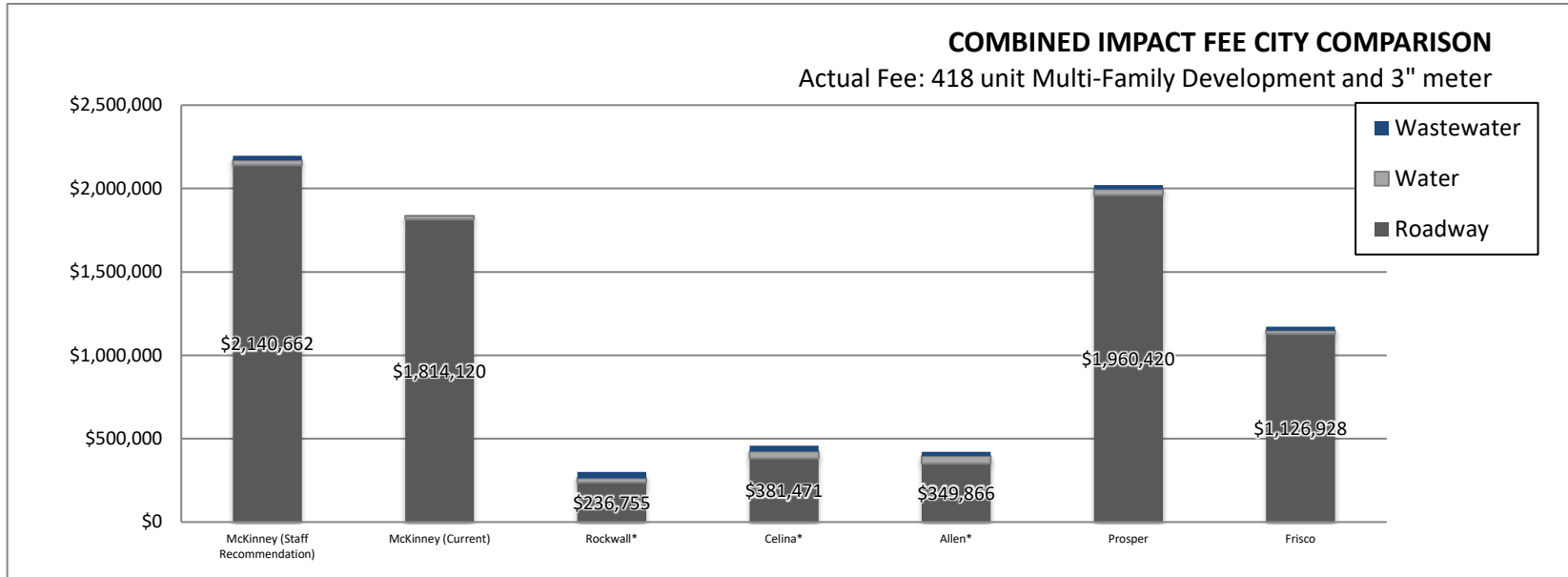
	Roadway	Water	Wastewater
McKinney (Staff Recommendation)	\$4,484.00	\$1,754.00	\$1,644.50
McKinney (Current)	\$3,800.00	\$1,294.70	\$162.14
Rockwall*	\$998.40	\$2,349.58	\$3,607.78
Celina*	\$1,471.28	\$2,930.00	\$2,357.00
Allen*	\$1,350.00	\$2,840.03	\$1,644.09
Prosper	\$6,053.00	\$2,288.00	\$1,689.00
Frisco	\$4,257.00	\$1,269.46	\$1,403.59



Water and wastewater fees do not include irrigation meters. Combined Impact Fee Comparisons reflect the roadway service area with the highest actual fee.

\*Includes NTMWD CIP costs

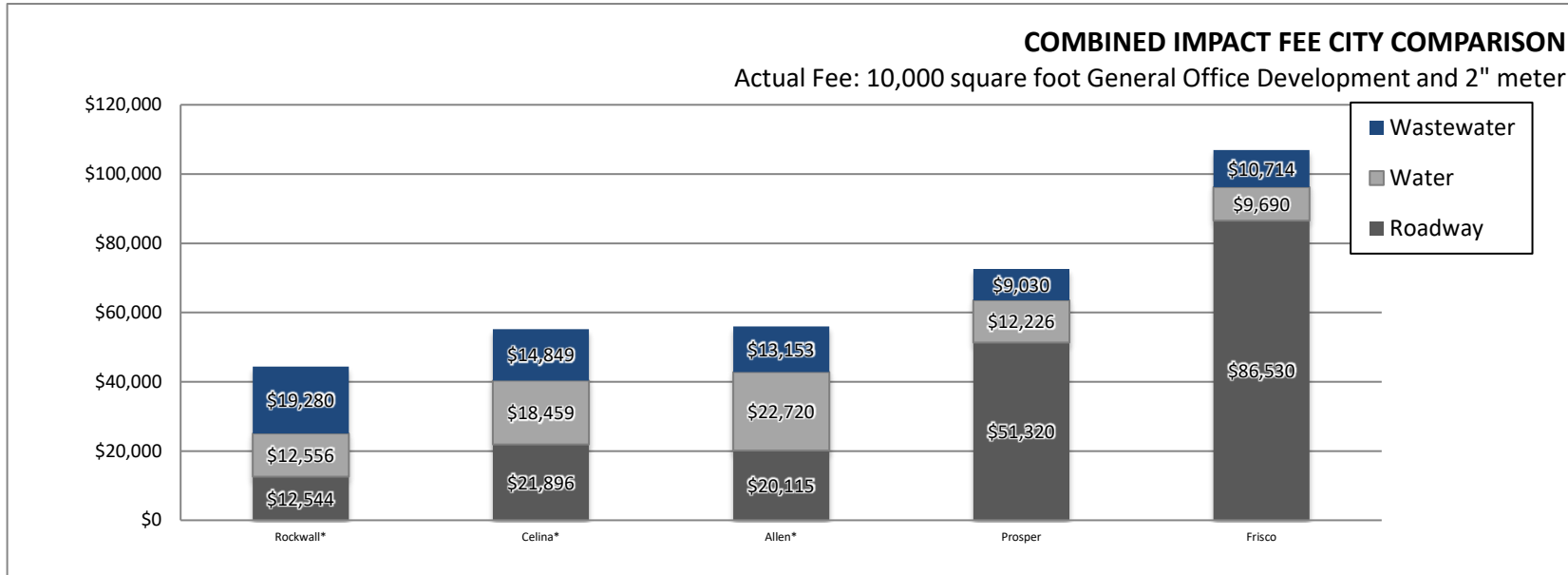
	Roadway	Water	Wastewater
McKinney (Staff Recommendation)	\$4,484.00	\$2,929.18	\$2,744.65
McKinney (Current)	\$3,800.00	\$2,200.99	\$275.64
Rockwall*	\$998.40	\$3,923.80	\$6,025.00
Celina*	\$1,471.28	\$4,981.00	\$4,007.00
Allen*	\$1,350.00	\$7,100.08	\$4,110.22
Prosper	\$6,053.00	\$3,821.00	\$2,822.00
Frisco	\$4,257.00	\$2,120.00	\$2,344.00



Water and wastewater fees do not include irrigation meters. Combined Impact Fee Comparisons reflect the roadway service area with the highest actual fee.

\*Includes NTMWD CIP costs

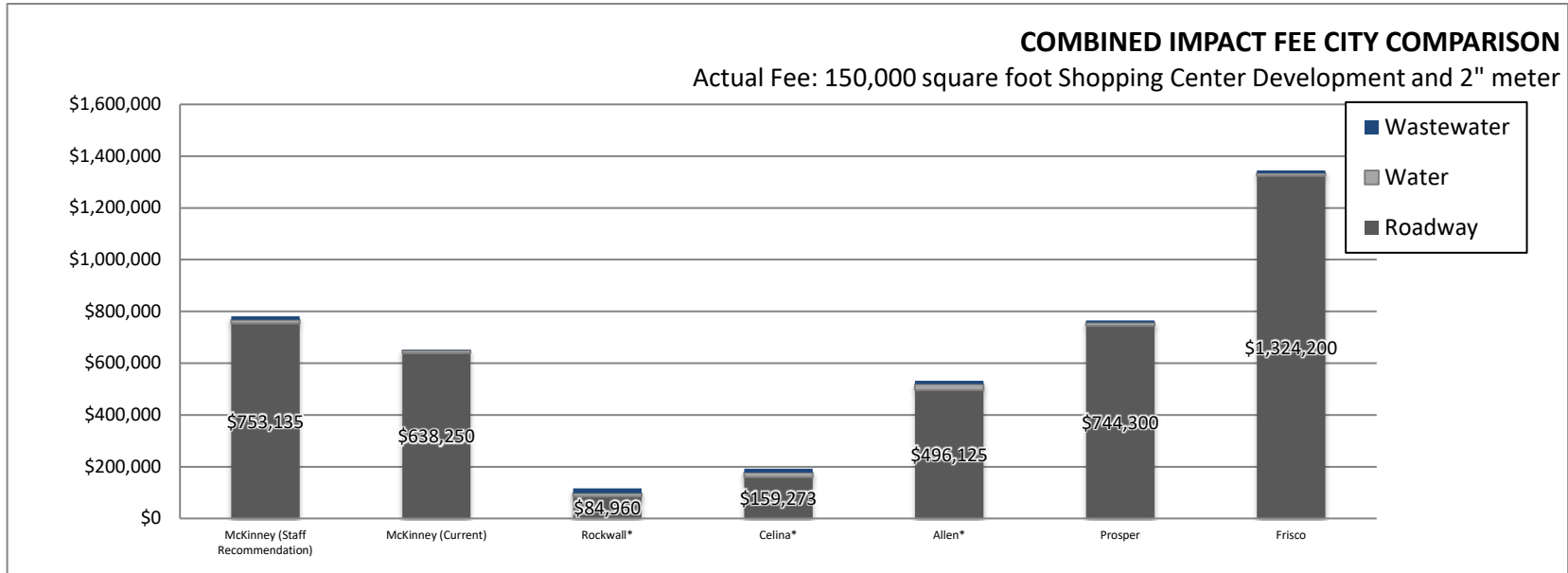
	Roadway	Water	Wastewater
McKinney (Staff Recommendation)	\$5,121.20	\$29,239.18	\$27,397.15
McKinney (Current)	\$4,340.00	\$21,621.49	\$2,707.74
Rockwall*	\$566.40	\$25,112.32	\$38,560.00
Celina*	\$912.61	\$42,485.00	\$34,177.00
Allen*	\$837.00	\$45,440.53	\$26,305.35
Prosper	\$4,690.00	\$34,385.00	\$25,398.00
Frisco	\$2,696.00	\$21,196.00	\$23,436.00



Water and wastewater fees do not include irrigation meters. Combined Impact Fee Comparisons reflect the roadway service area with the highest actual fee.

\*Includes NTMWD CIP costs

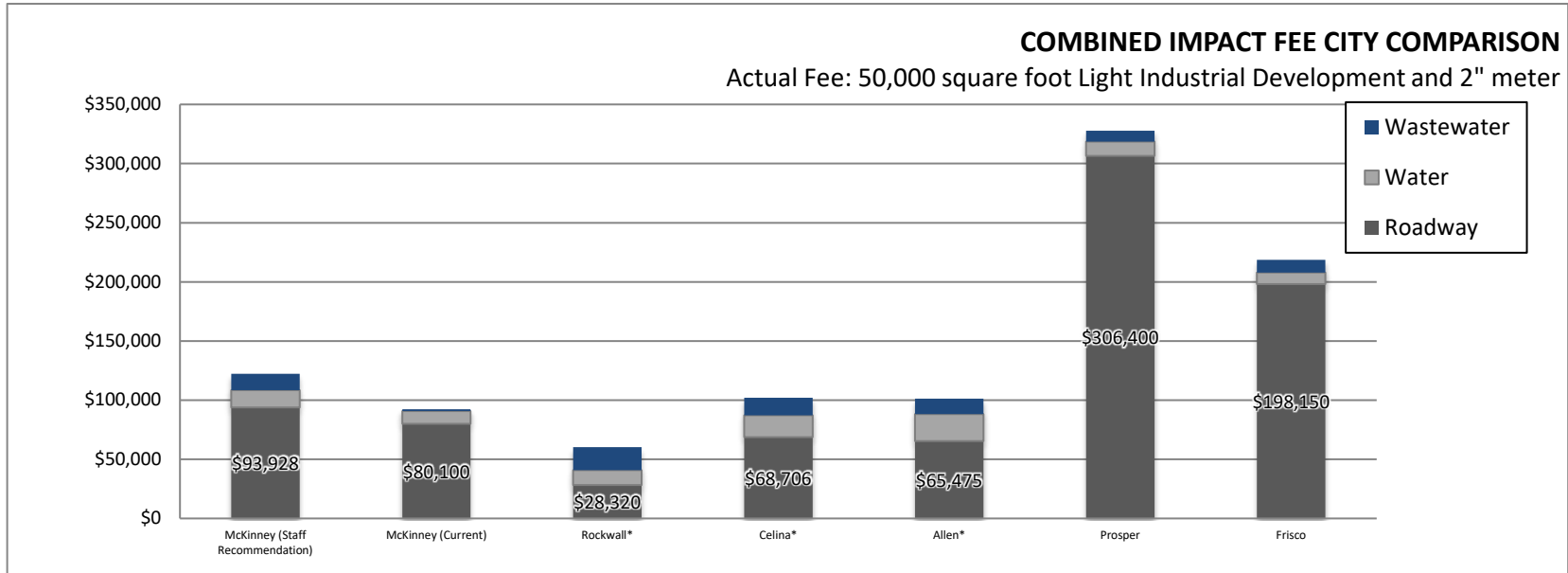
	Roadway	Water	Wastewater
McKinney (Staff Recommendation)	\$3,858.60	\$14,610.82	\$13,690.36
McKinney (Current)	\$3,270.00	\$10,746.01	\$1,345.76
Rockwall*	\$1,254.40	\$12,556.16	\$19,280.00
Celina*	\$2,189.57	\$18,459.00	\$14,849.00
Allen*	\$2,011.50	\$22,720.26	\$13,152.69
Prosper	\$5,132.00	\$12,226.00	\$9,030.00
Frisco	\$8,653.00	\$9,690.00	\$10,714.00



Water and wastewater fees do not include irrigation meters. Combined Impact Fee Comparisons reflect the roadway service area with the highest actual fee.

\*Includes NTMWD CIP costs

	Roadway	Water	Wastewater
McKinney (Staff Recommendation)	\$5,020.90	\$14,610.82	\$13,690.36
McKinney (Current)	\$4,255.00	\$10,746.01	\$1,345.76
Rockwall*	\$566.40	\$12,556.16	\$19,280.00
Celina*	\$1,061.82	\$18,459.00	\$14,849.00
Allen*	\$3,307.50	\$22,720.26	\$13,152.69
Prosper	\$4,962.00	\$12,226.00	\$9,030.00
Frisco	\$8,828.00	\$9,690.00	\$10,714.00



Water and wastewater fees do not include irrigation meters. Combined Impact Fee Comparisons reflect the roadway service area with the highest actual fee.

\*Includes NTMWD CIP costs

	Roadway	Water	Wastewater
McKinney (Staff Recommendation)	\$1,878.56	\$14,610.82	\$13,690.36
McKinney (Current)	\$1,602.00	\$10,746.01	\$1,345.76
Rockwall*	\$566.40	\$12,556.16	\$19,280.00
Celina*	\$1,374.12	\$18,459.00	\$14,849.00
Allen*	\$1,309.50	\$22,720.26	\$13,152.69
Prosper	\$6,128.00	\$12,226.00	\$9,030.00
Frisco	\$3,963.00	\$9,690.00	\$10,714.00