



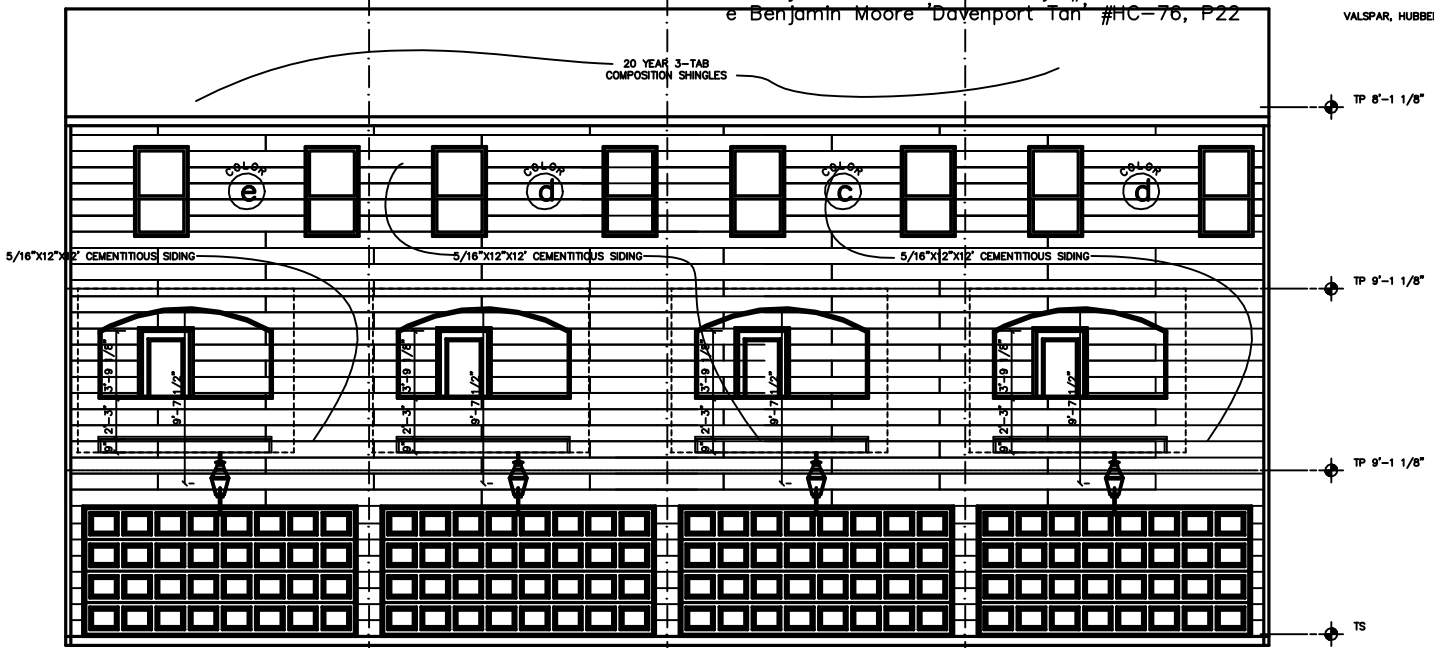
**01 WEST BUILDING ELEVATION**

SCALE 3/16"=1'-0"

**COLOR LEGEND:**

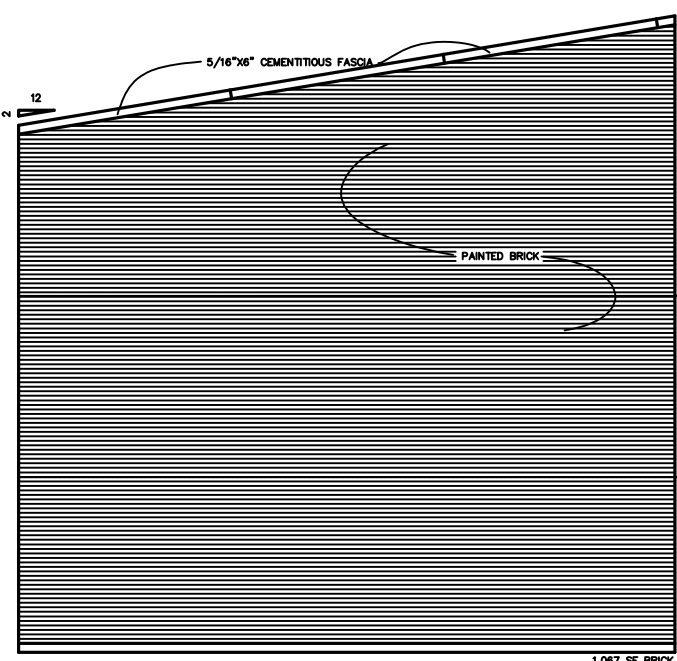
- a Benjamin Moore 'Mulberry Wine' #1251, P143
- b Benjamin Moore 'Pale Avacado' #2146-40, 20e. P6
- b2 Alternate Benjamin Moore 'Pismo Dunes' #AC-32, P20
- c Benjamin Moore 'Atmospheric' #AF-500, P100
- d Benjamin Moore 'Sienna Clay' #104, P117
- e Benjamin Moore 'Davenport Tan' #1C-76, P22

- VALSPAR, LA FONDA SONORAN 1005-10A
- VALSPAR, CAROLINA INN CROSSROADS GOLD 3008-8A
- VALSPAR, WOODLAND JUNIPER 5001-4B
- VALSPAR, LA FONDA COPPER 2008-5
- VALSPAR, HUBBELL HOUSE CLAYO 2006-9B



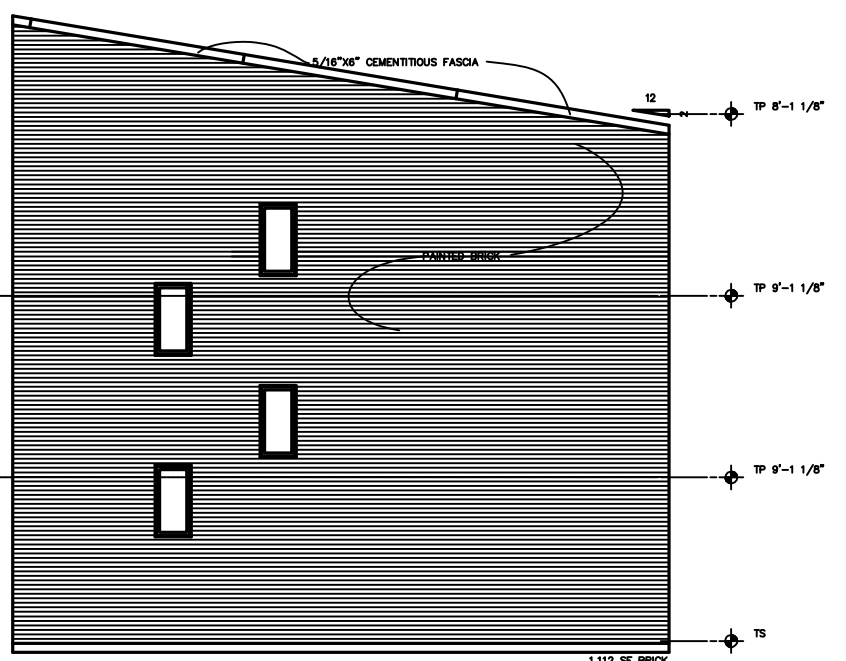
**02 EAST BUILDING ELEVATION**

SCALE 3/16"=1'-0"



**03 NORTH BUILDING ELEVATION**

SCALE 3/16"=1'-0"



**04 SOUTH BUILDING ELEVATION**

SCALE 3/16"=1'-0"

A1  
SHEET



**JR ROSE**  
ARCHITECTURE  
(214) 454-7895 Tel. (972) 420-0324 Fax



505 S. TENNESSEE  
MCKINNEY TEXAS

**Notes:**

Drawn By:  
Jason R. Rose  
Preparation Date:  
August 27, 2011  
Revisions:  
October 10, 2011

This exhibit was received by the Planning Department on November 3, 2011.