
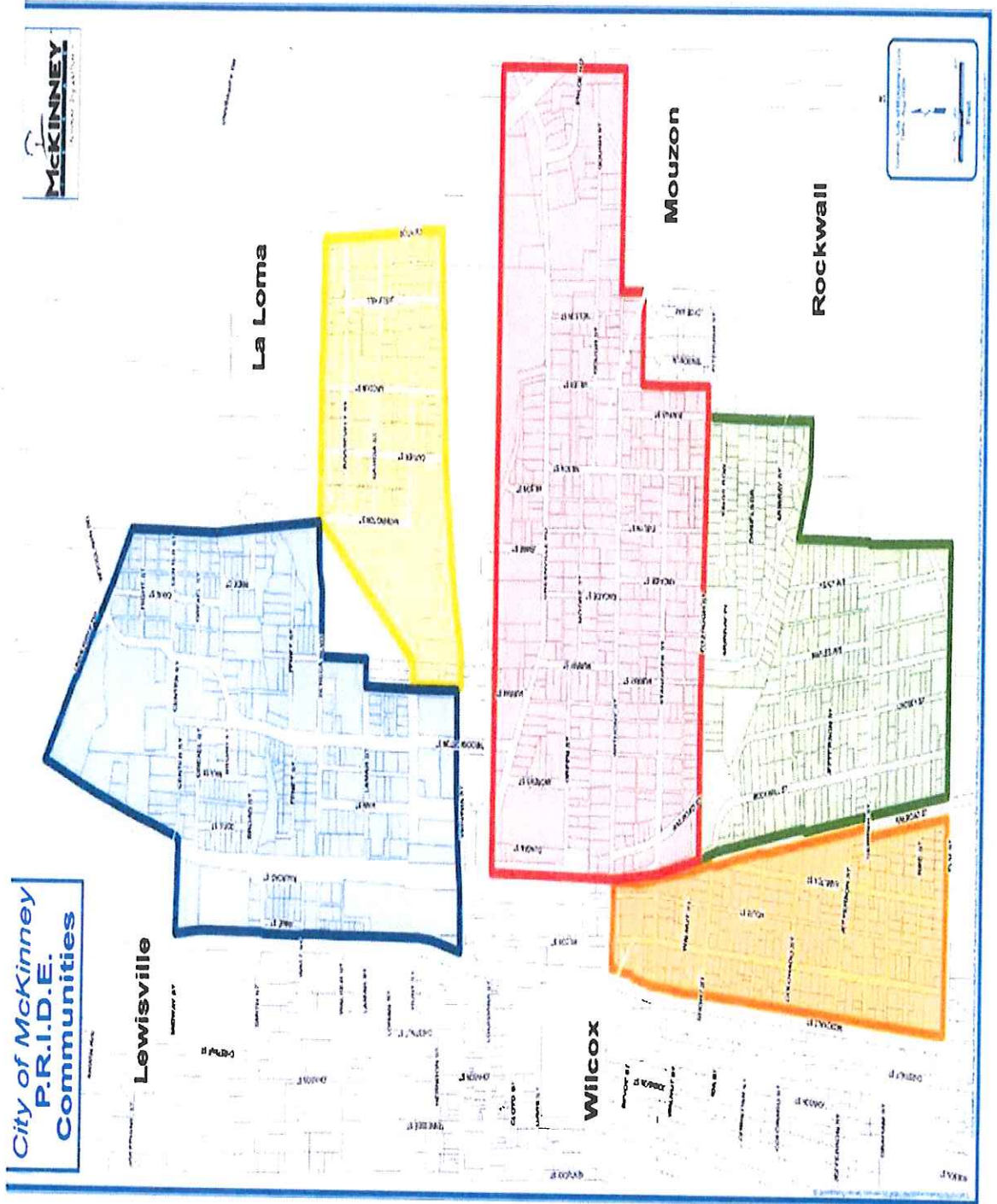


**North Collin County Habitat for
Humanity "Success Measures"
LaLoma Report**

June 2013

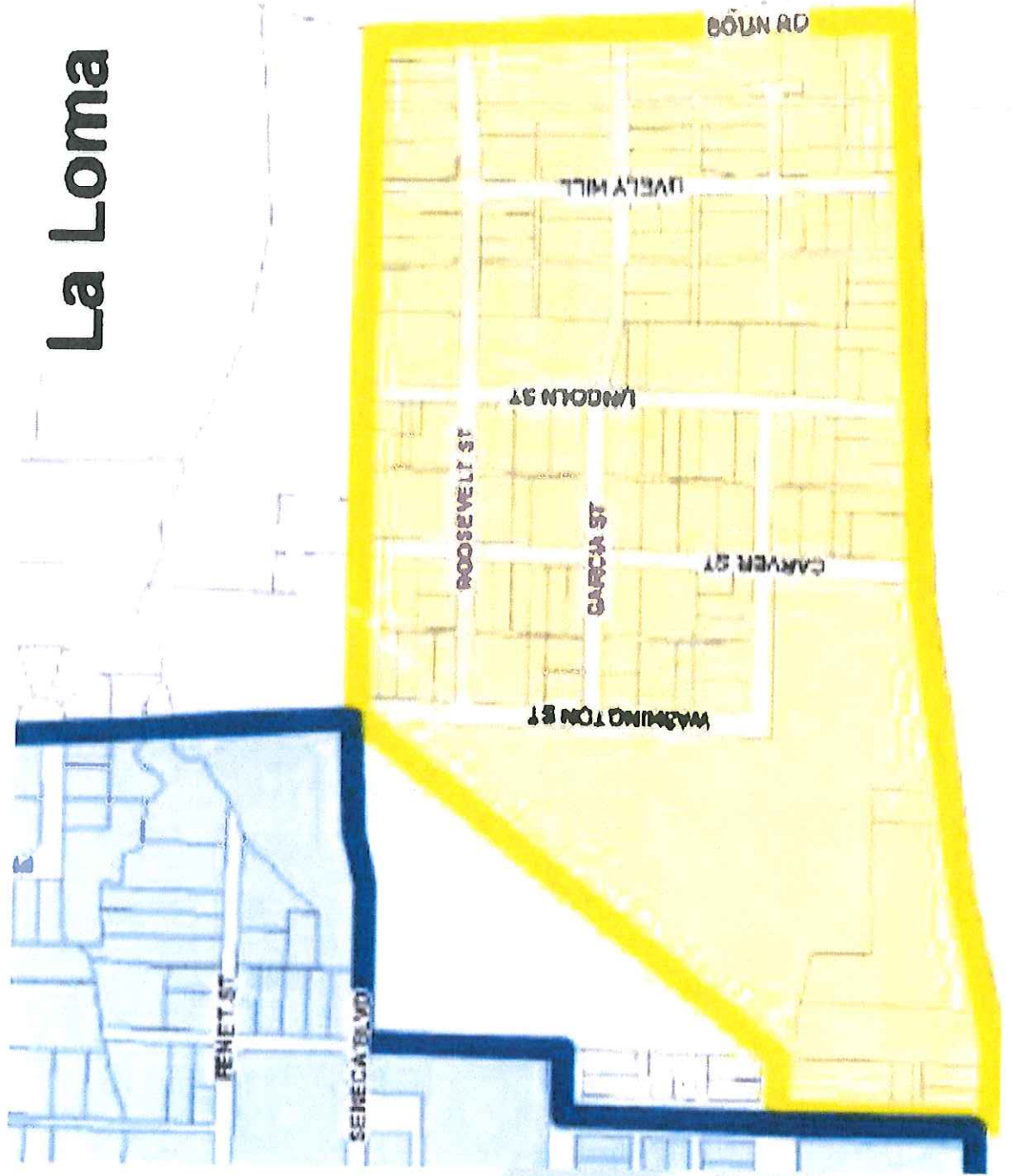


McKinney P.R.I.D.E. Neighborhoods



LaLoma Neighborhood

La Loma



North Collin County Habitat for Humanity LaLoma Objectives

- The North Collin County Habitat for Humanity P.R.I.D.E. Neighborhood Revitalization Initiative has targeted the LaLoma neighborhood as the initial neighborhood to provide support to the residents to enhance the quality of life in the community of LaLoma by upgrading homes and properties and enhancing neighborhood amenities and services. (P.R.I.D.E. stands for Promoting Residential Involvement, Development and Enthusiasm)
- And, to continue the building program in LaLoma where the affiliate has built 14 new homes for families over the past 10 years
- In partnership with the McKinney's Cities of Service and "Together We Serve" Program, North Collin County Habitat for Humanity has established the following objectives:
 - *A visual lot by lot needs analysis of the entire neighborhood*
 - *A major community wide cleanup effort with local churches, volunteers, and residents*
 - *A comprehensive survey of the neighborhood residents*
 - *The identification, planning, funding, and execution of revitalization projects for individual homes*
 - *The identification, planning, funding, and execution of new home construction*
 - *Quarterly meetings with residents to identify and discuss community desires, goals, and concerns*
 - *Establishing community leadership to empower resident involvement*

Laloma Overview

- There are 79 homes existing in La Loma
- North Collin County HFH completed 55 home surveys
- North Collin County HFH has completed 18 revitalization projects
- North Collin County HFH has previously completed 14 new homes
- North Collin County HFH recently started 1 new home project

1. Which of the following best describes where you currently live?

Single family home	98.18%	(54/55)
Apartment	0%	(0/55)
Some place else	1.82%	(1/55)

LaLoma Survey Results: Satisfaction

6. Overall, considering everything, how satisfied would you say you are living in this neighborhood?

Very satisfied	38.18%	(21/55)
Satisfied	32.72%	(18/55)
Somewhat satisfied	21.81%	(12/55)
Somewhat dissatisfied	5.45%	(3/55)
Dissatisfied	1.81%	(1/55)
Very dissatisfied	0%	(0/55)

7. Right now, how likely are you to recommend this neighborhood to someone else as a good place to live?

Definitely would recommend the neighborhood	41.81%	(23/55)
Probably would recommend the neighborhood	43.63%	(24/55)
Probably would not recommend the neighborhood	9.09%	(5/55)
Definitely would not recommend the neighborhood	5.45%	(3/55)

71% of Residents are satisfied/very satisfied living in the neighborhood

LaLoma Survey Results: Satisfaction

8. If you had the choice, would you continue to live in this neighborhood? (54 of 55 entries responded)

Yes	82%	(44/54)
No	18%	(10/54)

Please explain why you feel this way. (40 of 55 entries responded)

- Kids play together and know each other
- Quiet, not too much traffic, everything is close by
- Quiet, laid back, park and school close by.
- Quiet. Know most of the people in the neighborhood.
- Been here a long time
- Close to schools, quiet neighborhood.
- Got used to the neighborhood and the people, can't afford to move.
- The community sense in the area. Strong sense of community.

80% of Residents would choose to continue to live in the neighborhood

LaLoma Survey Results: Satisfaction

9. What are the things that you like best about living in this neighborhood?

My house or apartment (19 of 55 entries responded)
Yes 100% (19/19)
No 0% (0/19)

My neighbors (31 of 55 entries responded)
Yes 100% (31/31)
No 0% (0/31)

Distance to work (16 of 55 entries responded)
Yes 100% (16/16)
No 0% (0/16)

Safety in the neighborhood (20 of 55 entries responded)

Yes 100% (20/20)
No 0% (0/20)

Affordability of housing (11 of 55 entries responded)

Yes 100% (11/11)
No 0% (0/11)

The top five things residents like about the neighborhood

LaLoma Survey Results: Neighborhood Problems

19. Please indicate whether or not you think each is a problem in this neighborhood.

Poorly maintained streets and sidewalks (55 of 55 entries responded)
Yes 30.9% (17/55)
No 69.1% (38/55)

Litter, trash, or debris (55 of 55 entries responded)
Yes 41.82% (23/55)
No 58.18% (32/55)

Abandoned or vacant houses and/or apartments (54 of 55 entries responded)
Yes 13% (7/54)
No 87% (47/54)

Abandoned or vacant non-residential buildings (53 of 55 entries responded)
Yes 9.43% (5/53)
No 90.56% (48/53)

Graffiti (53 of 55 entries responded)
Yes 16.98% (9/53)
No 83.02% (44/53)

Residents seem satisfied with the state of the neighborhood

LaLoma Survey Results: Neighborhood Problems

19. Please indicate whether or not you think each is a problem in this neighborhood.

Poorly maintained public spaces, such as parks and playgrounds

Yes	7%	(4/55)
No	93%	(50/55)

Traffic or speeding vehicles (55 of 55 entries responded)

Yes	64.45%	(36/55)
No	35.55%	(19/55)

Inadequate street lighting (54 of 55 entries responded)

Yes	47.27%	(26/55)
No	52.73%	(28/55)

Drug activity (54 of 55 entries responded)

Yes	52.73%	(28/55)
No	47.27%	(26/55)

Dumping (54 of 55 entries responded)

Yes	20%	(11/55)
No	80%	(43/55)

Vandalism and/or break-ins (54 of 55 entries responded)

Yes	27.27%	(15/55)
No	70.90%	(39/55)

Squatting (55 of 55 entries responded)

Yes	5.88%	(3/55)
No	94.12%	(52/55)

Stray cats and/or dogs (53 of 55 entries responded)

Yes	56.6%	(30/53)
No	43.39%	(23/53)

Traffic/speeding, drug activity, and stray animals seem to be problems in the neighborhood

LaLoma Survey Results: View of City Services

20. Please indicate whether or not you are satisfied with each of these services.

Police response (55 of 55 entries responded)		
Satisfied	87.27%	(48/55)
Not satisfied	12.73%	(7/55)
Emergency services, such as fire department and ambulances		
Satisfied	98%	(54/55)
Not satisfied	2%	(1/55)
Public utilities, such as water, electric, and gas		
Satisfied	85.45%	(47/55)
Not satisfied	14.55%	(8/55)
Public transportation (49 of 55 entries responded)		
Satisfied	63.26%	(31/49)
Not satisfied	36.74%	(18/49)
Sanitation services, such as trash pickup and recycling		
Satisfied	93%	(51/55)
Not satisfied	7%	(3/55)
Street repair, cleaning, and plowing (53 of 55 entries responded)		
Satisfied	83%	(44/53)
Not satisfied	17%	(9/53)
Parks, playgrounds, and recreation centers (53 of 55 entries responded)		
Satisfied	87%	(46/53)
Not satisfied	13%	(7/53)
Public library facilities (41 of 55 entries responded)		
Satisfied	90%	(37/41)
Not satisfied	10%	(4/41)
Traffic control (51 of 55 entries responded)		
Satisfied	72.54%	(37/51)
Not satisfied	27.46%	(14/51)

Residents seem very/mostly satisfied with city services in the neighborhood

Laloma Survey Results: Sense of Safety

2.1. Please indicate how safe you feel in each of these places.

In your home at night (54 of 55 entries responded)		
Very safe	44%	(24/54)
Safe	42%	(23/54)
Somewhat safe	10%	(5/54)
Not that safe	4%	(2/54)
Not at all safe	0%	(0/54)
Outside your home at night (on the porch or stoop, or in the yard or alley)		
Very safe	37%	(20/54)
Safe	37%	(20/54)
Somewhat safe	20%	(11/54)
Not that safe	2%	(1/54)
Not at all safe	4%	(2/54)
Walking in the neighborhood during the day time		
Very safe	41%	(22/54)
Safe	48%	(26/54)
Somewhat safe	7%	(4/54)
Not that safe	2%	(1/54)
Not at all safe	2%	(1/54)
Walking in the neighborhood at night		
Very safe	22%	(12/54)
Safe	22%	(12/54)
Somewhat safe	10%	(5/54)
Not that safe	28%	(15/54)
Not at all safe	18%	(10/54)
In parks, playgrounds, and other outdoor recreational areas		
Very safe	22%	(12/54)
Safe	34%	(18/54)
Somewhat safe	24%	(13/54)
Not that safe	18%	(10/54)
Not at all safe	2%	(1/54)

Residents feel safe in their homes and around the neighborhood during the day

LaLoma Survey Results: Comments

23. What other comments do you have about living in this neighborhood? (24 of 51 entries responded)


- Everything is great in this neighborhood.
- Good Neighborhood to live in.
- Need a shopping center and a drug store
- We like it overall, it is getting better.
- Community is supportive. Concerned about future, about drug traffic.
- It's OK, I like it.
- Friendly neighborhood.
- No kitchen, and bedroom is leaking, needs help with it.
- Speeding on roads
- Likes the neighborhood, quiet and peaceful
- They just keep to themselves.
- Happy living in the neighborhood
- Have a few neighbors that need to get their act together.
- Feels pretty safe, lack of street lights is the main concern
- Like the neighborhood, some good people. Some bad people who make the neighborhood bad.
- Need speed bumps.
- Close alleys so people can't walk that way.

Most comments are positive with a few negative comments

LaLoma Survey Results: Conditions of Homes

	Totals	
55 Homes		
Good and needs no maintenance/repair	14	25%
Needs minor repairs only	20	37%
Requires a limited number of major repairs	12	22%
Requires comprehensive renovation	7	12%
Dilapidated and not able to be repaired or renovated	1	2%
Construction of dwelling is not complete	1	2%


LaLoma Property Revitalization Projects



Project Activities:

- Lot cleanup

LaLoma Property Revitalization Projects



Project Activities:

- Tree Trimming


LaLoma Neighborhood Revitalization Projects



Project Activities:

- Street Repair


LaLoma Property Revitalization Projects



Project Activities:

- Demolition

LaLoma Home Revitalization Projects



Project Activities:

- Handicap Ramp



LaLoma Home Revitalization Projects



Project Activities:

- Painting

LaLoma Home Revitalization Projects



Project Activities:

- Repairs

LaLoma Property Revitalization Projects



Project Activities:

- Lot cleanup

LaLoma Property Revitalization Projects



- Project Activities:**
- Dead Tree Removed/Lot Cleanup

LaLoma Property Revitalization Projects



Project Activities:

- Lot cleanup
- Trees Removed


LaLoma Home Revitalization Projects



Project Details:

- Repair Siding/Painting

LaLoma New Home Construction Projects



Project Details:

- Cost: \$70K
- Home: 313 Carver...
- Blitz Build 2012

LaLoma New Home Construction Projects



Project Details:

- Cost: \$64K
- Home: 403 Lincoln
- Blitz 2012

North Collin County Habitat for Humanity LaLoma Report Card

Objectives

- Visual lot by lot needs analysis of the entire neighborhood
- A major community wide cleanup effort with local churches, volunteers, and residents
- A comprehensive survey of the neighborhood residents
- The identification, planning, funding, and execution of revitalization projects for individual homes
- The identification, planning, funding, and execution of new home construction
- Quarterly meeting with residents to identify and discuss community desires, goals, and concerns

Results to Date

- Completed
- Partially completed
- Will continue annually
- Completed June 2013
- 2nd survey scheduled in 2015
- 18 properties revitalized
- 14 new homes constructed
- 1 under construction 2013
- 4 planned for 2014
- On-going meetings are scheduled
- 4 Neighborhood leaders identified