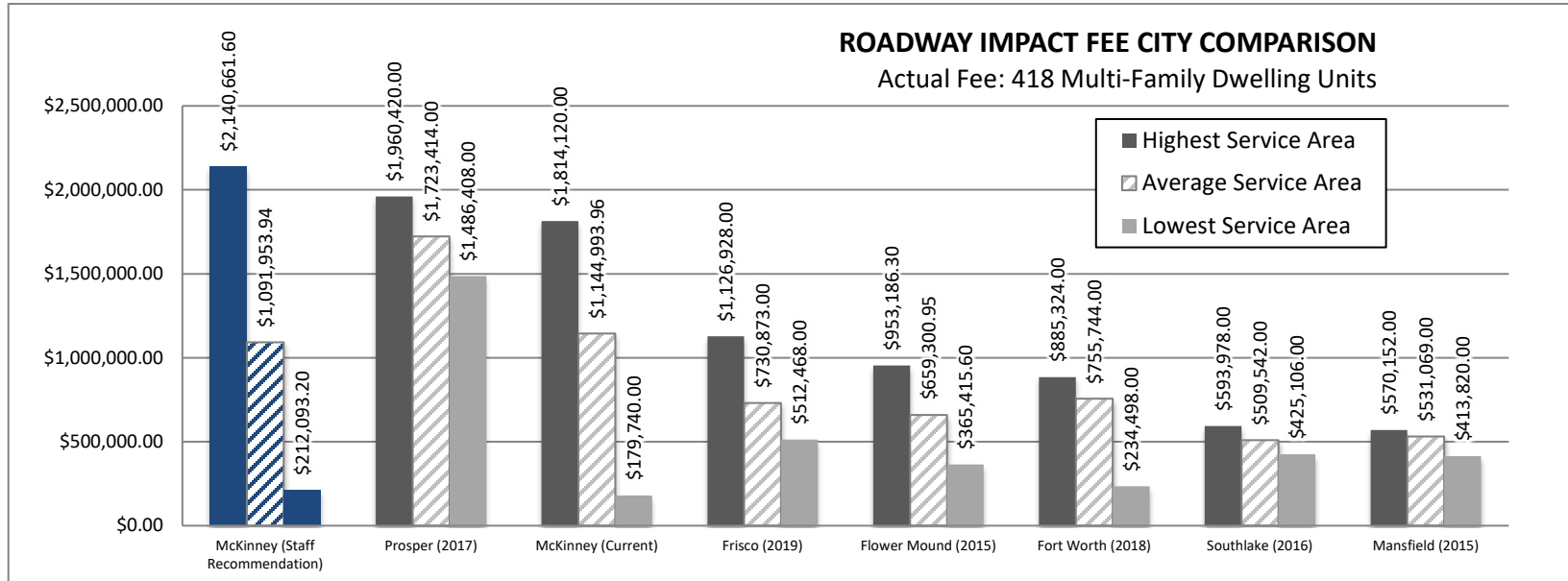


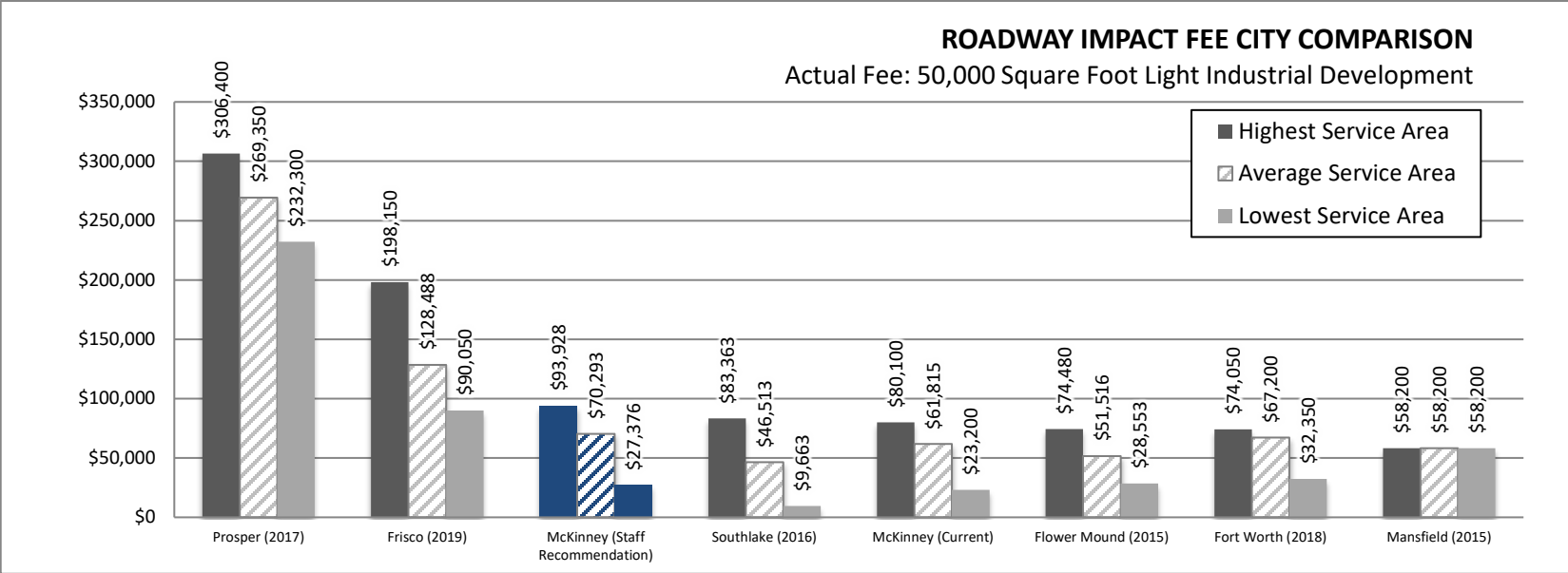
Note: "Max. Service Area" refers to the Service Area with the highest actual fee. "Min. Service Area" refers to the Service Area with the lowest actual fee. "Avg. Service Area" refers to the average fee of all Service Areas for sample development.

	Max. Service Area (Fee per development unit)	Min. Service Area (Fee per development unit)	Avg. Service Area (Fee per development unit)
Prosper (2017)	\$6,053	\$4,589	\$5,321
McKinney (Staff Recommendation)	\$4,484	\$812	\$3,544
Frisco (2019)	\$4,257	\$1,935	\$2,761
McKinney (Current)	\$3,800	\$689	\$3,292
Fort Worth (2018)	\$3,750	\$994	\$3,201
Flower Mound (2015)	\$3,718	\$1,424	\$2,571
Southlake (2016)	\$2,292	\$1,640	\$1,966
Mansfield (2015)	\$2,200	\$1,596	\$2,049



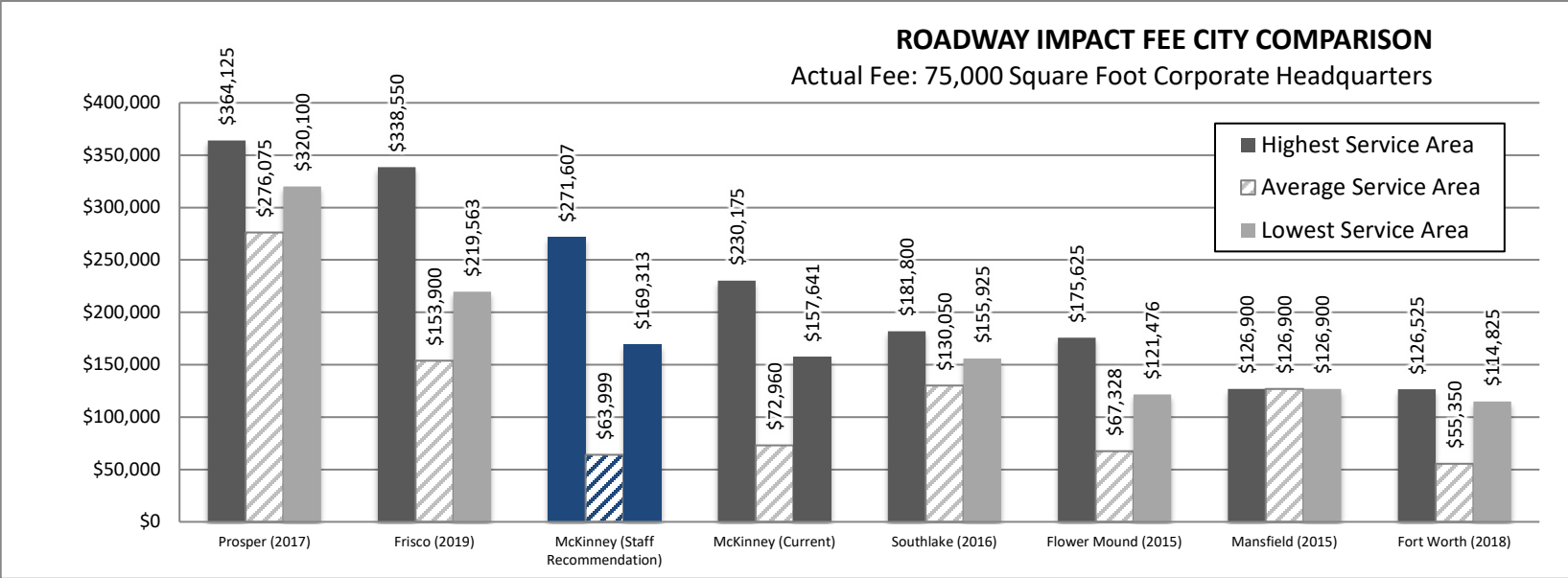
Note: "Max. Service Area" refers to the Service Area with the highest actual fee. "Min. Service Area" refers to the Service Area with the lowest actual fee. "Avg. Service Area" refers to the average fee of all Service Areas for sample development.

	Max. Service Area (fee per development unit)	Min. Service Area (fee per development unit)	Avg. Service Area (fee per development unit)
McKinney (Staff Recommendation)	\$5,121	\$507	\$2,612
Prosper (2017)	\$4,690	\$3,556	\$4,123
McKinney (Current)	\$4,340	\$430	\$2,739
Frisco (2019)	\$2,696	\$1,226	\$1,749
Flower Mound (2015)	\$2,280	\$874	\$1,577
Fort Worth (2018)	\$2,118	\$561	\$1,808
Southlake (2016)	\$1,421	\$1,017	\$1,219
Mansfield (2015)	\$1,364	\$990	\$1,271



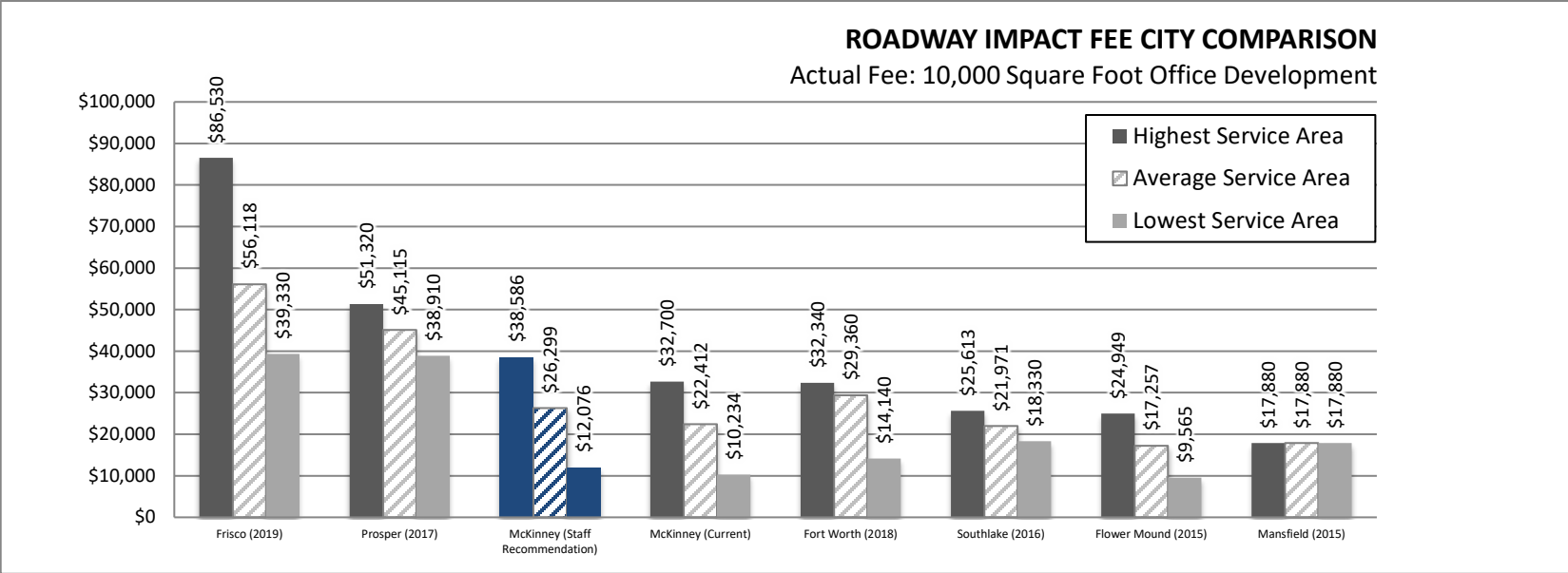
Note: "Max. Service Area" refers to the Service Area with the highest actual fee. "Min. Service Area" refers to the Service Area with the lowest actual fee. "Avg. Service Area" refers to the average fee of all Service Areas for sample development.

	Max. Service Area (fee per development unit)	Min. Service Area (fee per development unit)	Avg. Service Area (fee per development unit)
Prosper (2017)	\$6,128.00	\$4,646.00	\$5,387.00
Frisco (2019)	\$3,963.00	\$1,801.00	\$2,569.75
McKinney (Staff Recommendation)	\$1,878.56	\$547.52	\$1,405.85
Southlake (2016)	\$1,667.25	\$193.25	\$930.25
McKinney (Current)	\$1,602.00	\$464.00	\$1,236.30
Flower Mound (2015)	\$1,489.59	\$571.05	\$1,030.32
Fort Worth (2018)	\$1,481.00	\$647.00	\$1,344.00
Mansfield (2015)	\$1,164.00	\$1,164.00	\$1,164.00



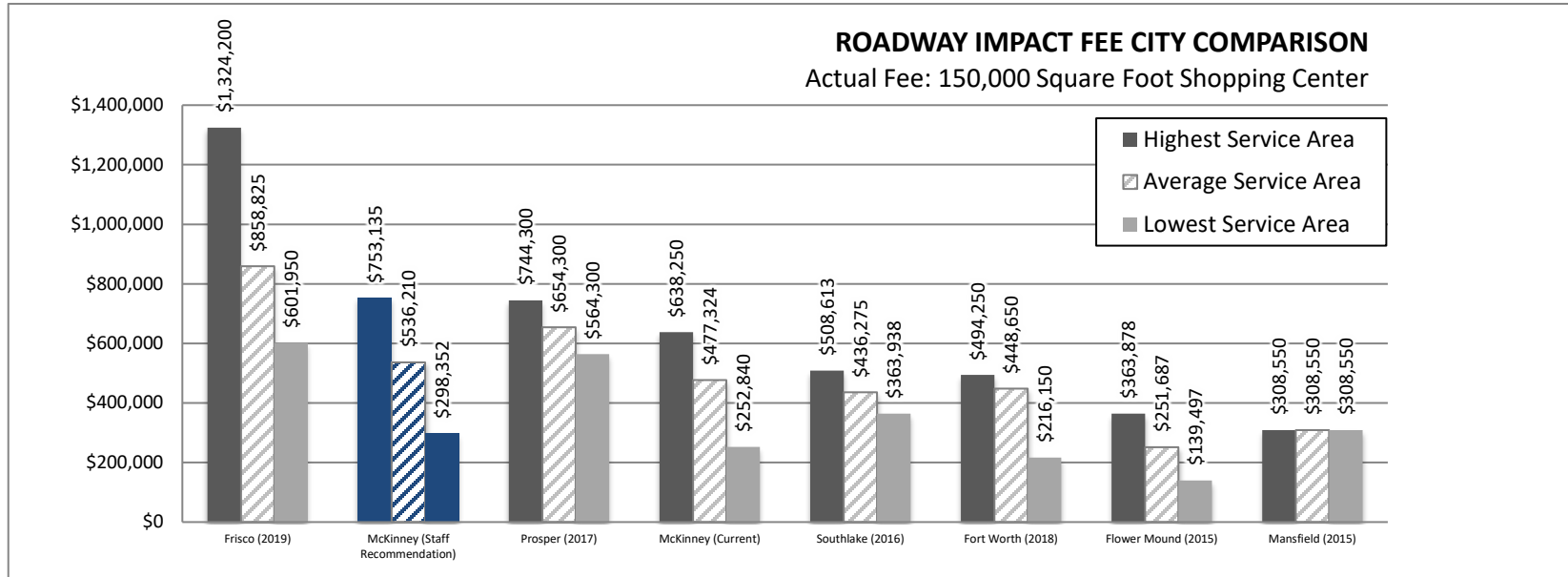
Note: "Max. Service Area" refers to the Service Area with the highest actual fee. "Min. Service Area" refers to the Service Area with the lowest actual fee. "Avg. Service Area" refers to the average fee of all Service Areas for sample development.

	Max. Service Area (fee per development unit)	Min. Service Area (fee per development unit)	Avg. Service Area (fee per development unit)
Prosper (2017)	\$4,855.00	\$3,681.00	\$4,268.00
Frisco (2019)	\$4,514.00	\$2,052.00	\$2,927.50
McKinney (Staff Recommendation)	\$3,621.42	\$853.32	\$2,257.50
McKinney (Current)	\$3,069.00	\$972.80	\$2,101.88
Southlake (2016)	\$2,424.00	\$1,734.00	\$2,079.00
Flower Mound (2015)	\$2,341.66	\$897.70	\$1,619.68
Mansfield (2015)	\$1,692.00	\$1,692.00	\$1,692.00
Fort Worth (2018)	\$1,687.00	\$738.00	\$1,531.00



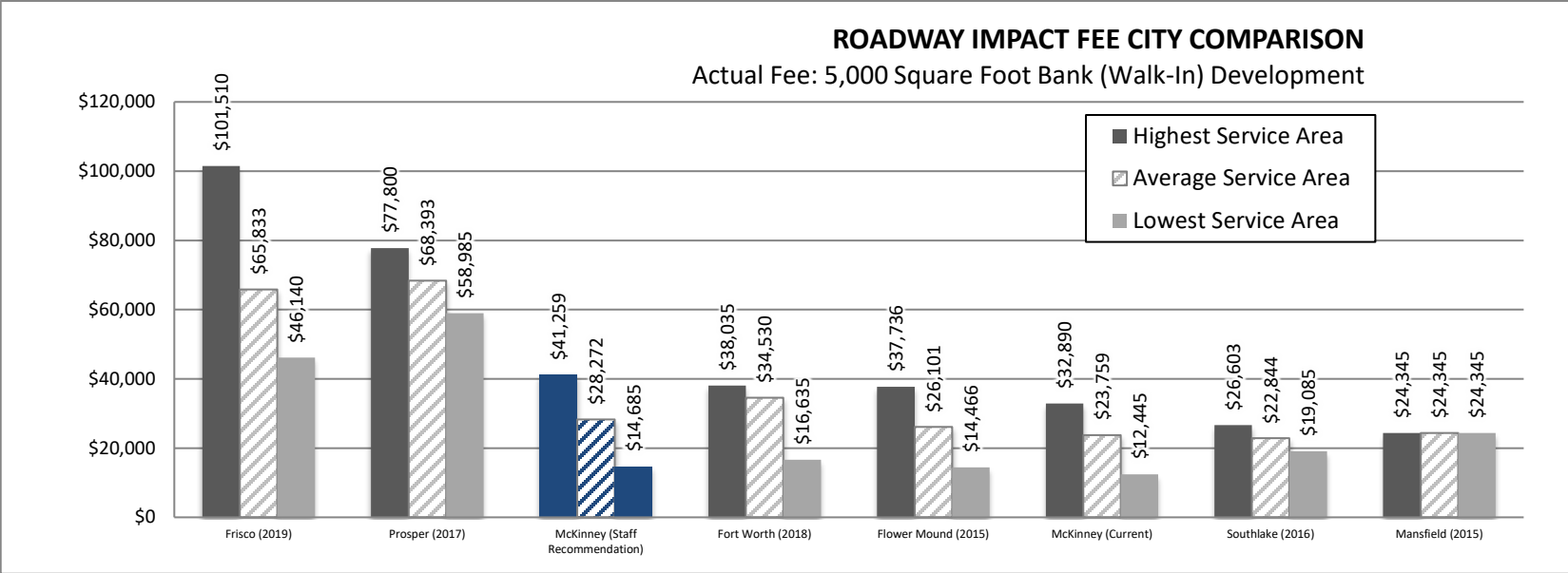
Note: "Max. Service Area" refers to the Service Area with the highest actual fee. "Min. Service Area" refers to the Service Area with the lowest actual fee. "Avg. Service Area" refers to the average fee of all Service Areas for sample development.

	Max. Service Area (fee per development unit)	Min. Service Area (fee per development unit)	Avg. Service Area (fee per development unit)
Frisco (2019)	\$8,653.00	\$3,933.00	\$5,611.75
Prosper (2017)	\$5,132.00	\$3,891.00	\$4,511.50
McKinney (Staff Recommendation)	\$3,858.60	\$1,207.61	\$2,629.89
McKinney (Current)	\$3,270.00	\$1,023.40	\$2,241.24
Fort Worth (2018)	\$3,234.00	\$1,414.00	\$2,936.00
Southlake (2016)	\$2,561.25	\$1,833.00	\$2,197.13
Flower Mound (2015)	\$2,494.91	\$956.45	\$1,725.68
Mansfield (2015)	\$1,788.00	\$1,788.00	\$1,788.00



Note: "Max. Service Area" refers to the Service Area with the highest actual fee. "Min. Service Area" refers to the Service Area with the lowest actual fee. "Avg. Service Area" refers to the average fee of all Service Areas for sample development.

	Max. Service Area (fee per development unit)	Min. Service Area (fee per development unit)	Avg. Service Area (fee per development unit)
Frisco (2019)	\$8,828.00	\$4,013.00	\$5,725.50
McKinney (Staff Recommendation)	\$5,020.90	\$1,989.01	\$3,574.73
Prosper (2017)	\$4,962.00	\$3,762.00	\$4,362.00
McKinney (Current)	\$4,255.00	\$1,685.60	\$3,182.16
Southlake (2016)	\$3,390.75	\$2,426.25	\$2,908.50
Fort Worth (2018)	\$3,295.00	\$1,441.00	\$2,991.00
Flower Mound (2015)	\$2,425.85	\$929.98	\$1,677.92
Mansfield (2015)	\$2,057.00	\$2,057.00	\$2,057.00



Note: "Max. Service Area" refers to the Service Area with the highest actual fee. "Min. Service Area" refers to the Service Area with the lowest actual fee. "Avg. Service Area" refers to the average fee of all Service Areas for sample development.

	Max. Service Area (fee per development unit)	Min. Service Area (fee per development unit)	Avg. Service Area (fee per development unit)
Frisco (2019)	\$20,302.00	\$9,228.00	\$13,166.50
Prosper (2017)	\$15,560.00	\$11,797.00	\$13,678.50
McKinney (Staff Recommendation)	\$8,251.74	\$2,937.02	\$5,654.47
Fort Worth (2018)	\$7,607.00	\$3,327.00	\$6,906.00
Flower Mound (2015)	\$7,547.19	\$2,893.29	\$5,220.24
McKinney (Current)	\$6,578.00	\$2,489.00	\$4,751.82
Southlake (2016)	\$5,320.50	\$3,817.00	\$4,568.75
Mansfield (2015)	\$4,869.00	\$4,869.00	\$4,869.00