

Impact Fee Semiannual Report

(End-of-Year 2019-2020)

20-0010M

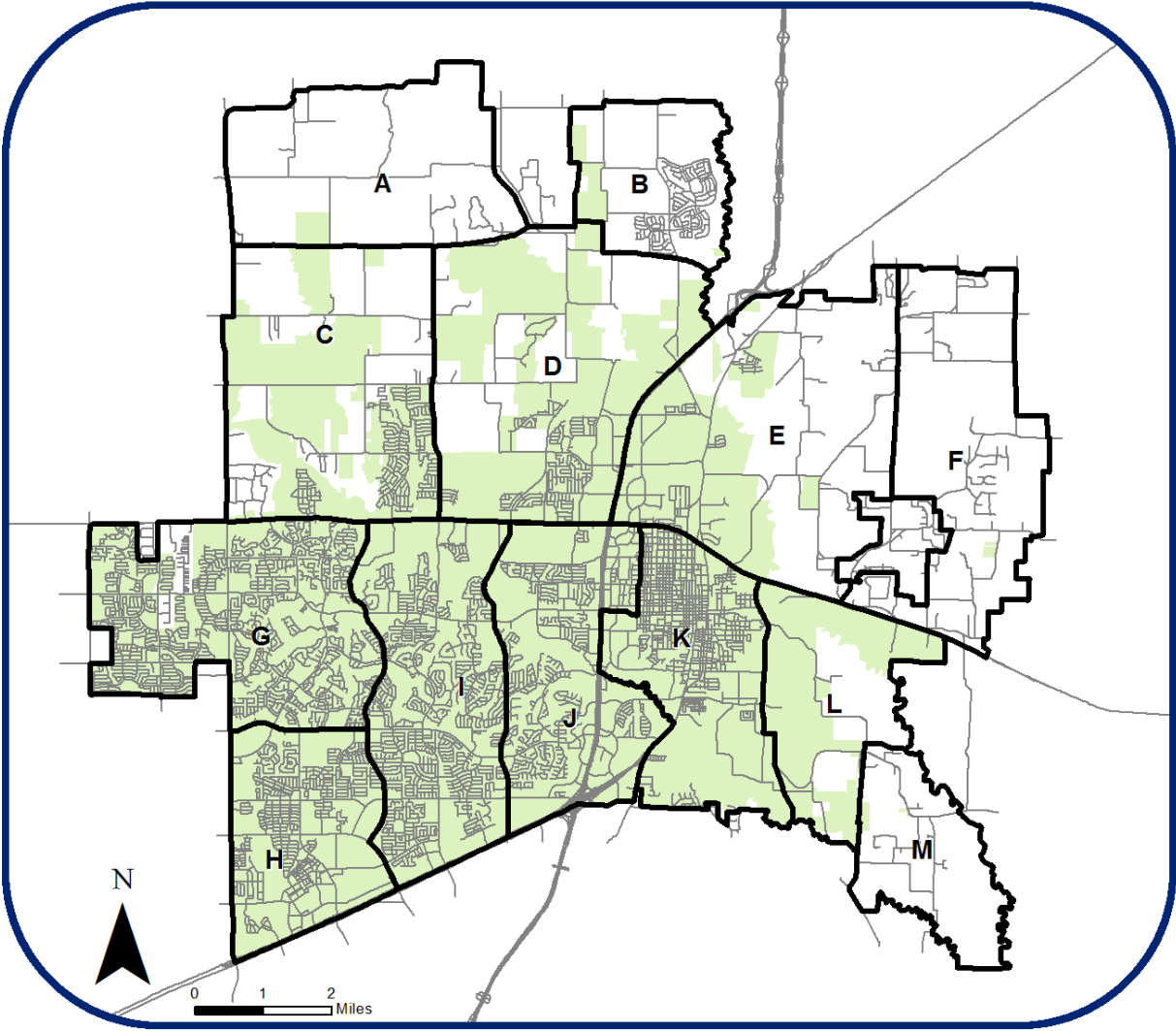
Semiannual Report: End-of-Year FY 2020

- **The Semiannual Report was last presented at the Capital Improvement Advisory Committee meeting on July 14, 2020.**
- **The Semiannual Report is required to:**
 - Report the progress of the Capital Improvements Plan
 - Report any perceived inequities in the Capital Improvements Plan implementation
- **The City of McKinney Semiannual Report includes:**
 - A summary of total Roadway and Utility Impact Fee funds collected, transferred, and available for capital improvement programs
 - A list of active capital improvement projects for which impact fees have been allocated

Semiannual Report 2019 – 2020

- The Capital Improvements Plan used for the Semiannual Report was adopted on November 19, 2013 (as part of the 2012-2013 Impact Fee Update) and amended February 13, 2017 (Utility CIP only)
- This is not the same as the City's overall Capital Improvements Program
- The Capital Improvements Plan for Impact Fees is:
 - *The adopted plan which identifies all capital improvements and their costs for each service area, which are necessitated by the new development in that service area for a period not to exceed 10 years, which are to be financed, in part, through the imposition of roadway and utility impact fees.*

ROADWAY SERVICE AREA MAP



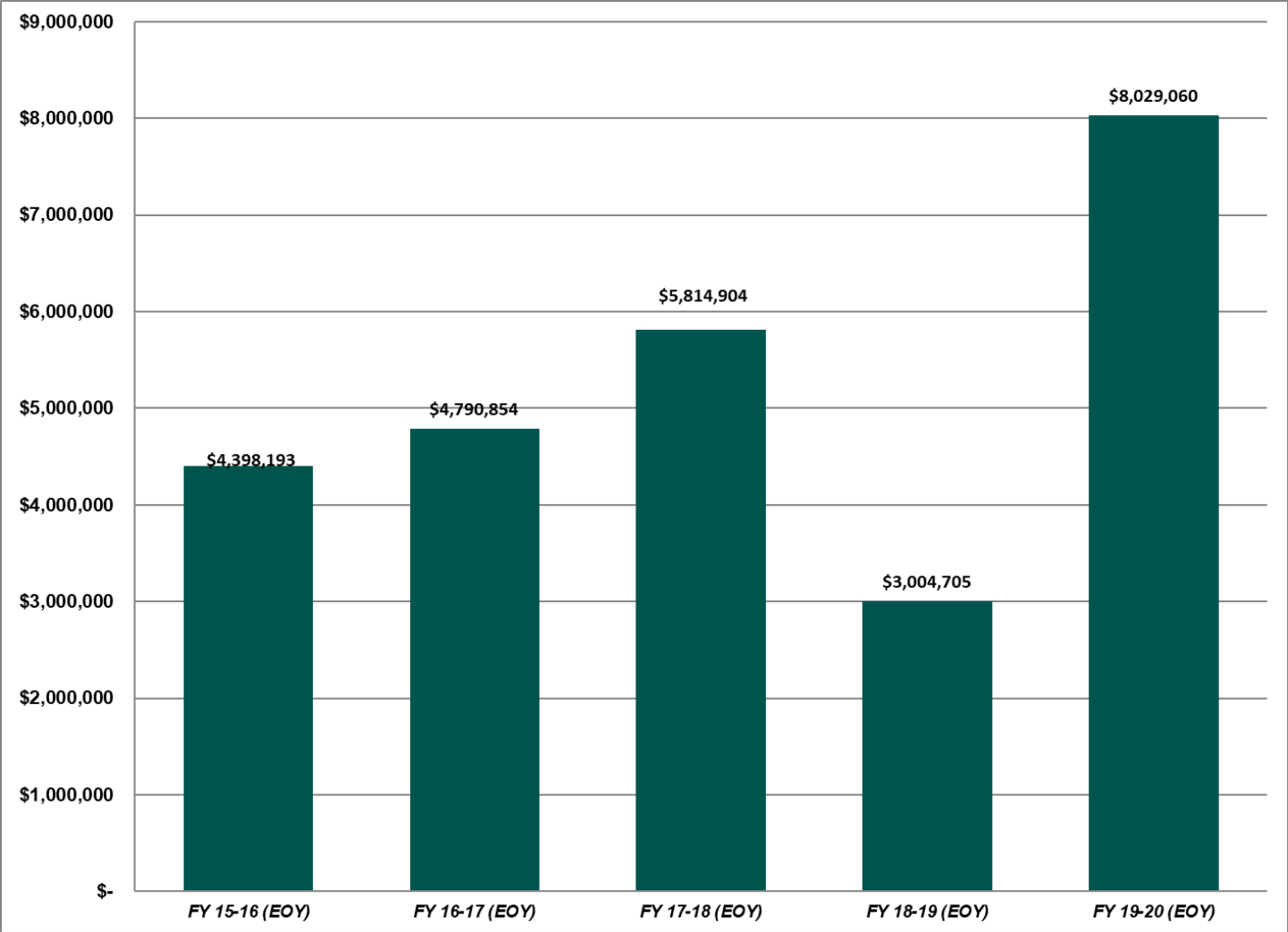
Roadway Impact Fees Fund Activity (FY 19-20)

Zone	Beginning LTD Balance	YTD Revenues	YTD Project Transfers / Refunds	Balance (including interest) LTD	Allocated to Future Projects	Available Funds LTD
A	\$0	\$0	\$0	\$0	\$0	\$0
B	\$0	\$0	\$0	\$0	\$0	\$0
C	\$1,784,813	\$481,245	\$0	\$2,266,059	(\$2,000,000)	\$266,059
D	\$131,981	\$287,587	\$0	\$419,568	(\$100,000)	\$319,568
E	\$129,689	\$1,590,386	\$0	\$1,720,075	(\$1,500,000)	\$220,075
F	\$0	\$0	\$0	\$0	\$0	\$0
G	\$448,086	\$142,048	(\$300,000)	\$290,134	(\$200,000)	\$90,134
H	\$293,933	\$192,120	\$3,083	\$489,135	(\$450,000)	\$39,135
I	\$5,189,968	\$595,972	(\$4,700,000)	\$1,085,940	(\$500,000)	\$585,940
J	\$2,179,356	\$2,483,606	(\$2,000,000)	\$2,662,962	(\$500,000)	\$2,162,962
K	\$779,111	\$2,206,695	(\$350,000)	\$2,635,806	\$0	\$2,635,806
L	\$5,532	\$49,400	\$0	\$54,932	\$0	\$54,932
M	\$0	\$0	\$0	\$0	\$0	\$0
TOTAL	\$10,942,468	\$8,029,060	(\$7,346,917)	\$11,624,611	(\$5,250,000)	\$6,374,611

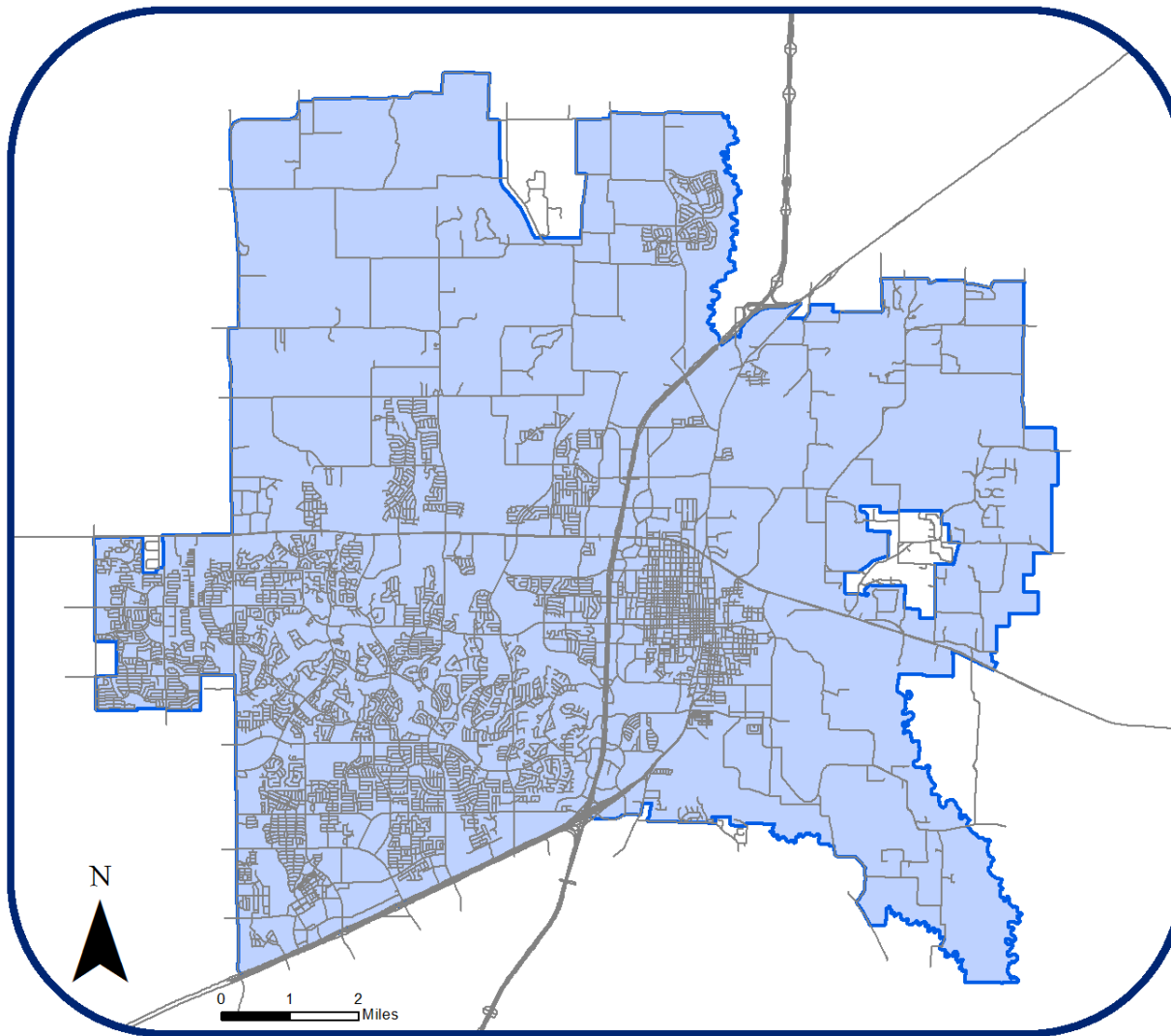
- Totals as of 9/30/2020
- YTD – Year to Date (includes funds for the fiscal year which is October 2019 to September 2020)
- LTD – Live to Date (includes balance funds from previous years)
- Allocated funds may exceed balance funds in cases where future fee revenue will fund a specific project
- As of October 1, 2013, interest earned on Roadway Impact Fee revenues is directly deposited into the Street Construction Fund.
- As of October 1, 2016, Roadway Impact Fees collected and reimbursed as part of the Chapter 380 Agreement between the City of McKinney and McKinney Ranch, Ltd. (and as amended) are deposited directly into a payable account.



Roadway Impact Fees Collected



UTILITY SERVICE AREA MAP

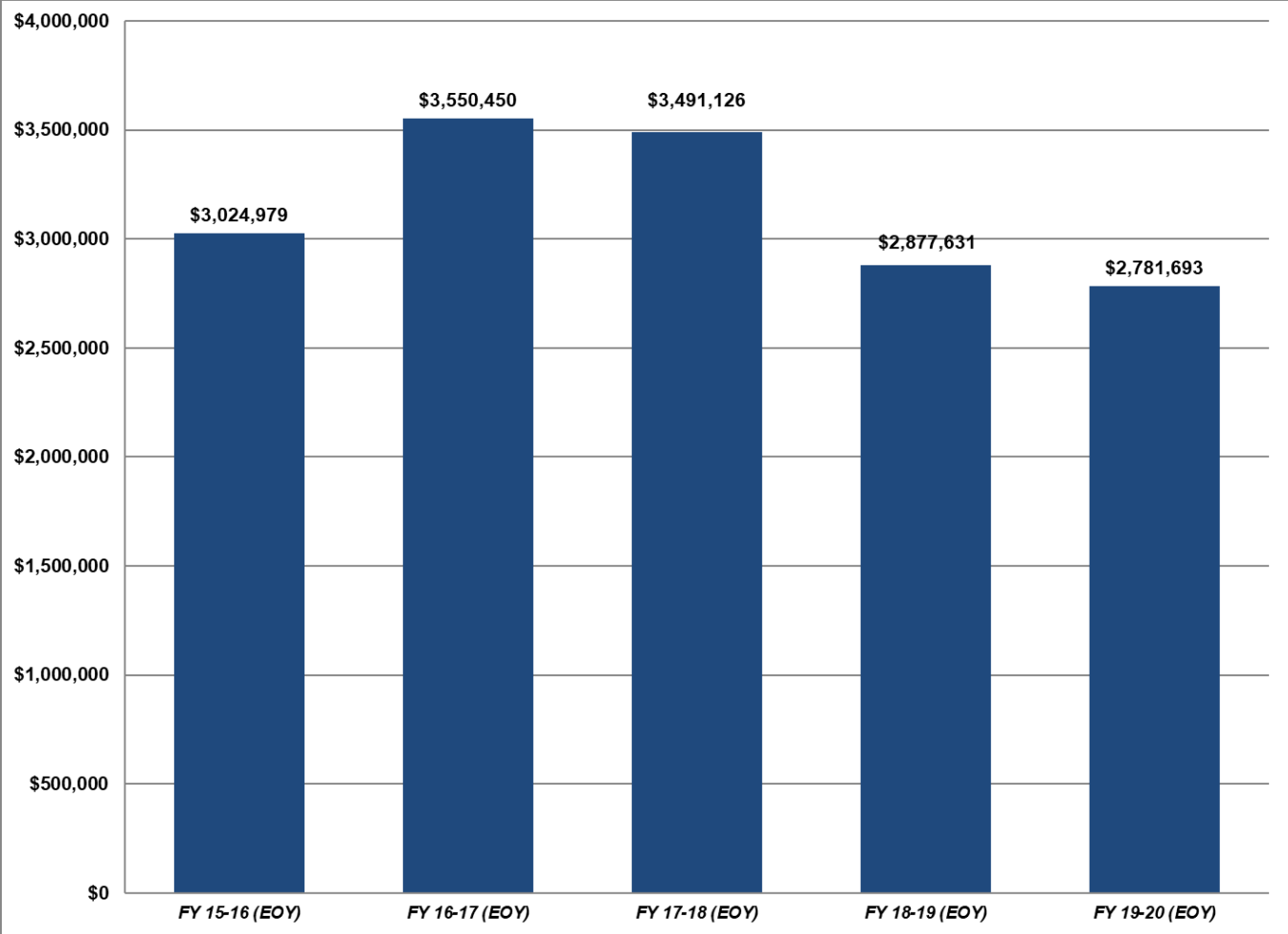


Utility Impact Fees Fund Activity (FY 19-20)

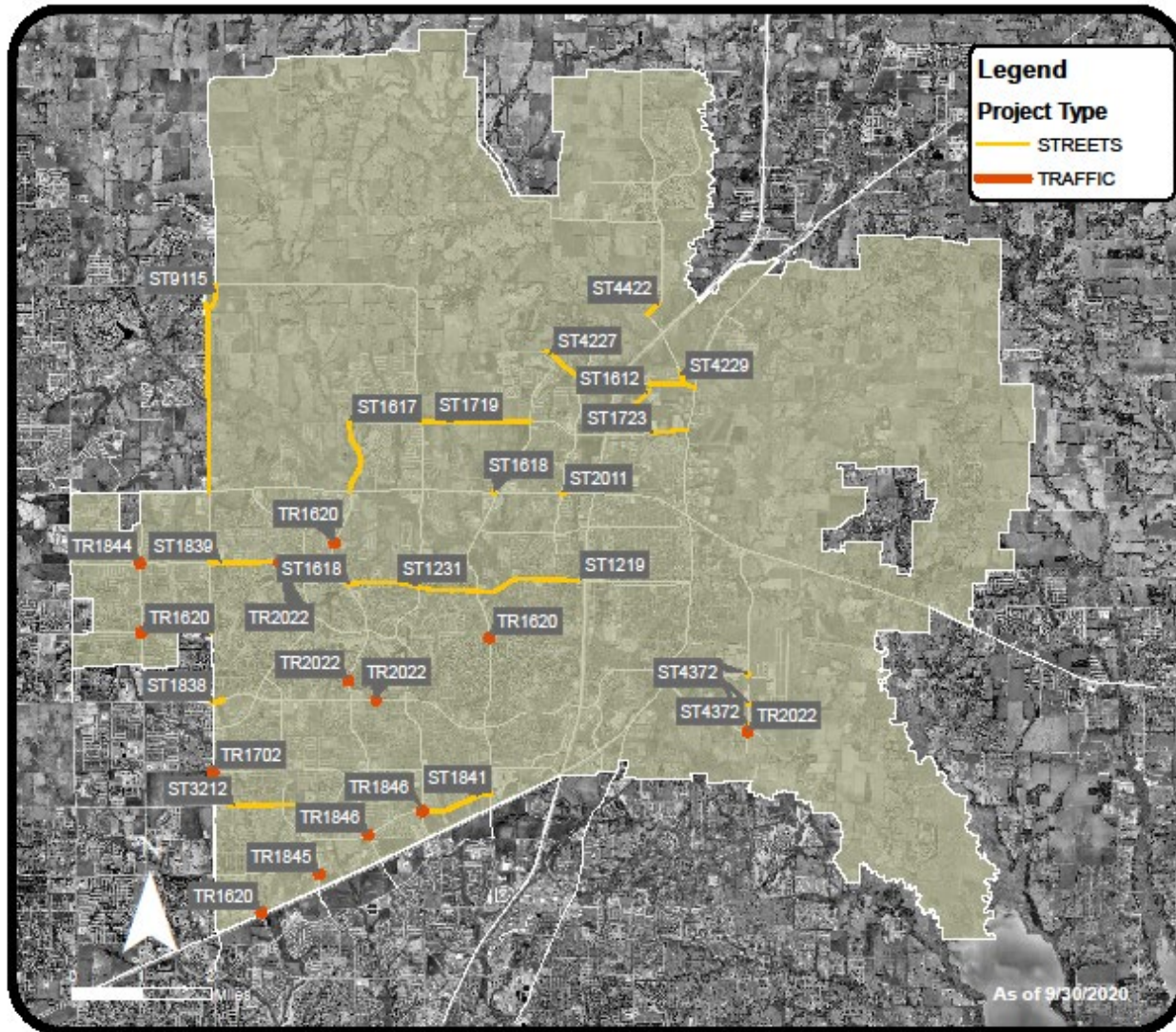
Utility Impact Fee Account	Beginning LTD Balance	Fees Collected YTD	Transfers out to Projects	Allocated to Future Projects	Available Funds LTD
Water	\$4,545,014	\$2,486,506	(\$2,235,000)	(\$4,200,000)	\$596,520
Wastewater	\$1,368,844	\$295,187	(\$1,000,000)	\$0	\$664,031
Total	\$5,913,858	\$2,781,693	(\$3,235,000)	(\$4,200,000)	\$1,260,550

- Totals as of 9/30/2020
- “Water and Wastewater Fees Collected YTD” include fees collected within the Trinity Falls Municipal Utility District
- YTD – Year to Date (includes funds for the fiscal year which is October 2019 to September 2020)
- LTD – Live to Date (includes balance funds from previous years)
- Allocated funds may exceed balance funds in cases where future fee revenue will fund future projects.

Utility Impact Fees Collected



Roadway Impact Fee Projects Map (FY 2020)



Utility Impact Fee Projects Map (FY 2020)

