

Print

Final Grant Report - Submission #56877

Date Submitted: 11/9/2016

City of McKinney Arts Commission

When your Arts-Commission-funded project is complete, please submit this form and the following two items within thirty days after the event or season, depending on the type of event. These items must be submitted electronically.

- 1) A detailed Final Project Report covering all receipts and expenditures for the funded project.
- 2) A narrative report of the project.

Please review carefully before submitting. Final Grant Reports may only be submitted once.

Grantee Name*

McKinney Youth Theatre

Grant Amount*

\$7,400

Email *

sakers@ntpagroup.org

Event(s)

Name of Event*

3 Elementary and Skill Classes

Date & Time of Event*

Fall 2015 8 weeks

Location of Event *

Church Street

More Events?

- Yes
- No

Name of Event

5 Spring 2016 Elementary and Skill Classes

Date & Time of Event

Spring 2016 After School

Location of Event

Church Street

More Events?

- Yes
- No

Name of Event

5 weeks of Art and Drama

Date & Time of Event

Summer 2016

Location of Event

Church Street

More Events?

- Yes
- No

Name of Event	Date & Time of Event	Location of Event	More Events?
5 weeks of Afternoon Production Classes	Summer 2016	Church Street	<input checked="" type="radio"/> Yes <input type="radio"/> No

Name of Event	Date & Time of Event	Location of Event	More Events?
Little Shop of Horrors- six performances	November 2015	MPAC	<input checked="" type="radio"/> Yes <input type="radio"/> No

Name of Event	Date & Time of Event	Location of Event	More Events?
Sound of Music- eight performances	December 2015	Church Street	<input checked="" type="radio"/> Yes <input type="radio"/> No

Name of Event	Date & Time of Event	Location of Event	More Events?
Into the Woods - six performances	January 2016	MPAC	<input checked="" type="radio"/> Yes <input type="radio"/> No

Name of Event	Date & Time of Event	Location of Event	More Events?
Cinderella G2K- 8 performances	February 2016	Church ST	<input checked="" type="radio"/> Yes <input type="radio"/> No

Name of Event	Date & Time of Event	Location of Event	More Events?
Disney's Aladdin- 8 performances	April 2016	Church Street	<input checked="" type="radio"/> Yes <input type="radio"/> No

Name of Event	Date & Time of Event	Location of Event
Wizard of Oz, Legally Blonde, Romeo and Juliet, Aristocrats	Summer 2016	Church Street

Total Revenue
 Include grant award funds.

Budget*	Actual*
288792	261287

Total Expenses

Budget*

288792

Actual*

170418 - before shared allocated expenses

Total Number in Attendance*

11330

Number of Performances*

94

Total Number of Tickets Sold*

8530

Number of Tickets Comped*

2800

Promotion

Did you include in all promotion, publicity and advertising the following line: "This project is funded in part by the City of McKinney through the City of McKinney Arts Commission."

Choose One*

- Yes
- No

If no, why not?

Logo

Did you use the City of McKinney logo on printed material?

Choose One*

- Yes
- No

If no, why not?

On Playbills. On posters, just name.

Goals

How successful was your event in accomplishing the Arts Commission goal, "To create a vibrant and viable arts community in which diverse, high quality arts opportunities are available to McKinney residents and visitors?"

Choose One*

- Very Successful
- Somewhat Successful
- Not Successful

Comments

MYT continued its explosive growth this year with several additional productions to accomodate the demand. In addition to the classes and major productions, we offered several free community workshops and free tickets to non-profits that serve the underserved: Hope's Kids, Vet Tix, and others.

Attach Financial Report*

Report_from_North_Texas_Performing_Arts-McKinney.xlsx

Attach Narrative Summary*

McKinney Youth Theatre Final Report 2015-2016 Rev 2.docx

Receipts


 Browse...

Additional Attachments

 Browse...

Additional Attachments

 Browse...



**MCKINNEY
YOUTH
THEATRE**
North Texas Performing Arts

MCKINNEY YOUTH THEATRE FINAL REPORT 2015-2016

In fiscal year 2016-2016, McKinney Youth Theatre trained over 400 youth in our McKinney programs. As in past years, we presented the best of Broadway and educational programming to the McKinney community.

MISSION: To develop the character of youth through quality performing arts education and family entertainment.

VISION: To make our programs desirable and accessible to all North Texas youth.

Total Revenue: \$261,286.92

Total Expense: \$170,417.82
(Before allocations of shared expenses: insurance, administrative costs, copier, advertising, rent of scene shop and corporate headquarters in Plano)

Number of Students: 400

Patrons who bought Tickets: 8,530

Complimentary Tickets 2,800

2015-2016 Programs:

MYT continued its explosive growth this year with several additional programs and productions added to accommodate growth.


Programs:

After school and summer classes for youth, ages 5-18

Major Productions featuring the best in Broadway and dramatic literature

Special Workshops for our advanced students

Acting Company for Excellence – Students must fulfill rigorous requirements to be a part of this program including an audition



2015-2016 SKILL CLASSES AND ELEMENTARY CLASSES

Season	Class	Number of Rehearsals	Number of Performances	Venue
Fall 2015	Acting 1	10	1	Heard Craig Hall
Fall 2015	Form and Function	10	1	Heard Craig Hall
Fall 2015	Acting 2	10	1	HCH
Spring 2016	MYT Page	10	1	HCH
Spring 2016	Voice	10	1	HCH
Spring 2016	MYT Page 202	10	1	HCH
Spring 2016	Spring Break Camp	5	1	HCH
Spring 2016	Storytime Princesses	10	1	HCH
Summer 2016	4	4 week long camps 20 days	4	HCH, FUMC
Summer 2016	4	4 week long camps 20 days	4	HCH, FUMC
Summer 2016	4	4 week long camps, 20 days	4	HCH, FUMC
Total Events			20	

2015 – 2016 MAJOR PRODUCTIONS

Title	Venue	Performance Dates	# of Rehearsals in McKinney	# of Perf
<i>Little Shop of Horrors</i>	Church Street	November 2015	23	6
<i>Sound of Music</i>	Church Street	December 2015	23	8
<i>Into the Woods</i>	MPAC	January 2016	23	12
<i>Cinderella G2K</i>	Church St	February 2016	23	8
<i>Disney's Aladdin</i>	Church St	April 2016	23	6
<i>High School Musical</i>	Church St	June 2016	23	8
<i>Romeo and Juliet</i>	Bonnie Wenk	September 2016	23	4
<i>Wizard of Oz</i>	Church St	July 2016	10	8
<i>Legally Blonde</i>	Church St	Summer 2016	23	8



Aristocrats	Church St	Summer 2016	23	6
Total			167 Rehearsals In McKinney	59 Perf

FREE COMMUNITY OUTREACH

To serve our vision of making our programs desirable and accessible to all North Texas youth, McKinney Youth Theatre offered free community outreach to McKinney and area youth.

Free Acting Classes: Offered the second Monday of each month except in the month of December. The classes are listed on our website and posted often on our McKinney Youth Theatre Facebook page. **Total 5 workshops.**

Complimentary Tickets: Approximately 800 complimentary tickets (each worth two complimentary tickets) were given to McKinney Chamber of Commerce for their annual New Teacher Breakfast held at Boyd High School each year. In addition, numerous complimentary tickets were sent to McKinney schools and non-profit. Teachers are given complimentary tickets to attend a production of their choice. Each family is given complimentary tickets for each production.

COLLABORATIONS

Downtown McKinney: McKinney Youth Theatre participated in Scare on the Square, Fourth of July Parade, and Arts Walk.


Boys and Girls Club: McKinney Youth Theatre provided the opening entertainment for their annual gala in fall 2015.

AWARDS

“2016 Athena Award” to Sara Akers from Plano Chamber of Commerce

“2016 Business Champion for the Arts” to sixth term Board President, Darrell Rodenbaugh from Business Council for the Arts

“2015 Top Twenty-Five Women in McKinney” Awarded to Sara Akers by McKinney Living Magazine



**MCKINNEY
YOUTH
THEATRE**
North Texas Performing Arts

"2015 Top Ten Women in Collin County" by Neiman Marcus Willow Bend

North Texas Performing Arts
Profit & Loss
 October 2015 through September 2016

	<u>Oct '15 - Sep 16</u>
Ordinary Income/Expense	
Income	
4000 · Production Income	
4100 · Tuition	
4120 · MYT	
Fall 2016	
Elf Jr	9,750.00
13 A New Musical	10,725.00
Jungle Book Kids	6,825.00
Total Fall 2016	<u>27,300.00</u>
Fall 2015	
Sound of Music	320.00
Total Fall 2015	<u>320.00</u>
Spring 2016	
Aladdin MYT	15,497.50
High School Musical	16,087.50
Total Spring 2016	<u>31,585.00</u>
Summer 2016	
Aristocats	8,645.00
MYT Legally Bonde	13,000.00
Romeo & Juliet	1,800.00
Wizard of Oz 2 week	11,421.43
Summer 2016 - Other	-325.00
Total Summer 2016	<u>34,541.43</u>
Winter 2016	
G2K Cinderella	12,675.00
Into the Woods	18,240.00
Total Winter 2016	<u>30,915.00</u>
4120 · MYT - Other	0.00
Total 4120 · MYT	<u>124,661.43</u>
4150 · Scholarships	
Committee Scholarship	-1,707.50
Costume Parent 50 % Discount	-1,543.75
Internship Credit	-1,472.50
Leadership Award	-1,075.00
Promotions Manager	-162.50
Salesmanship Award	-700.00
Set Build Award	-2,912.00
Set Design Parent	-1,625.00
Show Manager Scholarship	-3,825.00
Special Scholarships	-50.00
Spotlight Award	-650.00
Ticket Parent 50% Scholarship	-1,754.00
4150 · Scholarships - Other	-2,677.50
Total 4150 · Scholarships	<u>-20,154.75</u>

North Texas Performing Arts
Profit & Loss
 October 2015 through September 2016

	<u>Oct '15 - Sep 16</u>
4160 · Discounts	
AMP Auction	-562.50
Family/Patron Member Discount	-3,384.50
Mentor Discount	-323.50
4160 · Discounts - Other	<u>-921.75</u>
Total 4160 · Discounts	-5,192.25
4170 · Expired Credit Revenue	<u>137.50</u>
Total 4100 · Tuition	99,451.93
4200 · Ticket Sales	
4220 · MYT	
Jungle Book	500.00
Legally Blonde	8,800.00
Aladdin SPR16	12,308.00
G2K	7,628.00
High School Musical	9,914.00
Little Shop	3,748.00
MYT Sound of Music	10,500.00
Romeo & Juliet MYT	0.00
Ticket Sales Aristocats	6,730.00
Wizard 2 Week MYT	9,538.00
Woods	14,458.00
4220 · MYT - Other	<u>1,180.00</u>
Total 4220 · MYT	<u>85,304.00</u>
Total 4200 · Ticket Sales	85,304.00
4300 · Concessions/Promo/Merchandise	
4310 · Concessions	5,858.00
4320 · Playbill Advertising	125.00
4325 · Corporate Playbill Advertising	1,425.00
4330 · Promo Sales	603.00
4340 · Merchandise/T-Shirt Sales	<u>555.00</u>
Total 4300 · Concessions/Promo/Merchandise	<u>8,566.00</u>
Total 4000 · Production Income	193,321.93
4500 · Classes Income	
4520 · MYT	
Fall 2015	
Acting 1	1,375.00
Form & Function	125.00
MYT Acting 1	250.00
MYT PAGE 3-5	55.00
MYT Voice 1	<u>375.00</u>
Total Fall 2015	2,180.00
Fall 2016	
Dance Classes	0.00
PAGE	2,625.00
Production Class	<u>4,725.00</u>

North Texas Performing Arts
Profit & Loss
 October 2015 through September 2016

	<u>Oct '15 - Sep 16</u>
Total Fall 2016	7,350.00
Spring 2016	
Little Orphan Annie	0.00
MYT PAGE 3-5	2,437.50
MYT Spring Break Camp	430.00
Storytime Princesses	1,662.50
Triple Threat Wkshp	160.00
Total Spring 2016	<u>4,690.00</u>
Summer 2016	<u>33,177.50</u>
Total 4520 · MYT	<u>47,397.50</u>
4540 · Discounts	
Camp Survey Discount	-75.00
4541 · First Timer Discount	-1,744.00
4542 · Early Bird Discount	-1,285.00
4540 · Discounts - Other	-900.00
Total 4540 · Discounts	<u>-4,004.00</u>
Total 4500 · Classes Income	<u>43,393.50</u>
4600 · Grants Donations & Fund Raising	
4610 · Grant Income	
4612 · City of McKinney Grants	7,600.00
Total 4610 · Grant Income	<u>7,600.00</u>
4700 · Donations	
4710 · Membership Donations	
4712 · Family	100.00
4713 · Patron	250.00
Total 4710 · Membership Donations	<u>350.00</u>
Total 4700 · Donations	<u>350.00</u>
4800 · Fund Raising	
4810 · AMP	
4812 · McKinney AMP	
MCK AMP Auction Purchase	1,918.00
MCK AMP Individual	3,066.00
MCK AMP Voting Right	130.00
MCK Family Pack	4,040.00
MCK Online Auction Purchase	5,481.00
Meal Only	144.00
Onsite Funds Raised	104.00
Total 4812 · McKinney AMP	<u>14,883.00</u>
4814 · AMP Shipping Charges	288.00
Total 4810 · AMP	<u>15,171.00</u>
4821 · NTPA Havana Nights	620.00
4830 · Other Fundraisers	
Perform For Your Plate	15.00
Total 4830 · Other Fundraisers	<u>15.00</u>
Total 4800 · Fund Raising	<u>15,806.00</u>

North Texas Performing Arts
Profit & Loss
 October 2015 through September 2016

	<u>Oct '15 - Sep 16</u>
Total 4600 · Grants Donations & Fund Raising	23,756.00
4900 · Miscellaneous Income.	
4910 · Theatre Rental	
McKinney	550.00
Total 4910 · Theatre Rental	<u>550.00</u>
4930 · ACE	
ACE Memberships	200.00
Total 4930 · ACE	<u>200.00</u>
4940 · Interest/Dividends	
Interest Income	65.49
Total 4940 · Interest/Dividends	<u>65.49</u>
Total 4900 · Miscellaneous Income.	<u>815.49</u>
Total Income	<u>261,286.92</u>
Gross Profit	261,286.92
Expense	
5000 · Production Expense	
5006 · Contract Labor	
Prod Meetings	10.00
Auditions	487.50
LOA Wages MYT	18,999.50
5006 · Contract Labor - Other	159.50
Total 5006 · Contract Labor	<u>19,656.50</u>
5010 · Rent	
Garland Storage Unit	495.00
Heard Craig Hall McKinney	33,316.70
McKinney Storage Unit	1,187.00
Off Campus Site Costs	9,789.50
5010 · Rent - Other	60.00
Total 5010 · Rent	<u>44,848.20</u>
5020 · Royalty/Script Expense	
Scripts, books, and Music	1,695.00
5020 · Royalty/Script Expense - Other	17,155.35
Total 5020 · Royalty/Script Expense	<u>18,850.35</u>
5030 · Set Supplies	
Lights and Sound	29.86
Set Build - Major	4,907.55
Total 5030 · Set Supplies	<u>4,937.41</u>
5050 · Merchandise Expense	
Concession Supplies	981.22
T-Shirt purchases	728.00
5050 · Merchandise Expense - Other	150.00
Total 5050 · Merchandise Expense	<u>1,859.22</u>
Total 5000 · Production Expense	<u>90,151.68</u>
5100 · Class Expense	
5105 · Teachers wages	2,708.25

North Texas Performing Arts
Profit & Loss
 October 2015 through September 2016

	<u>Oct '15 - Sep 16</u>
5110 · Summer Camp Contractors	7,451.00
Total 5100 · Class Expense	<u>10,159.25</u>
5200 · Fund Raising & Business Dev	
5210 · Fundraising Event Expenses	
AMP Expenses	755.05
MCK AMP Expenses	7,284.98
MCK Gala	2,507.60
Special Event Wages	767.50
Total 5210 · Fundraising Event Expenses	<u>11,315.13</u>
Total 5200 · Fund Raising & Business Dev	<u>11,315.13</u>
5300 · Administrative & Other Expense	
5301 · Admin Wages	
Contract Labor	232.00
MYT Managing Director	
McKinney MD Bonus	5,140.52
MYT Managing Director - Other	43,153.78
Total MYT Managing Director	<u>48,294.30</u>
Total 5301 · Admin Wages	<u>48,526.30</u>
5302 · Taxes - Payroll	
Payroll Taxes	
Medicare Company	700.27
SS-Company	2,994.25
TX-Unemployment	351.00
Total Payroll Taxes	<u>4,045.52</u>
Total 5302 · Taxes - Payroll	<u>4,045.52</u>
5303 · Contractor Admin Expense	20.00
5306 · Bank & CC Fees	
Bank Charges	44.82
Credit Card Fees	0.28
5306 · Bank & CC Fees - Other	112.08
Total 5306 · Bank & CC Fees	<u>157.18</u>
5310 · Supplies	
Art & Camp Supplies	22.49
Office Supplies/Paper	10.98
5310 · Supplies - Other	102.13
Total 5310 · Supplies	<u>135.60</u>
5315 · Repairs and Maintenance	
Theatre Repairs	76.73
5315 · Repairs and Maintenance - Other	170.00
Total 5315 · Repairs and Maintenance	<u>246.73</u>
5325 · Advertising	
Advertising	60.00
Postage	101.54
5325 · Advertising - Other	173.50
Total 5325 · Advertising	<u>335.04</u>

North Texas Performing Arts
Profit & Loss
 October 2015 through September 2016

	<u>Oct '15 - Sep 16</u>
5330 · Insurance	
Employee Health Insurance	1,300.00
Health Insurance Employer	100.00
	<u>1,400.00</u>
Total 5330 · Insurance	1,400.00
5340 · Meals, Travel & Entertainment	37.18
5345 · Auto Expenses	
Mileage Reimbursement	1,000.00
5345 · Auto Expenses - Other	200.40
	<u>1,200.40</u>
Total 5345 · Auto Expenses	1,200.40
5350 · Dues and Subscriptions	584.95
5355 · Employee Gifts	100.00
5360 · Depreciation	1,645.80
5365 · Postage & Shipping (Non-ad)	40.00
5375 · Security Expense	11.81
5386 · ACE Expenses	170.90
5300 · Administrative & Other Expense - Other	134.35
	<u>134.35</u>
Total 5300 · Administrative & Other Expense	58,791.76
	<u>58,791.76</u>
Total Expense	170,417.82
	<u>170,417.82</u>
Net Ordinary Income	90,869.10
Other Income/Expense	
Other Income	
6200 · Temp Restricted Donations	
6210 · Stardust Campaign	
6213 · MYT Stardust	79,018.77
	<u>79,018.77</u>
Total 6210 · Stardust Campaign	79,018.77
	<u>79,018.77</u>
Total 6200 · Temp Restricted Donations	79,018.77
	<u>79,018.77</u>
Total Other Income	79,018.77
Other Expense	
7010 · Fairview Buildout	
Permits	175.00
Architecture	990.00
7010 · Fairview Buildout - Other	4,928.36
	<u>6,093.36</u>
Total 7010 · Fairview Buildout	6,093.36
	<u>6,093.36</u>
Total Other Expense	6,093.36
	<u>6,093.36</u>
Net Other Income	72,925.41
	<u>72,925.41</u>
Net Income	163,794.51
	<u>163,794.51</u>