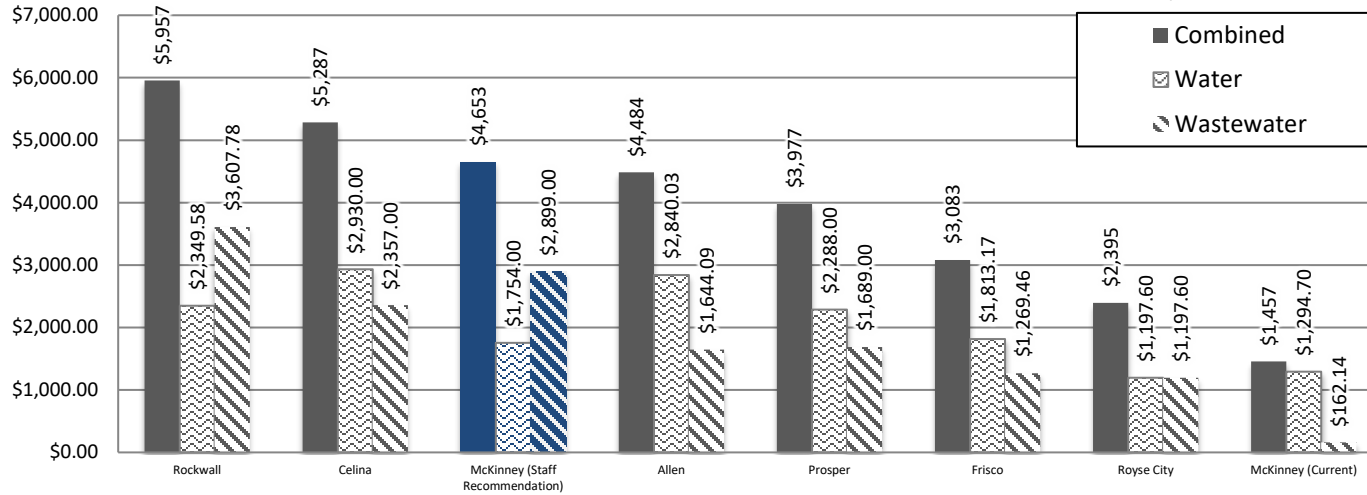
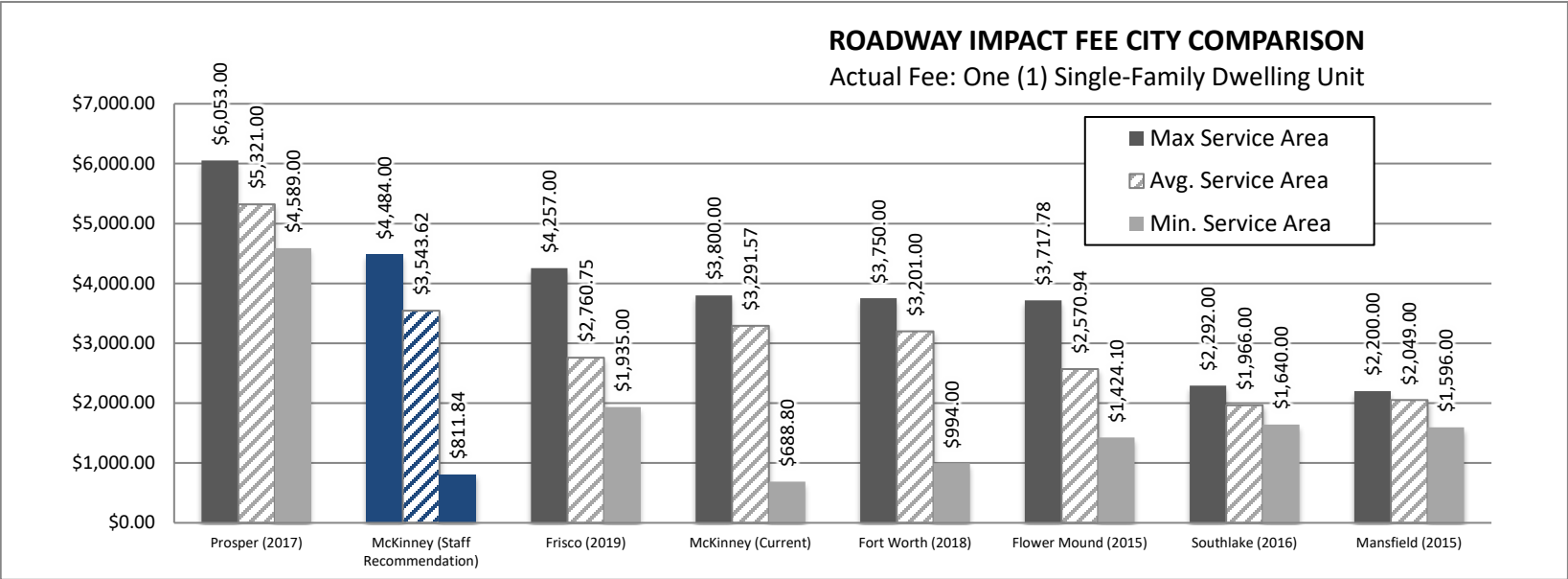


### UTILITY IMPACT FEE CITY COMPARISON

Scaled Fee: 3/4" meter

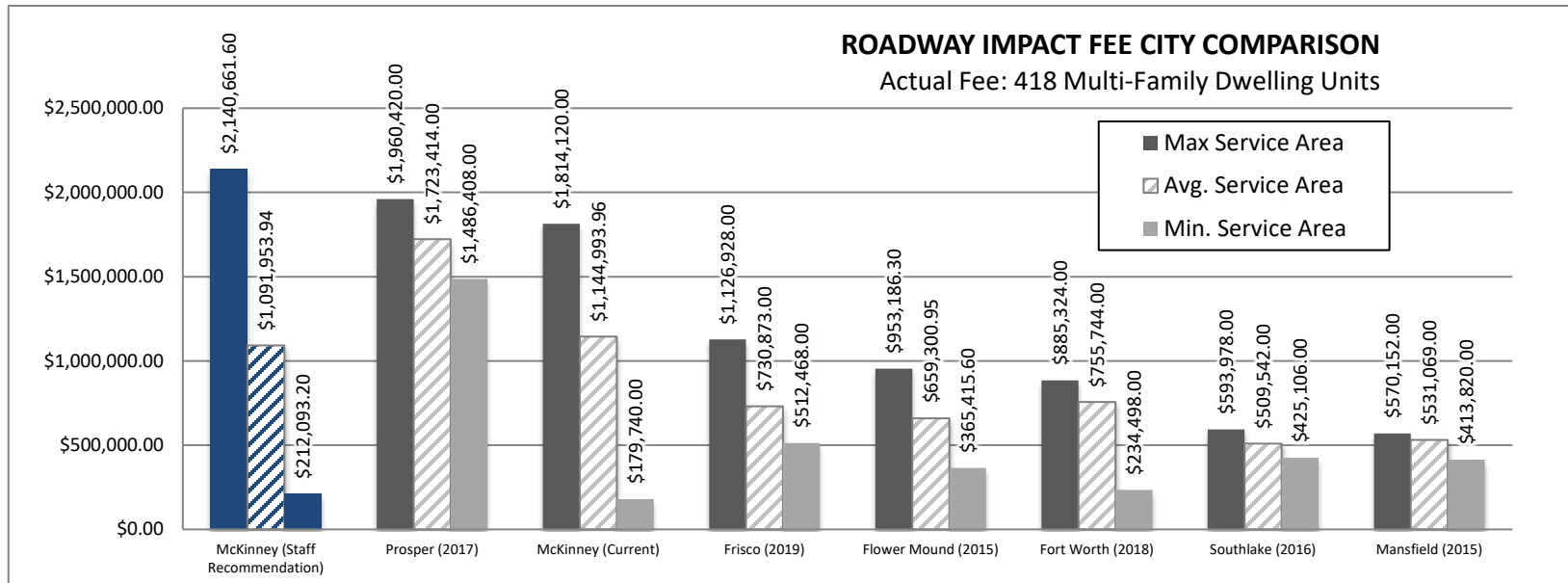


	Combined	Water	Wastewater
Rockwall	\$5,957.36	\$2,349.58	\$3,607.78
Celina	\$5,287.00	\$2,930.00	\$2,357.00
McKinney (Staff Recommendation)	\$4,653.00	\$1,754.00	\$2,899.00
Allen	\$4,484.12	\$2,840.03	\$1,644.09
Prosper	\$3,977.00	\$2,288.00	\$1,689.00
Frisco	\$3,082.63	\$1,813.17	\$1,269.46
Royse City	\$2,395.20	\$1,197.60	\$1,197.60
McKinney (Current)	\$1,456.84	\$1,294.70	\$162.14



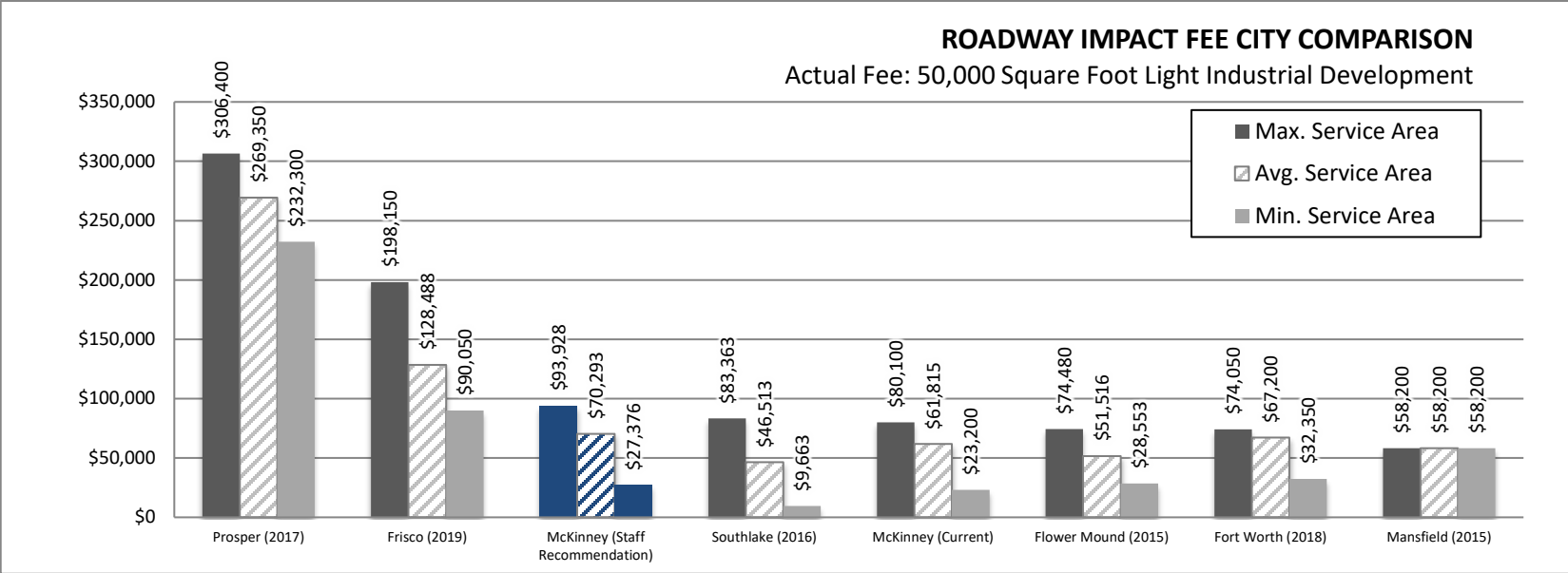
Note: "Max. Service Area" refers to the Service Area with the highest actual fee. "Min. Service Area" refers to the Service Area with the lowest actual fee. "Avg. Service Area" refers to the average fee of all Service Areas for sample development.

	Max. Service Area (Fee per development unit)	Min. Service Area (Fee per development unit)	Avg. Service Area (Fee per development unit)
Prosper (2017)	\$6,053.00	\$4,589.00	\$5,321.00
McKinney (Staff Recommendation)	\$4,484.00	\$811.84	\$3,543.62
Frisco (2019)	\$4,257.00	\$1,935.00	\$2,760.75
McKinney (Current)	\$3,800.00	\$688.80	\$3,291.57
Fort Worth (2018)	\$3,750.00	\$994.00	\$3,201.00
Flower Mound (2015)	\$3,717.78	\$1,424.10	\$2,570.94
Southlake (2016)	\$2,292.00	\$1,640.00	\$1,966.00
Mansfield (2015)	\$2,200.00	\$1,596.00	\$2,049.00



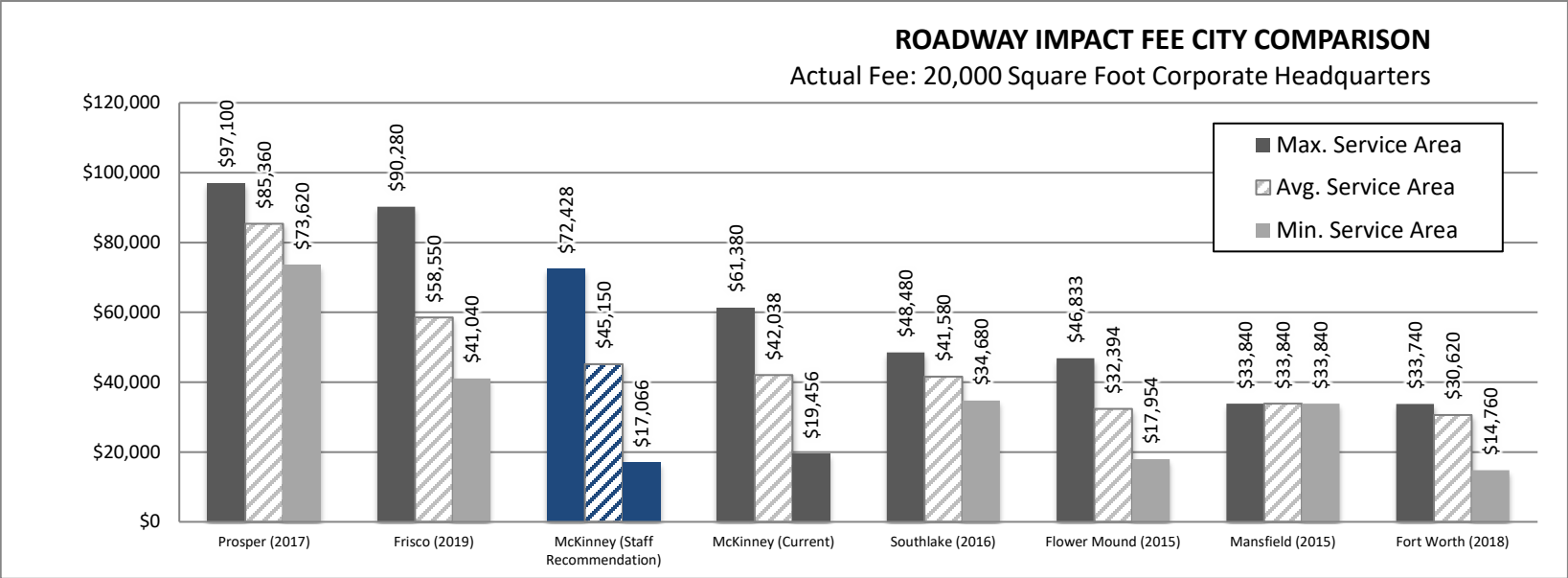
Note: "Max. Service Area" refers to the Service Area with the highest actual fee. "Min. Service Area" refers to the Service Area with the lowest actual fee. "Avg. Service Area" refers to the average fee of all Service Areas for sample development.

	Max. Service Area (fee per development unit)	Min. Service Area (fee per development unit)	Avg. Service Area (fee per development unit)
McKinney (Staff Recommendation)	\$5,121.20	\$507.40	\$2,612.33
Prosper (2017)	\$4,690.00	\$3,556.00	\$4,123.00
McKinney (Current)	\$4,340.00	\$430.00	\$2,739.22
Frisco (2019)	\$2,696.00	\$1,226.00	\$1,748.50
Flower Mound (2015)	\$2,280.35	\$874.20	\$1,577.28
Fort Worth (2018)	\$2,118.00	\$561.00	\$1,808.00
Southlake (2016)	\$1,421.00	\$1,017.00	\$1,219.00
Mansfield (2015)	\$1,364.00	\$990.00	\$1,270.50



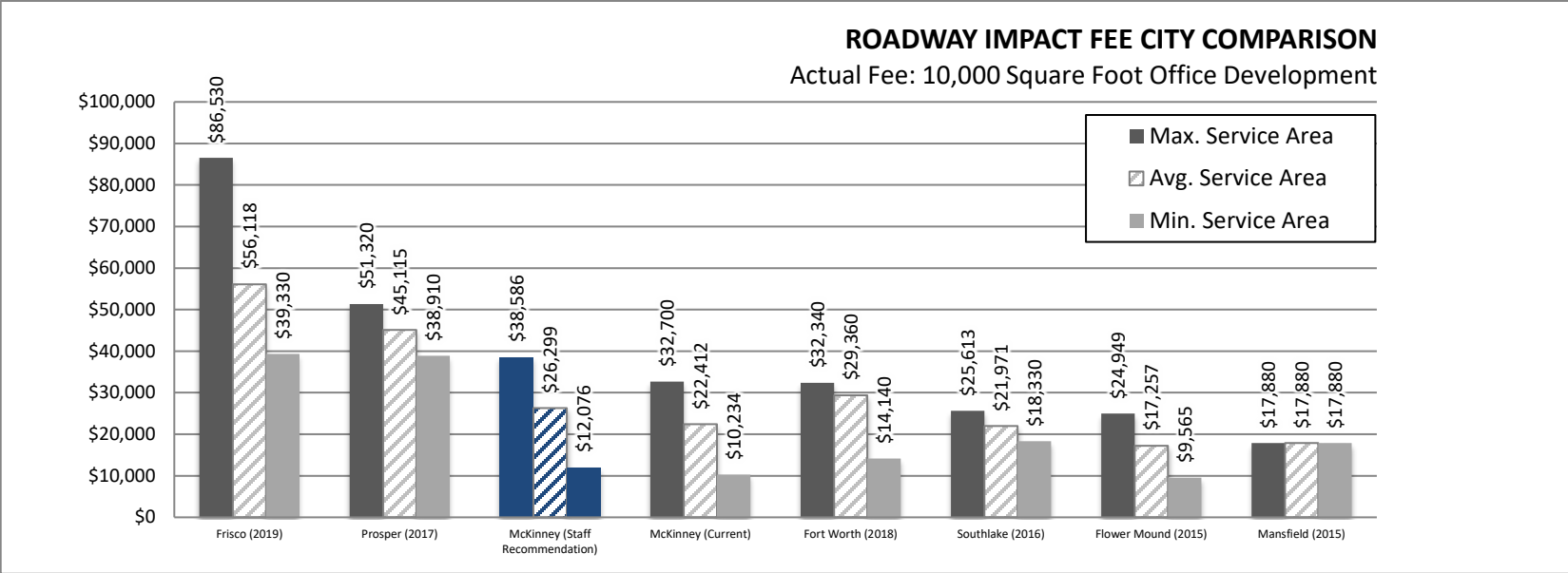
Note: "Max. Service Area" refers to the Service Area with the highest actual fee. "Min. Service Area" refers to the Service Area with the lowest actual fee. "Avg. Service Area" refers to the average fee of all Service Areas for sample development.

	Max. Service Area (fee per development unit)	Min. Service Area (fee per development unit)	Avg. Service Area (fee per development unit)
Prosper (2017)	\$6,128.00	\$4,646.00	\$5,387.00
Frisco (2019)	\$3,963.00	\$1,801.00	\$2,569.75
McKinney (Staff Recommendation)	\$1,878.56	\$547.52	\$1,405.85
Southlake (2016)	\$1,667.25	\$193.25	\$930.25
McKinney (Current)	\$1,602.00	\$464.00	\$1,236.30
Flower Mound (2015)	\$1,489.59	\$571.05	\$1,030.32
Fort Worth (2018)	\$1,481.00	\$647.00	\$1,344.00
Mansfield (2015)	\$1,164.00	\$1,164.00	\$1,164.00



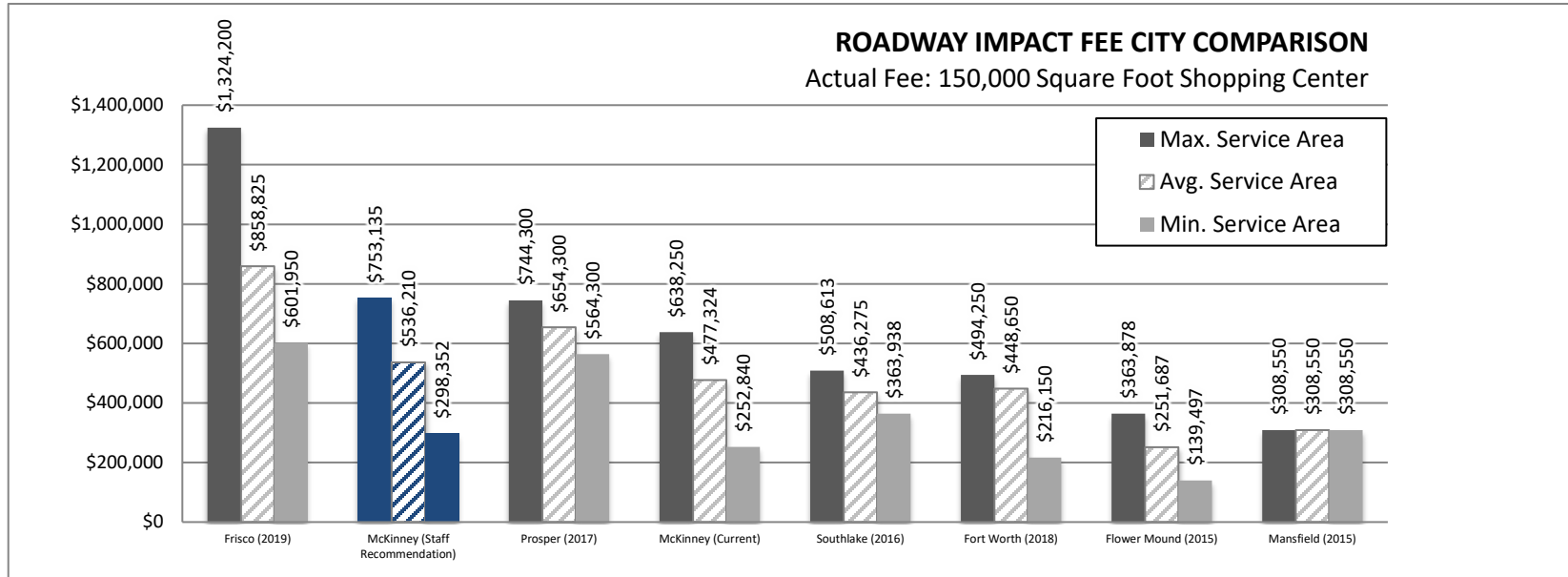
Note: "Max. Service Area" refers to the Service Area with the highest actual fee. "Min. Service Area" refers to the Service Area with the lowest actual fee. "Avg. Service Area" refers to the average fee of all Service Areas for sample development.

	Max. Service Area (fee per development unit)	Min. Service Area (fee per development unit)	Avg. Service Area (fee per development unit)
Prosper (2017)	\$4,855.00	\$3,681.00	\$4,268.00
Frisco (2019)	\$4,514.00	\$2,052.00	\$2,927.50
McKinney (Staff Recommendation)	\$3,621.42	\$853.32	\$2,257.50
McKinney (Current)	\$3,069.00	\$972.80	\$2,101.88
Southlake (2016)	\$2,424.00	\$1,734.00	\$2,079.00
Flower Mound (2015)	\$2,341.66	\$897.70	\$1,619.68
Mansfield (2015)	\$1,692.00	\$1,692.00	\$1,692.00
Fort Worth (2018)	\$1,687.00	\$738.00	\$1,531.00



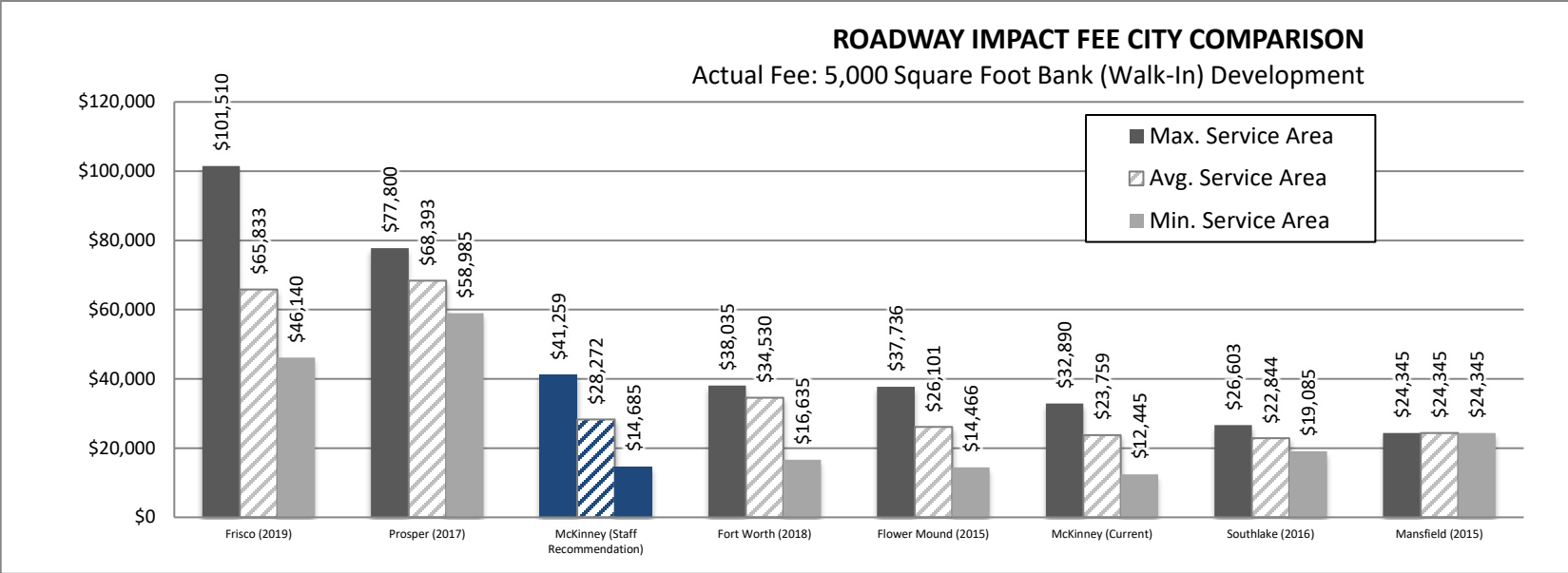
Note: "Max. Service Area" refers to the Service Area with the highest actual fee. "Min. Service Area" refers to the Service Area with the lowest actual fee. "Avg. Service Area" refers to the average fee of all Service Areas for sample development.

	Max. Service Area (fee per development unit)	Min. Service Area (fee per development unit)	Avg. Service Area (fee per development unit)
Frisco (2019)	\$8,653.00	\$3,933.00	\$5,611.75
Prosper (2017)	\$5,132.00	\$3,891.00	\$4,511.50
McKinney (Staff Recommendation)	\$3,858.60	\$1,207.61	\$2,629.89
McKinney (Current)	\$3,270.00	\$1,023.40	\$2,241.24
Fort Worth (2018)	\$3,234.00	\$1,414.00	\$2,936.00
Southlake (2016)	\$2,561.25	\$1,833.00	\$2,197.13
Flower Mound (2015)	\$2,494.91	\$956.45	\$1,725.68
Mansfield (2015)	\$1,788.00	\$1,788.00	\$1,788.00



Note: "Max. Service Area" refers to the Service Area with the highest actual fee. "Min. Service Area" refers to the Service Area with the lowest actual fee. "Avg. Service Area" refers to the average fee of all Service Areas for sample development.

	Max. Service Area (fee per development unit)	Min. Service Area (fee per development unit)	Avg. Service Area (fee per development unit)
Frisco (2019)	\$8,828.00	\$4,013.00	\$5,725.50
McKinney (Staff Recommendation)	\$5,020.90	\$1,989.01	\$3,574.73
Prosper (2017)	\$4,962.00	\$3,762.00	\$4,362.00
McKinney (Current)	\$4,255.00	\$1,685.60	\$3,182.16
Southlake (2016)	\$3,390.75	\$2,426.25	\$2,908.50
Fort Worth (2018)	\$3,295.00	\$1,441.00	\$2,991.00
Flower Mound (2015)	\$2,425.85	\$929.98	\$1,677.92
Mansfield (2015)	\$2,057.00	\$2,057.00	\$2,057.00



Note: "Max. Service Area" refers to the Service Area with the highest actual fee. "Min. Service Area" refers to the Service Area with the lowest actual fee. "Avg. Service Area" refers to the average fee of all Service Areas for sample development.

	Max. Service Area (fee per development unit)	Min. Service Area (fee per development unit)	Avg. Service Area (fee per development unit)
Frisco (2019)	\$20,302.00	\$9,228.00	\$13,166.50
Prosper (2017)	\$15,560.00	\$11,797.00	\$13,678.50
McKinney (Staff Recommendation)	\$8,251.74	\$2,937.02	\$5,654.47
Fort Worth (2018)	\$7,607.00	\$3,327.00	\$6,906.00
Flower Mound (2015)	\$7,547.19	\$2,893.29	\$5,220.24
McKinney (Current)	\$6,578.00	\$2,489.00	\$4,751.82
Southlake (2016)	\$5,320.50	\$3,817.00	\$4,568.75
Mansfield (2015)	\$4,869.00	\$4,869.00	\$4,869.00