

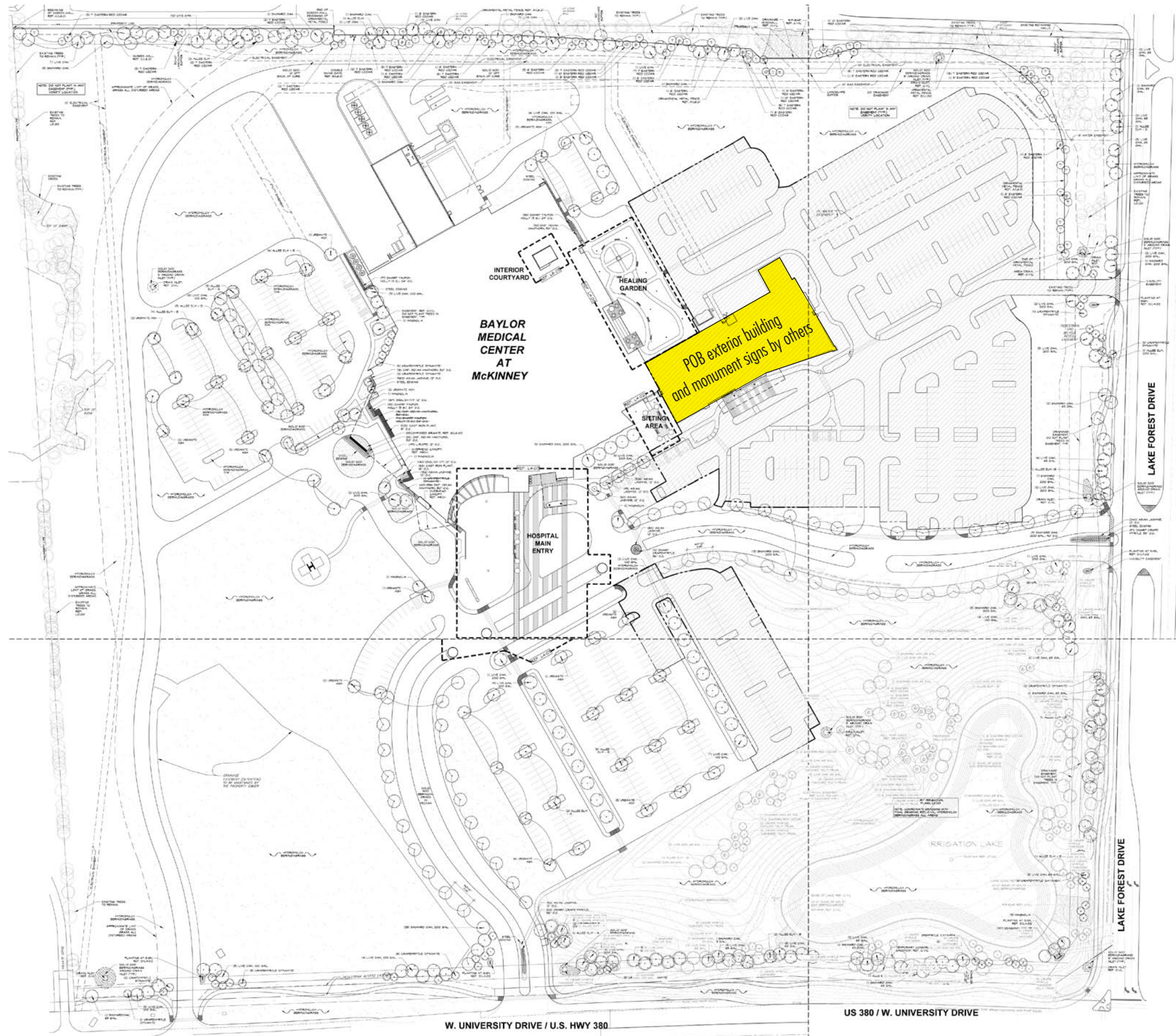
• • •
B D G

BAYLOR MEDICAL CENTER AT MCKINNEY MCKINNEY, TEXAS

EXTERIOR SIGNAGE
CITY OF MCKINNEY SIGN PLAN PRESENTATION
SEPTEMBER 27, 2011

• • •
B D G

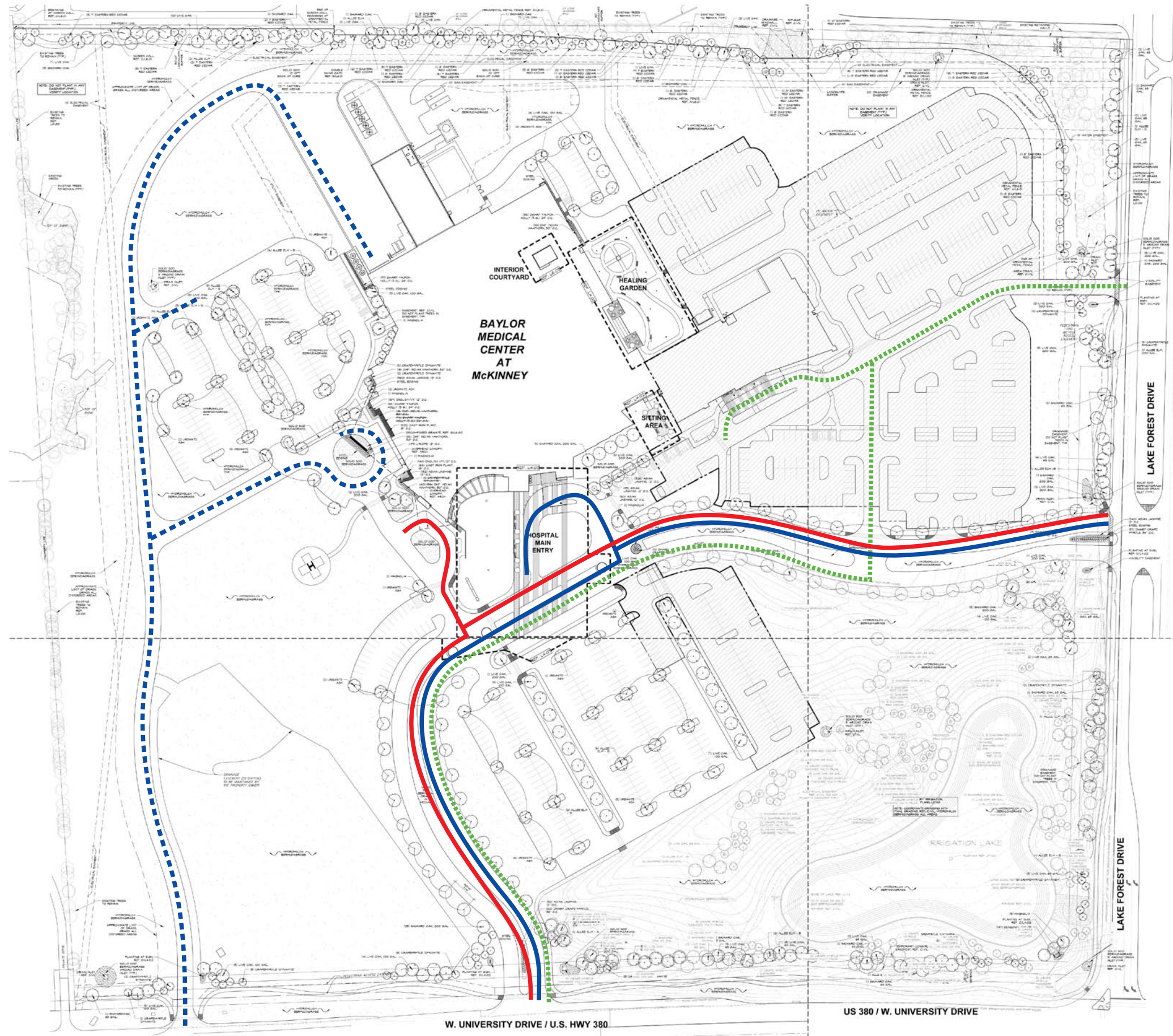
SCOPE OF WORK & SITE CIRCULATION



BABENDURE DESIGN GROUP
 8140 WALNUT HILL LANE # 103 DALLAS, TEXAS 75231
 T > 214 265.1960 F > 214 265.5552

PROJECT > BAYLOR MEDICAL CENTER AT MCKINNEY
NAME > SCOPE OF WORK
DATE > SEPTEMBER 27, 2011

©Babendure Design Group. All rights reserved.
 No part of this document may be reproduced or utilized in any form without prior written authorization from Babendure Design Group. This document serves as a device to communicate design intent only. Fabrication and installation of all products represented herein will be derived from the shop drawings produced by the project's contracted fabricator.



LEGEND

- Emergency
- Hospital
- Physician's Office Building
- Ambulance/Staff Service/Delivery



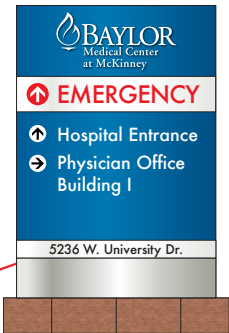
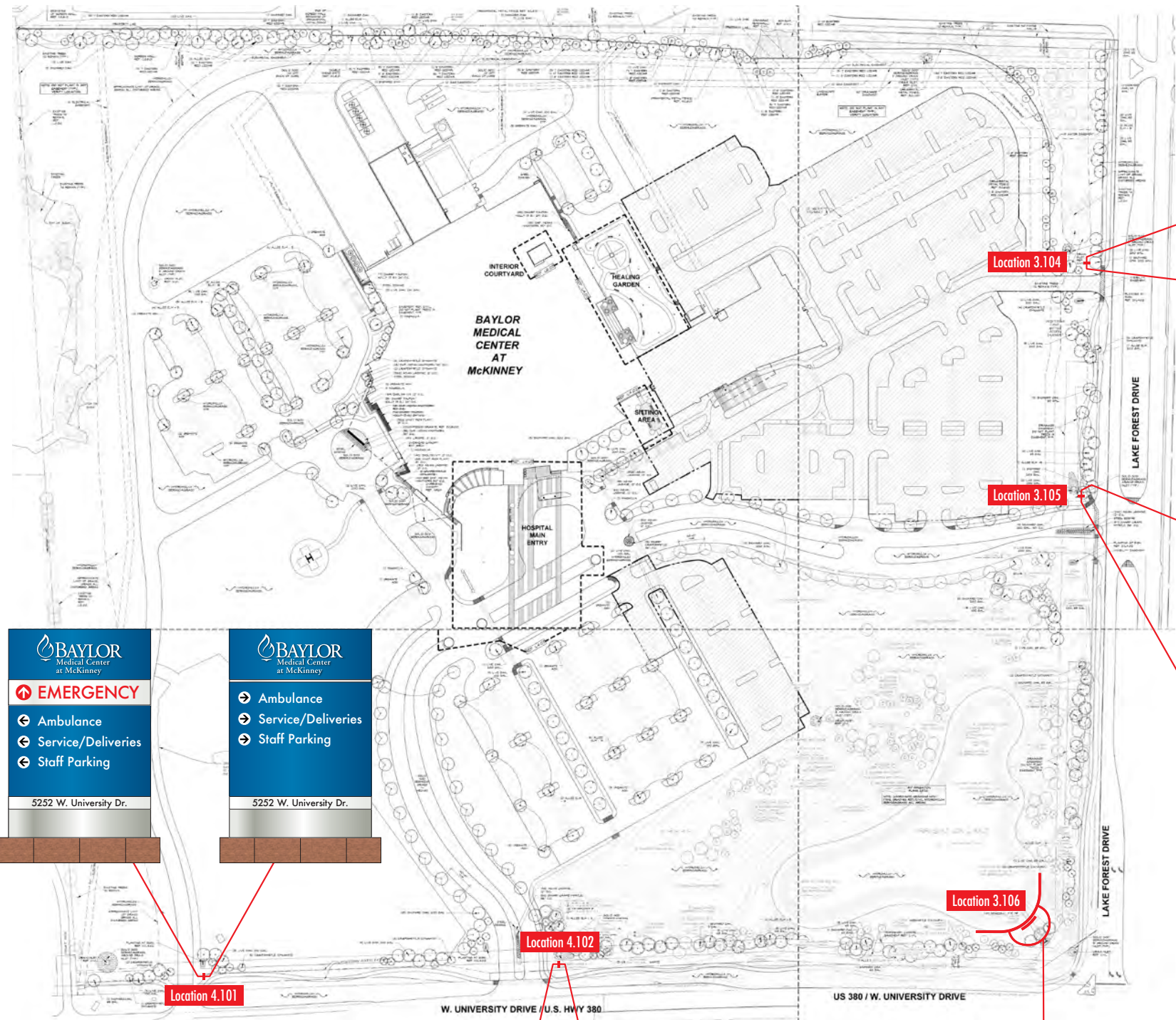
BABENDURE DESIGN GROUP
 8140 WALNUT HILL LANE # 103 DALLAS, TEXAS 75231
 T > 214.265.1960 F > 214.265.5552

PROJECT > BAYLOR MEDICAL CENTER AT MCKINNEY
NAME > CIRCULATION ANALYSIS
DATE > SEPTEMBER 27, 2011

©Babendure Design Group. All rights reserved.
 No part of this document may be reproduced or utilized in any form without prior written authorization from Babendure Design Group. This document serves as a device to communicate design intent only. Fabrication and installation of all products represented herein will be derived from the shop drawings produced by the project's contracted fabricator.


• • •
B D G

PERIMETER GROUND-MOUNTED SITE SIGNAGE






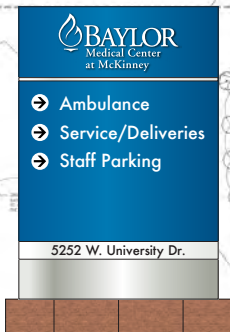

PRIMARY DIRECTIONALS
Locations 3.104, 3.105, 4.101, 4.102

Double-sided internally-illuminated aluminum sign on architectural masonry base to match building material



CORNER DEVELOPMENT IDENTITY
Location 3.106

Externally illuminated brand and background



PRIMARY DIRECTIONAL
 Double-sided internally-illuminated
 aluminum sign on architectural masonry
 base to match building material



1 | Location 4.101 (Double-Sided)
 Scale: 3/8"=1'-0"

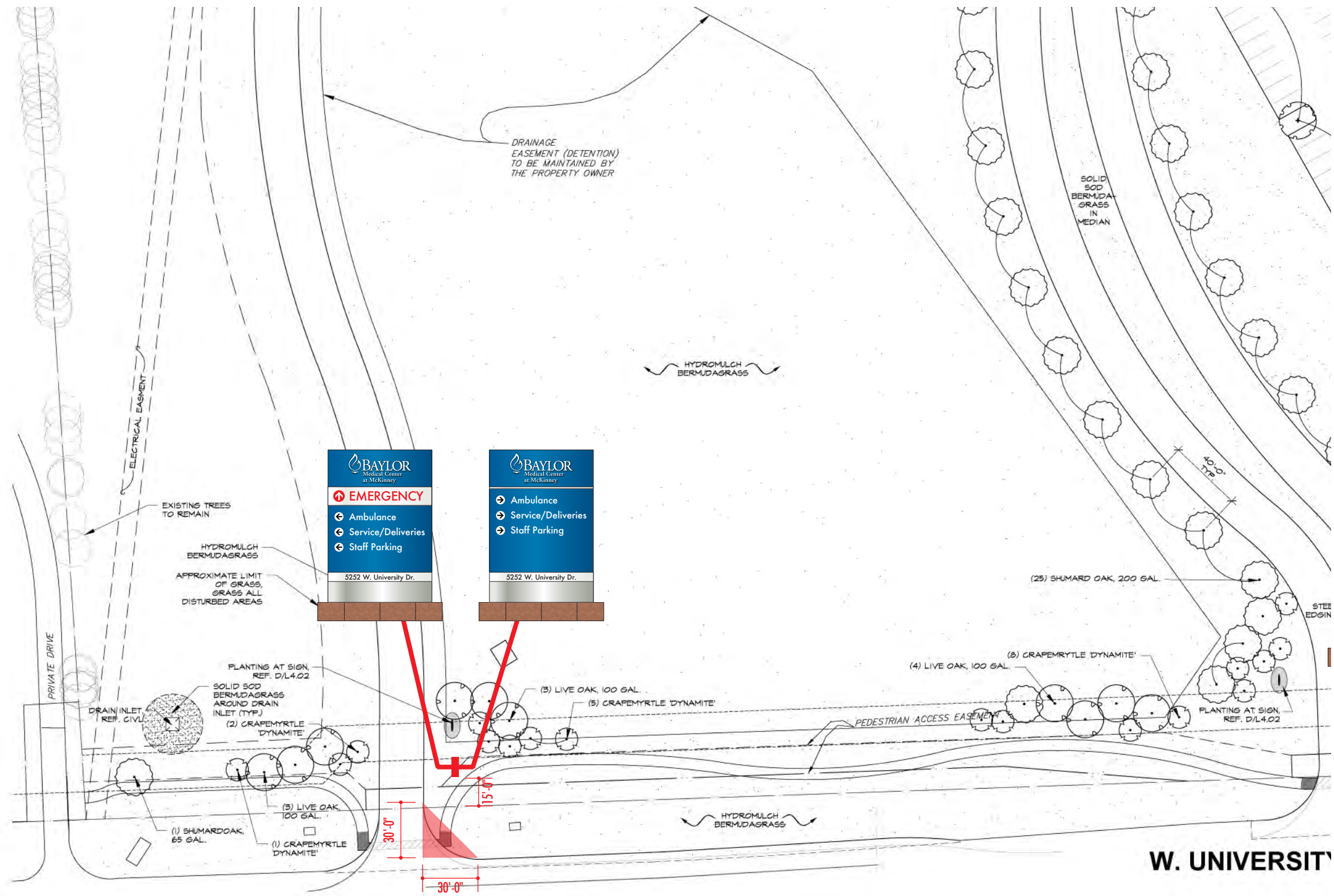
105 Square Feet



BABENDURE DESIGN GROUP
 8140 WALNUT HILL LANE # 103 DALLAS, TEXAS 75231
 T > 214 265.1960 F > 214 265.5552

PROJECT > BAYLOR MEDICAL CENTER AT MCKINNEY
 NAME > PRIMARY DIRECTIONAL - LOCATION 4.101
 DATE > SEPTEMBER 27, 2011

©Babendure Design Group. All rights reserved.
 No part of this document may be reproduced or utilized in
 any form without prior written authorization from Babendure
 Design Group. This document serves as a device to commu-
 nicate design intent only. Fabrication and installation of all
 products represented herein will be derived from the shop
 drawings produced by the project's contracted fabricator.



PRIMARY DIRECTIONAL
 Double-sided internally-illuminated
 aluminum sign on architectural masonry
 base to match building material



1 | Location 4.102 (Double-Sided)
 Scale: 3/8"=1'-0"

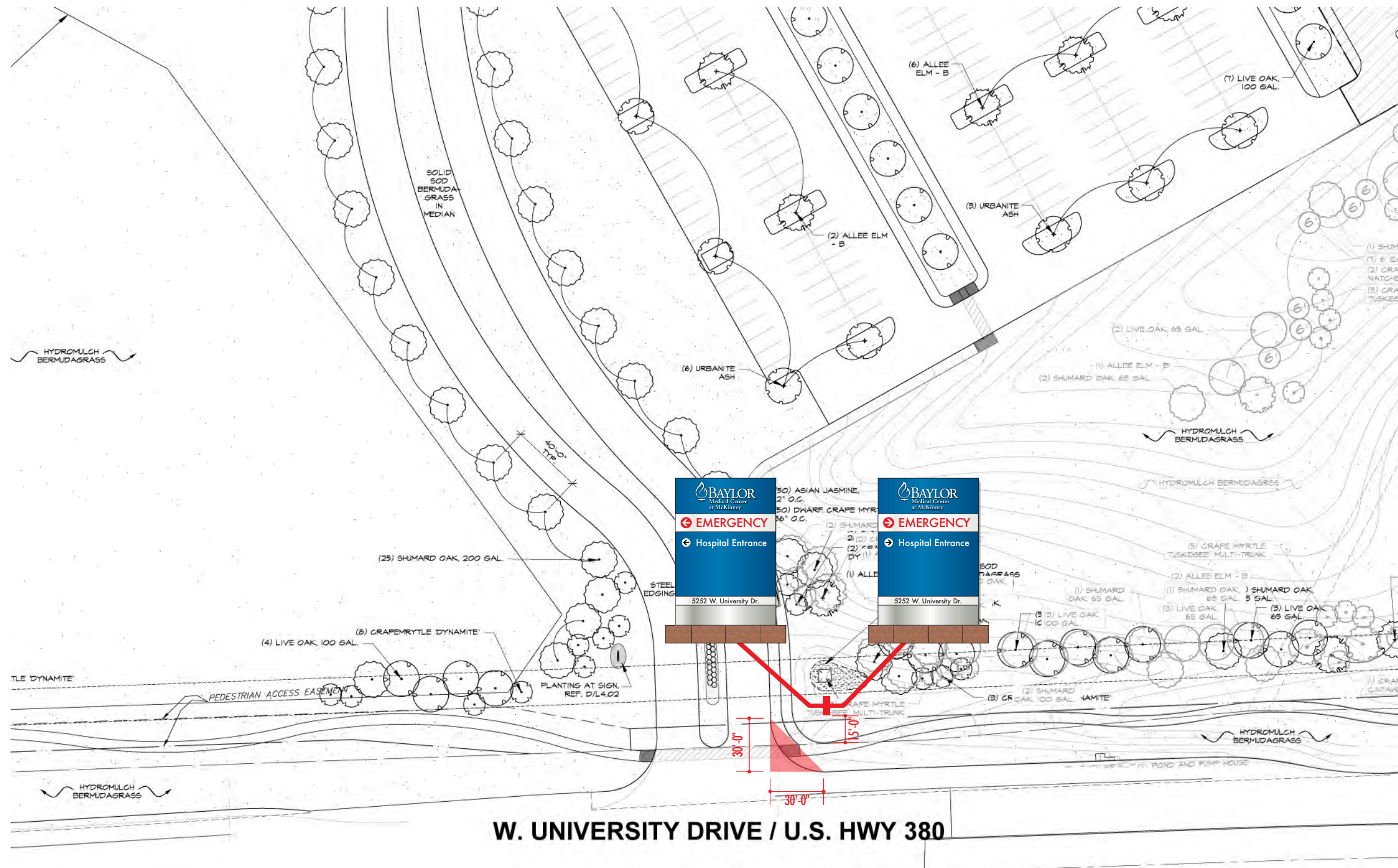
105 Square Feet



BABENDURE DESIGN GROUP
 8140 WALNUT HILL LANE # 103 DALLAS, TEXAS 75231
 T > 214 265.1960 F > 214 265.5552

PROJECT > BAYLOR MEDICAL CENTER AT MCKINNEY
 NAME > PRIMARY DIRECTIONAL - LOCATION 4.102
 DATE > SEPTEMBER 27, 2011

©Babendure Design Group. All rights reserved.
 No part of this document may be reproduced or utilized in
 any form without prior written authorization from Babendure
 Design Group. This document serves as a device to commu-
 nicate design intent only. Fabrication and installation of all
 products represented herein will be derived from the shop
 drawings produced by the project's contracted fabricator.



PRIMARY DIRECTIONAL
 Double-sided internally-illuminated
 aluminum sign on architectural masonry
 base to match building material



1 | Location 3.105 (Double-Sided)
 Scale: 3/8"=1'-0"

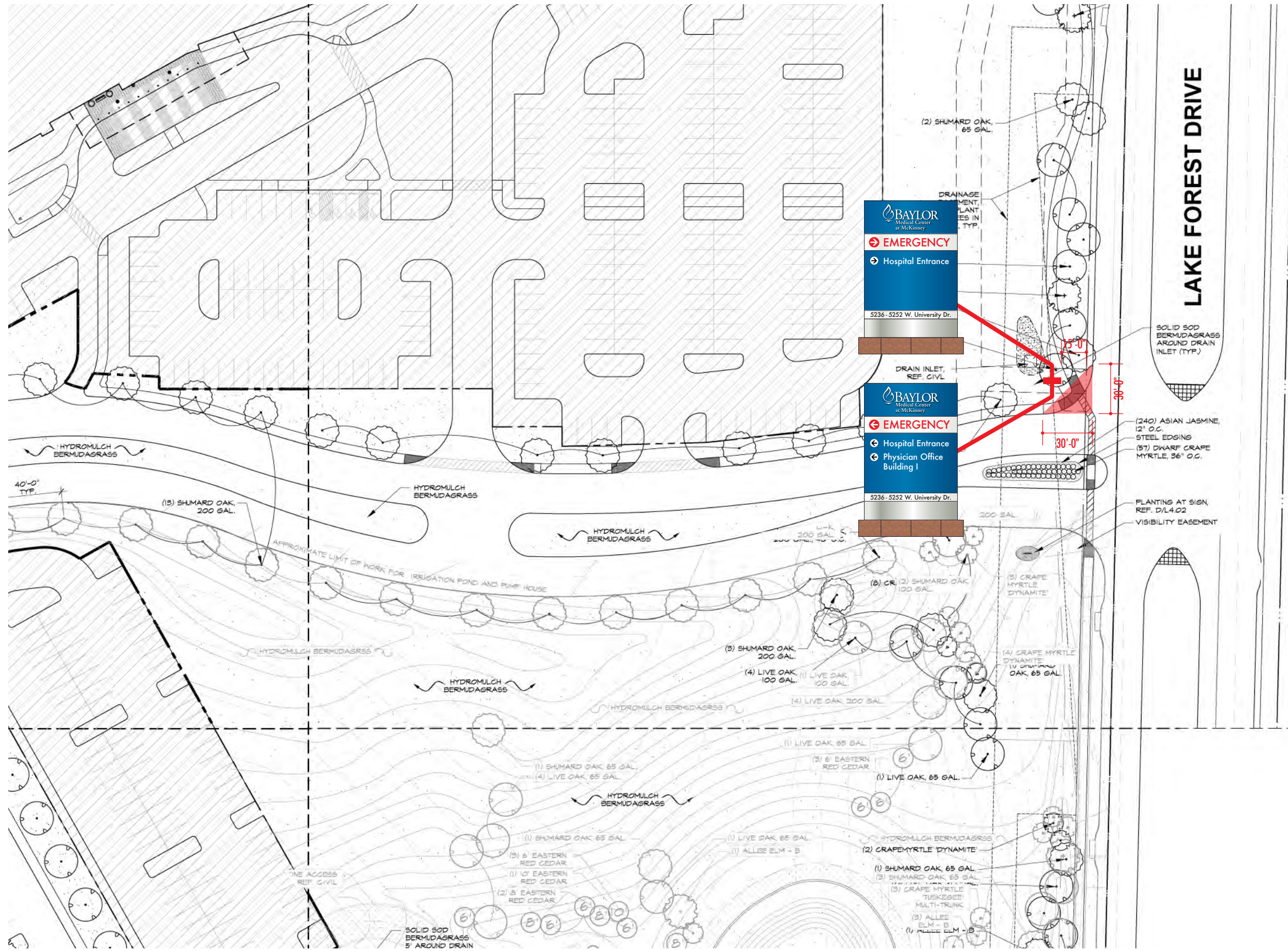
105 Square Feet



BABENDURE DESIGN GROUP
 8140 WALNUT HILL LANE # 103 DALLAS, TEXAS 75231
 T > 214 265.1960 F > 214 265.5552

PROJECT > BAYLOR MEDICAL CENTER AT MCKINNEY
 NAME > PRIMARY DIRECTIONAL - LOCATION 3.105
 DATE > SEPTEMBER 27, 2011

©Babendure Design Group. All rights reserved.
 No part of this document may be reproduced or utilized in
 any form without prior written authorization from Babendure
 Design Group. This document serves as a device to commu-
 nicate design intent only. Fabrication and installation of all
 products represented herein will be derived from the shop
 drawings produced by the project's contracted fabricator.



PRIMARY DIRECTIONAL
 Double-sided internally-illuminated
 aluminum sign on architectural masonry
 base to match building material



1 | Location 3.104 (Double-Sided)
 Scale: 3/8"=1'-0"

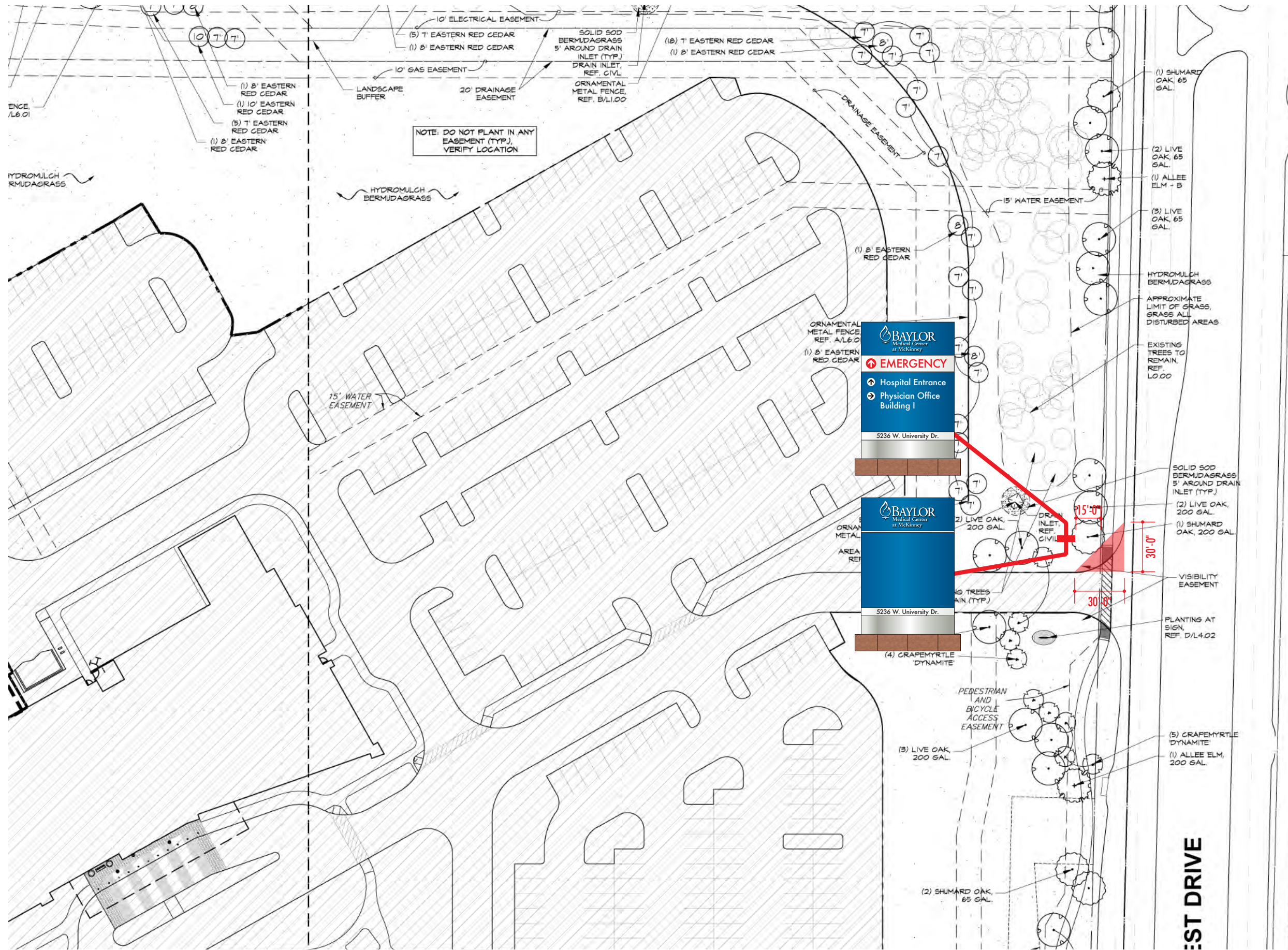
105 Square Feet



BABENDURE DESIGN GROUP
 8140 WALNUT HILL LANE # 103 DALLAS, TEXAS 75231
 T > 214 265.1960 F > 214 265.5552

PROJECT > BAYLOR MEDICAL CENTER AT MCKINNEY
 NAME > PRIMARY DIRECTIONAL - LOCATION 3.104
 DATE > SEPTEMBER 27, 2011

©Babendure Design Group. All rights reserved.
 No part of this document may be reproduced or utilized in
 any form without prior written authorization from Babendure
 Design Group. This document serves as a device to commu-
 nicate design intent only. Fabrication and installation of all
 products represented herein will be derived from the shop
 drawings produced by the project's contracted fabricator.



CORNER DEVELOPMENT
Externally illuminated brand and
background

City allows 64 square feet



1 | Location 3.106
Scale: Not To Scale

Approx. 260 Square Feet



BABENDURE DESIGN GROUP
8140 WALNUT HILL LANE # 103 DALLAS, TEXAS 75231
T > 214 265.1960 F > 214 265.5552

PROJECT > BAYLOR MEDICAL CENTER AT MCKINNEY
NAME > PROPOSED CORNER DEVELOPMENT IDENTITY - LOCATION 3.106
DATE > SEPTEMBER 27, 2011

©Babendure Design Group. All rights reserved.
No part of this document may be reproduced or utilized in
any form without prior written authorization from Babendure
Design Group. This document serves as a device to commu-
nicate design intent only. Fabrication and installation of all
products represented herein will be derived from the shop
drawings produced by the project's contracted fabricator.

CORNER DEVELOPMENT
Externally illuminated brand and
background

City allows 64 square feet



BABENDURE DESIGN GROUP
8140 WALNUT HILL LANE # 103 DALLAS, TEXAS 75231
T > 214 265.1960 F > 214 265.5552

PROJECT > BAYLOR MEDICAL CENTER AT MCKINNEY
NAME > PROPOSED CORNER DEVELOPMENT IDENTITY - LOCATION 3.106
DATE > SEPTEMBER 27, 2011


©Babendure Design Group. All rights reserved.
No part of this document may be reproduced or utilized in
any form without prior written authorization from Babendure
Design Group. This document serves as a device to commu-
nicate design intent only. Fabrication and installation of all
products represented herein will be derived from the shop
drawings produced by the project's contracted fabricator.



BABENDURE DESIGN GROUP
8140 WALNUT HILL LANE # 103 DALLAS, TEXAS 75231
T > 214 265.1960 F > 214 265.5552

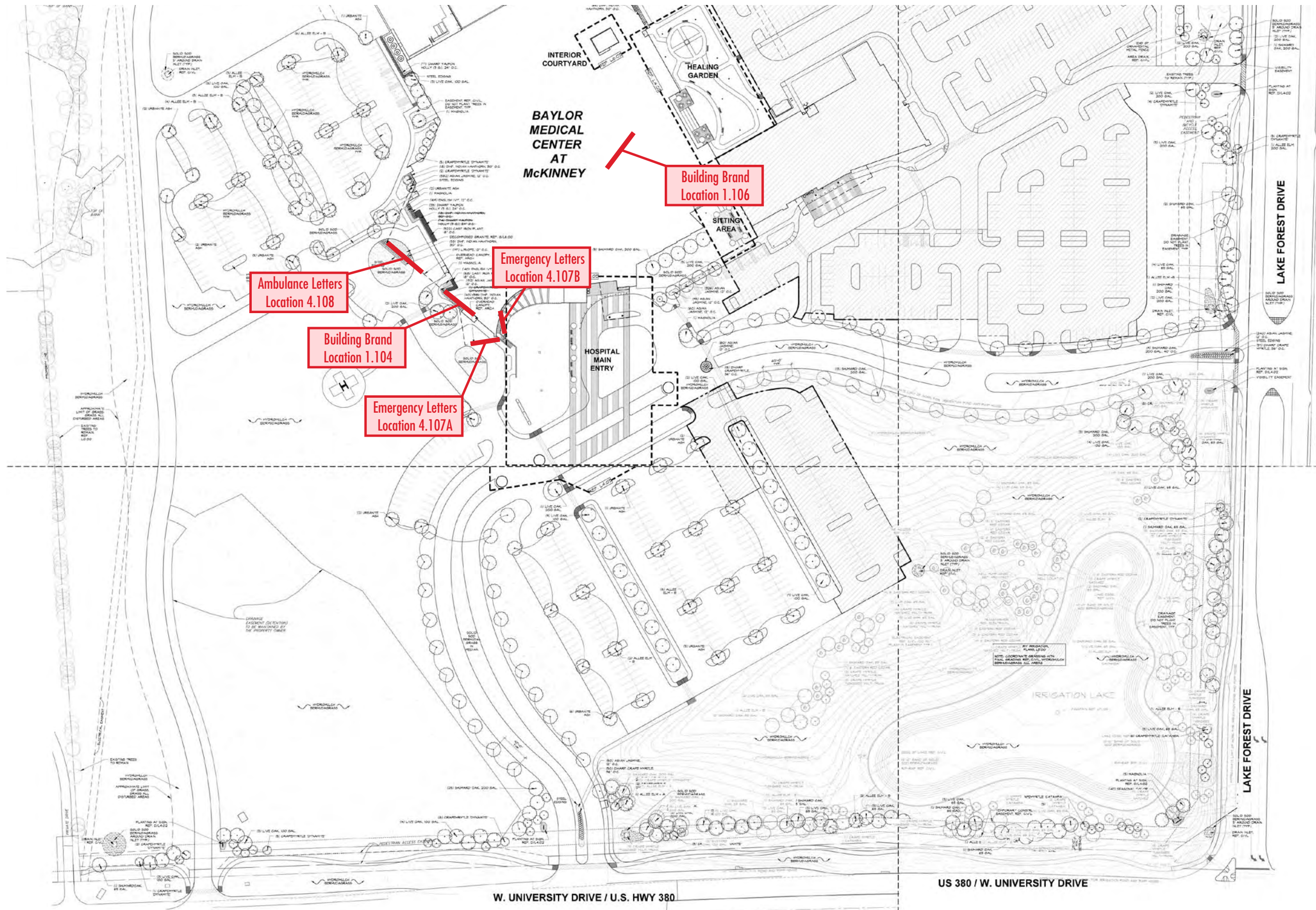
PROJECT > BAYLOR MEDICAL CENTER AT MCKINNEY
NAME > INSPIRATION - BAYLOR ALL SAINTS MEDICAL CENTER
DATE > SEPTEMBER 27, 2011

©Babendure Design Group. All rights reserved.
No part of this document may be reproduced or utilized in
any form without prior written authorization from Babendure
Design Group. This document serves as a device to commu-
nicate design intent only. Fabrication and installation of all
products represented herein will be derived from the shop
drawings produced by the project's contracted fabricator.



• • •
B D G

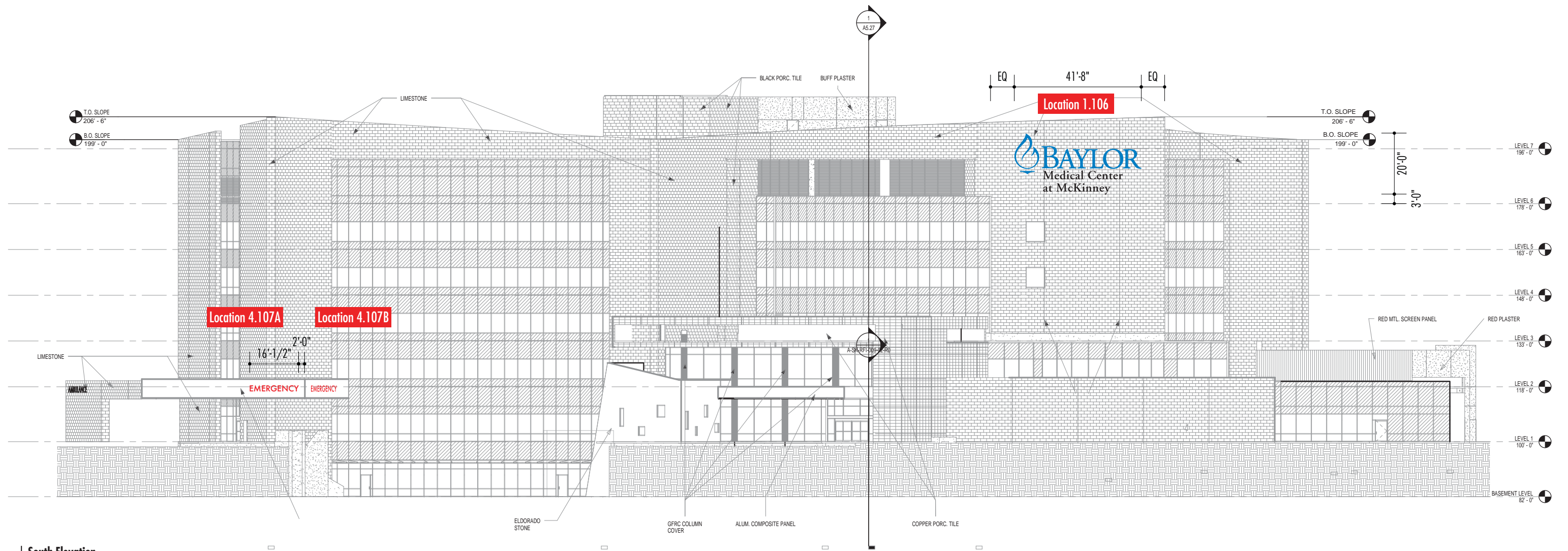
BUILDING-MOUNTED SIGNAGE



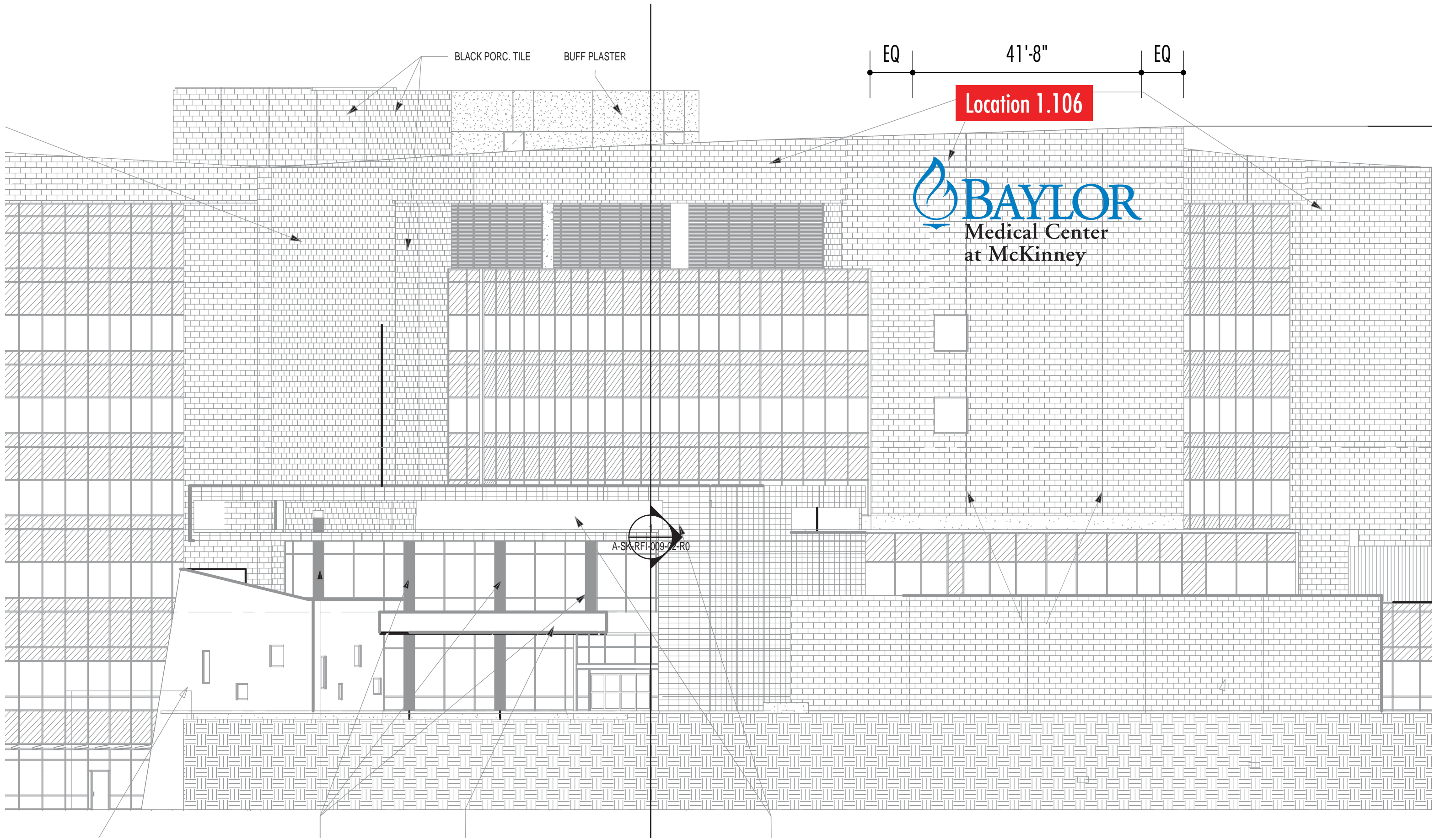
BABENDURE DESIGN GROUP
 8140 WALNUT HILL LANE # 103 DALLAS, TEXAS 75231
 T > 214 265.1960 F > 214 265.5552


PROJECT > BAYLOR MEDICAL CENTER AT MCKINNEY
NAME > BUILDING-MOUNTED SIGNAGE LOCATION PLAN
DATE > SEPTEMBER 27, 2011

©Babendure Design Group. All rights reserved.
 No part of this document may be reproduced or utilized in any form without prior written authorization from Babendure Design Group. This document serves as a device to communicate design intent only. Fabrication and installation of all products represented herein will be derived from the shop drawings produced by the project's contracted fabricator.




1 South Elevation
Scale: 1/32"=1'-0"





1 South Elevation
Scale: 3/16"=1'-0"

514 Square Feet

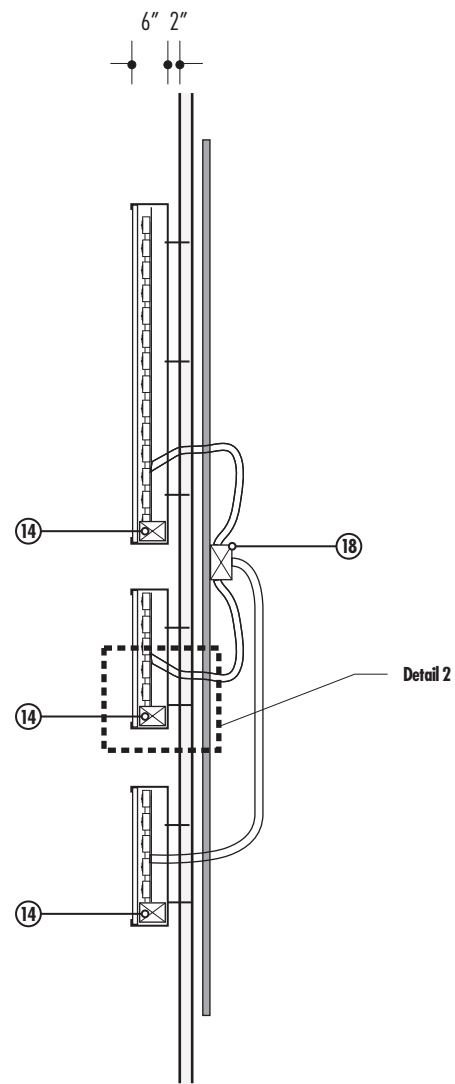


2 Detail
Scale: 1/8"=1'-0"

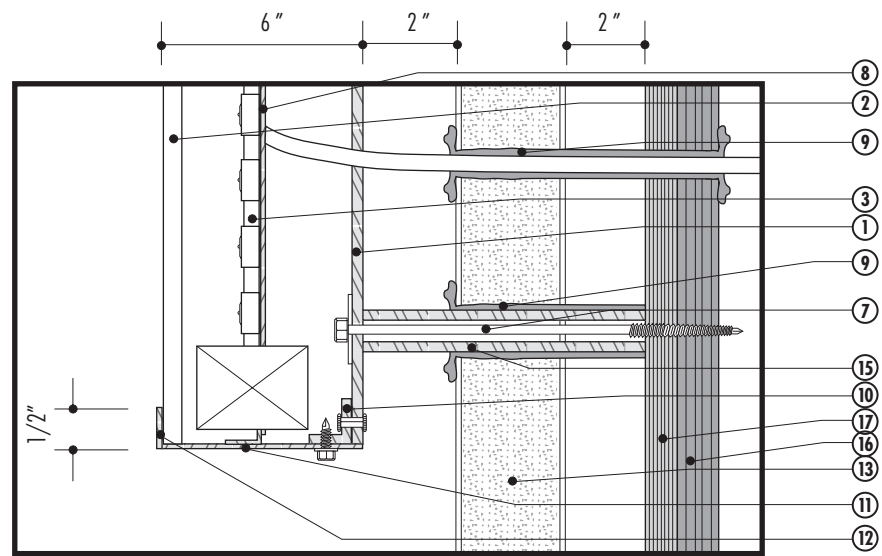
SOUTH BUILDING BRAND
Face-illuminated branding elements with Day/Night face material.

During the day the branding elements appear blue and black in accordance with branding standards.

During the night branding elements appear white.



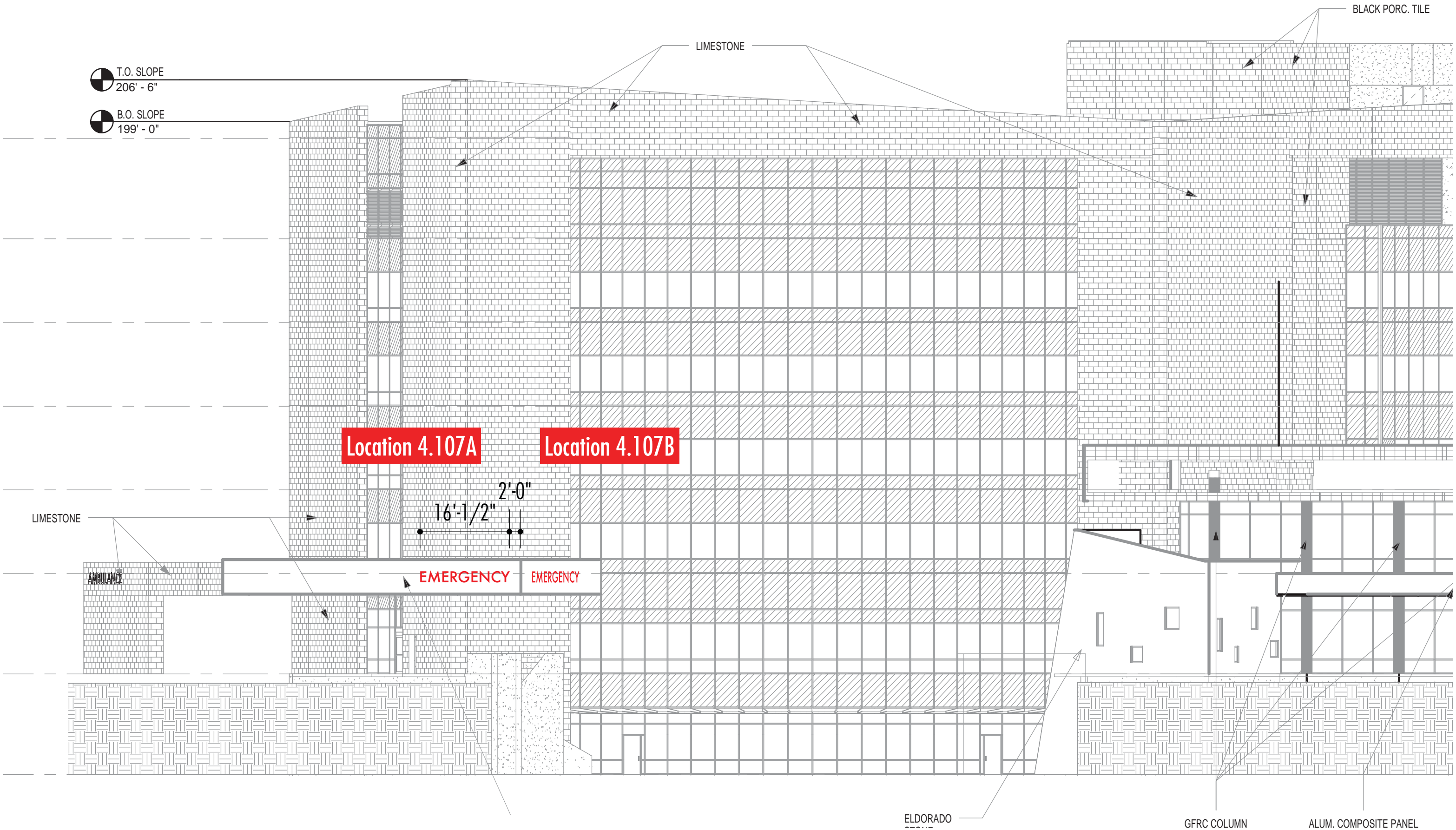
A Side Section
Scale: Not To Scale



3 Detail
Scale: Not To Scale


1. 5" deep fabricated channel letters with .050" returns and .063" back with returns painted silver.
2. Face to be 3/16" #7328 acrylic. For flame icon and "Baylor" letterforms, faces is covered with perforated vinyl duotone film painted to match Baylor Blue (PMS 285.) Remaining letterforms with day/night perforated vinyl to match Black Dual Color Film. Faces to be secured to channel letters with 090 aluminum retainer clips.
3. Illumination to be by high output bright white LED light system.
4. Wall is 3" stone with 2" airspace.
5. Circuits and power supply to be (2) 20amp 120v circuits.
6. 1/8" Alum. letter back
7. 1/4 x 20 x 5" Stainless Lag bolt
8. Alum. lamp support plate
9. RTV Silicone Sealant, GE brand, to completely fill and seal all penetrations/holes
10. Alum. mounting clip
11. .090 Alum. letter return
12. .090 Alum. retainer strip
13. Limestone block wall
14. Transformer within each letterform
15. 3/16" x 3/8" x 4" Alum. tube compression sleeve
16. 5/8" Exterior grade c/C Treated Plywood blocking
17. 3/4" Exterior grade c/C Treated Plywood template with electrical pull sleeves installed by Sign Contractor. Provide 3/4" sleeve in the event that the primary power will require the power to be pulled out to the individual letters.
18. Pullwire and wire to J-box provided by others.

Quantity: 1



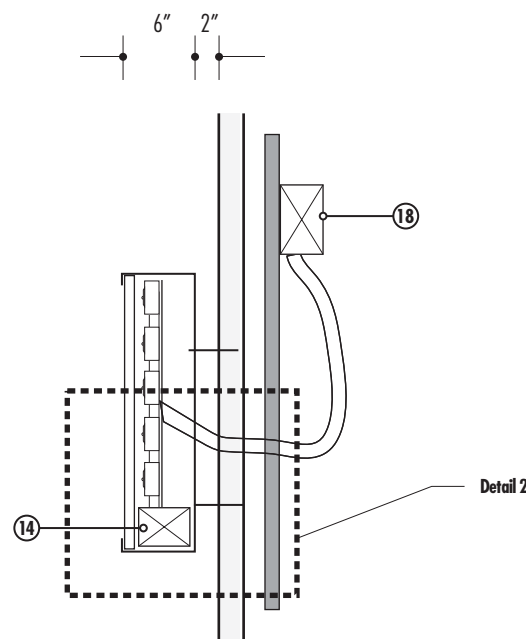
EMERGENCY LETTERS

Face illuminated channel letterforms,
LED-illuminated red

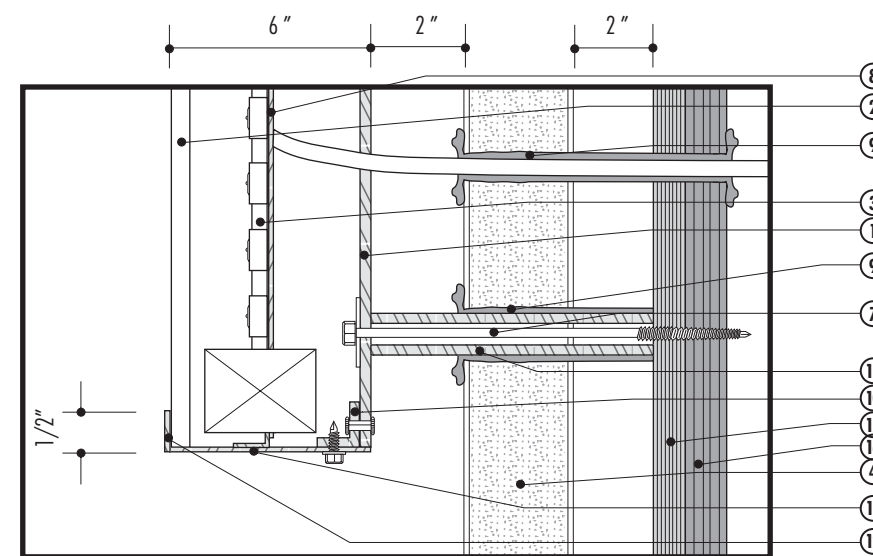


1 Front Elevation
Scale: 3/8"=1'-0"

32 Square Feet



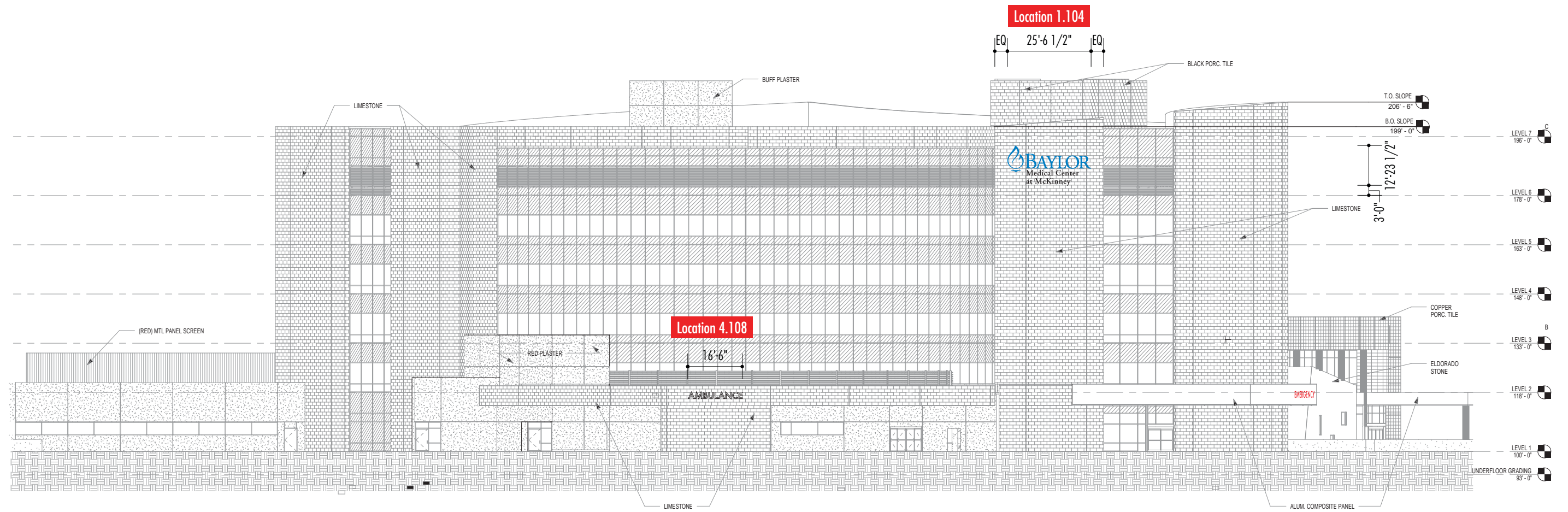
A Side Section
Scale: Not To Scale



2 Detail
Scale: Not To Scale

1. 5" deep fabricated channel letters with .050" returns and .063" back with returns painted silver.
2. Face to be 3/16" translucent red acrylic. Faces to be secured to channel letters with 090 aluminum retainer clips.
3. Illumination to be by high output bright red LED light system.
4. Existing interlocking aluminum fascia structure.
5. Circuits and power supply to be (2) 20amp 120v circuits.
6. 1/8" Alum. letter back
7. 1/4 x 20 x 5" Stainless Lag bolt
8. Alum. lamp support plate
9. RTV Silicone Sealant, GE brand, to completely fill and seal all penetrations/holes
10. Alum. mounting clip
11. .090 Alum. letter return
12. .090 Alum. retainer strip
13. (not used)
14. Transformer within each letterform
15. 3/16" x 3/8" x 4" Alum. tube compression sleeve
16. 5/8" Exterior grade c/C Treated Plywood blocking
17. 3/4" Exterior grade c/C Treated Plywood template with electrical pull sleeves installed by Sign Contractor. Provide 3/4" sleeve in the event that the primary power will require the power to be pulled out to the individual letters.
18. Pullwire and wire to J-box provided by others.

Quantity: 2



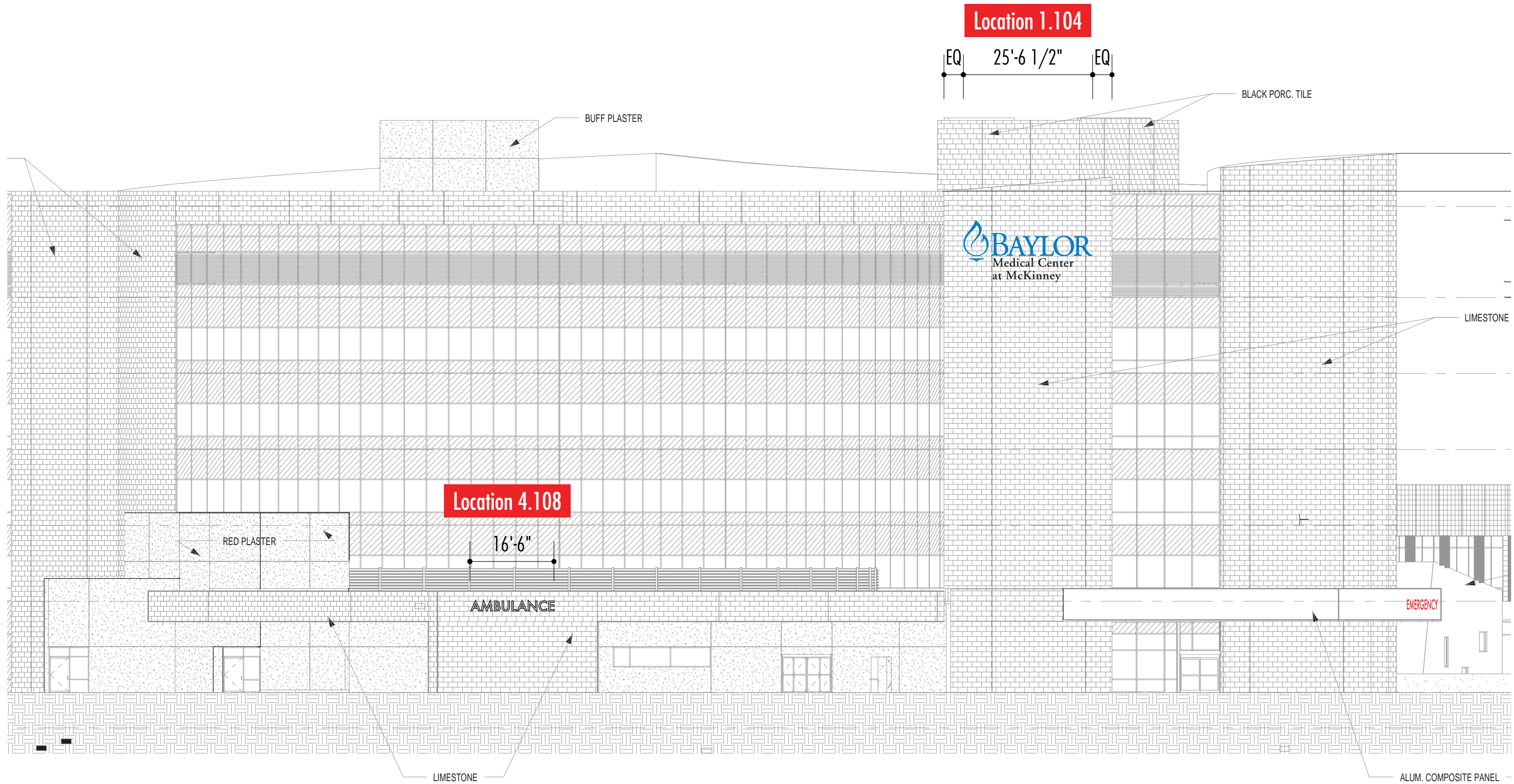
1 West Elevation
Scale: 1/32"=1'-0"

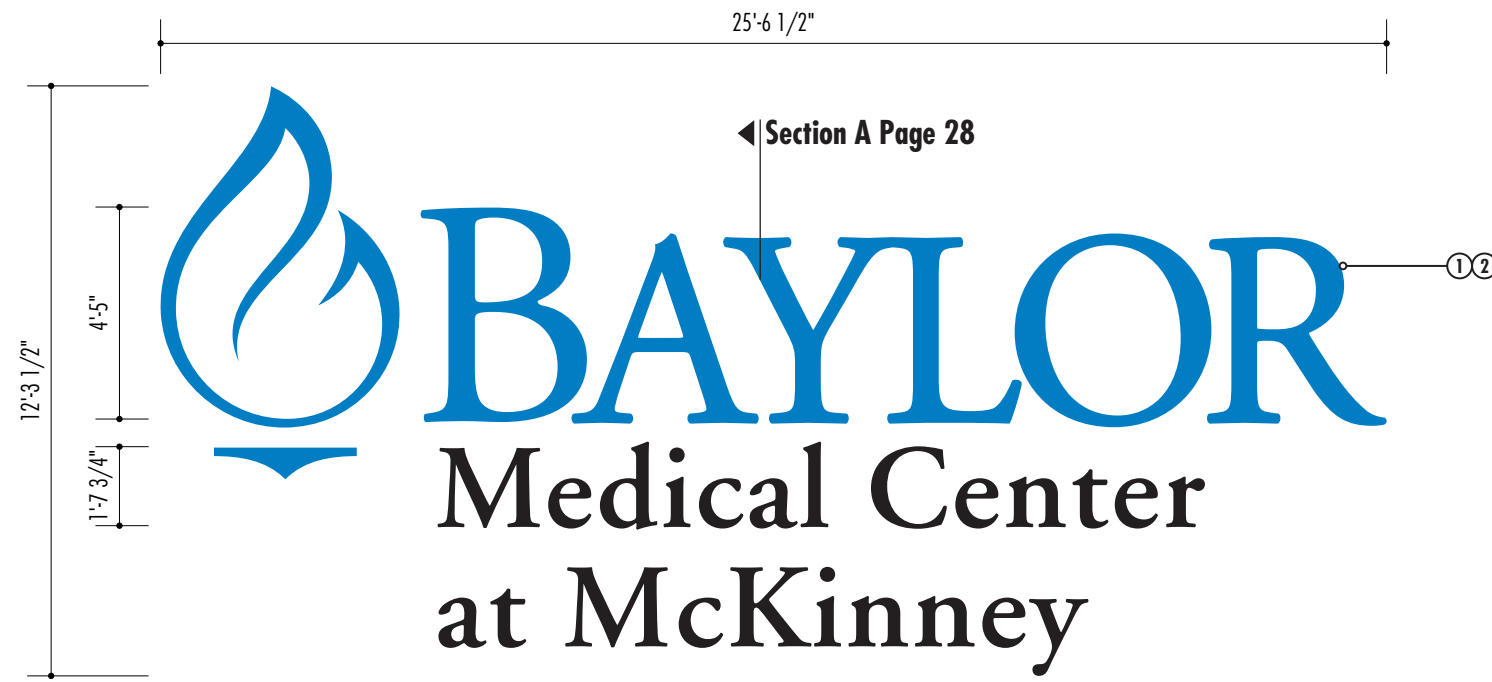


BABENDURE DESIGN GROUP
8140 WALNUT HILL LANE # 103 DALLAS, TEXAS 75231
T > 214 265.1960 F > 214 265.5552

PROJECT > BAYLOR MEDICAL CENTER AT MCKINNEY
NAME > WEST ELEVATION
DATE > SEPTEMBER 27, 2011

©Babendure Design Group. All rights reserved.
No part of this document may be reproduced or utilized in any form without prior written authorization from Babendure Design Group. This document serves as a device to communicate design intent only. Fabrication and installation of all products represented herein will be derived from the shop drawings produced by the project's contracted fabricator.





1 South Elevation
Scale: 1/4"=1'-0"

194 Square Feet

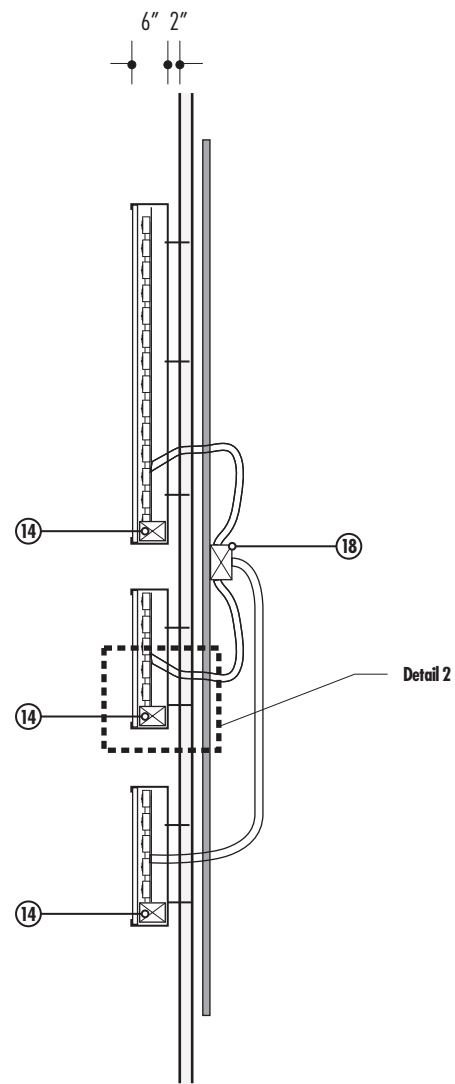


2 Detail
Scale: 3/16"=1'-0"

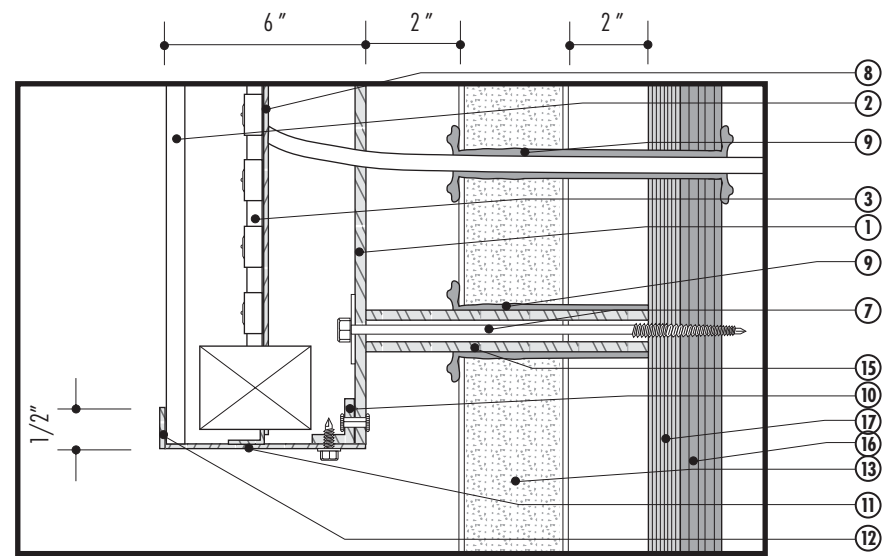
WEST BUILDING BRAND
Face-illuminated branding elements with Day/Night face material.

During the day the branding elements appear blue and black in accordance with branding standards.

During the night branding elements appear white.



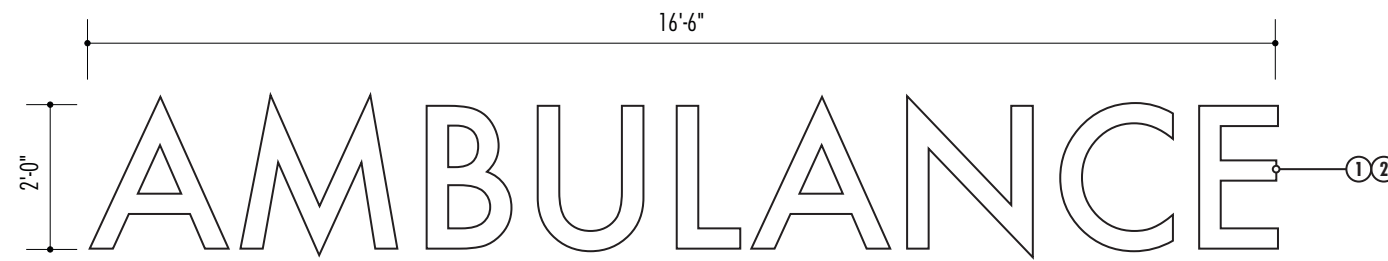
A Side Section
Scale: Not To Scale



3 Detail
Scale: Not To Scale

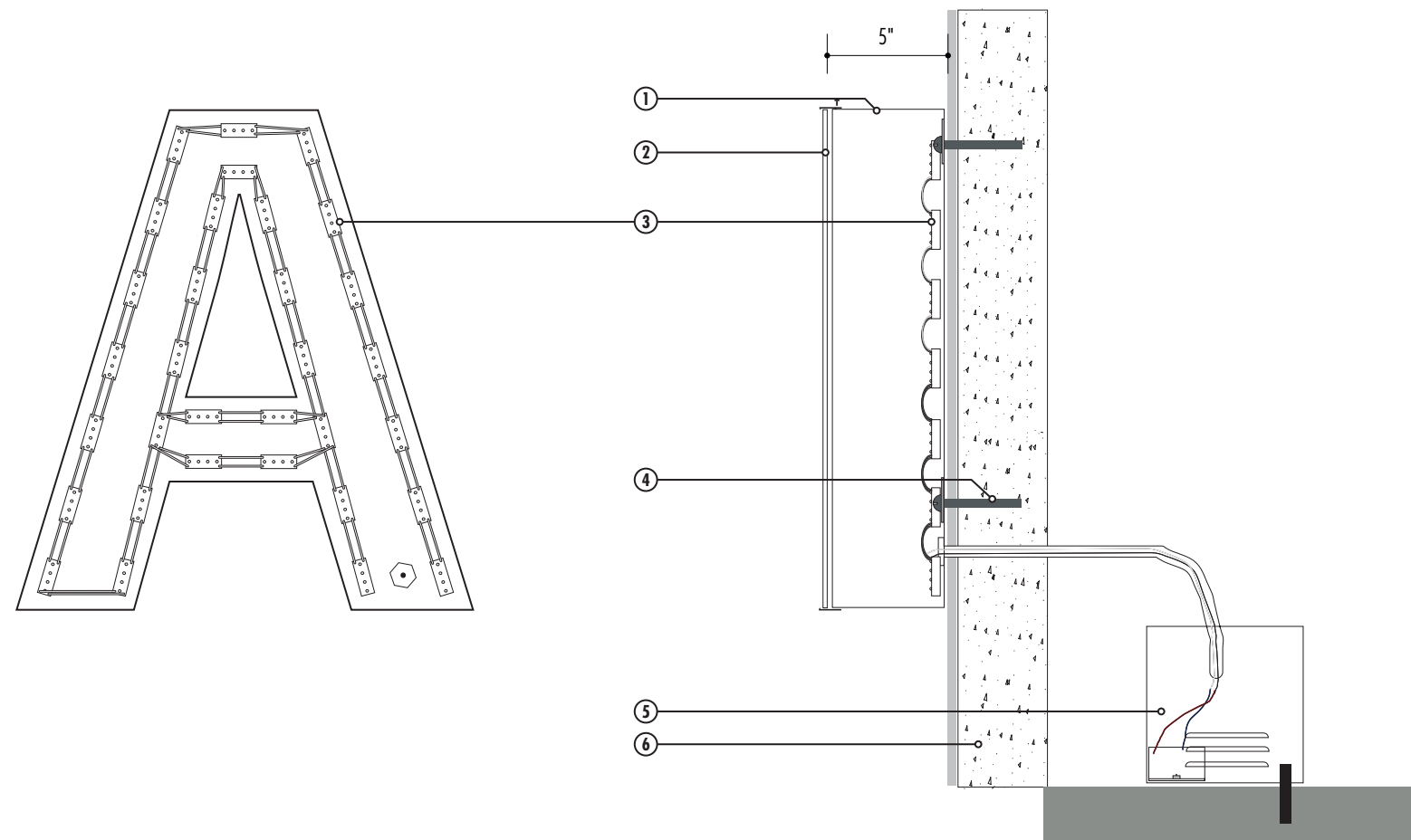
1. 5" deep fabricated channel letters with .050" returns and .063" back with returns painted silver.
2. Face to be 3/16" #7328 acrylic. For flame icon and "Baylor" letterforms, faces is covered with perforated vinyl duotone film painted to match Baylor Blue (PMS 285.) Remaining letterforms with day/night perforated vinyl to match Black Dual Color Film. Faces to be secured to channel letters with 090 aluminum retainer clips.
3. Illumination to be by high output bright white LED light system.
4. Wall is 3" stone with 2" airspace.
5. Circuits and power supply to be (2) 20amp 120v circuits.
6. 1/8" Alum. letter back
7. 1/4 x 20 x 5" Stainless Lag bolt
8. Alum. lamp support plate
9. RTV Silicone Sealant, GE brand, to completely fill and seal all penetrations/holes
10. Alum. mounting clip
11. .090 Alum. letter return
12. .090 Alum. retainer strip
13. Limestone block wall
14. Transformer within each letterform
15. 3/16" x 3/8" x 4" Alum. tube compression sleeve
16. 5/8" Exterior grade c/C Treated Plywood blocking
17. 3/4" Exterior grade c/C Treated Plywood template with electrical pull sleeves installed by Sign Contractor. Provide 3/4" sleeve in the event that the primary power will require the power to be pulled out to the individual letters.
18. Pullwire and wire to J-box provided by others.

Quantity: 1



1 Front Elevation
Scale: 3/8"=1'-0"

33 Square Feet



2 Letter Detail - without Face
Scale: Not To Scale

3 Section Detail
Scale: Not To Scale

AMBULANCE LETTERS

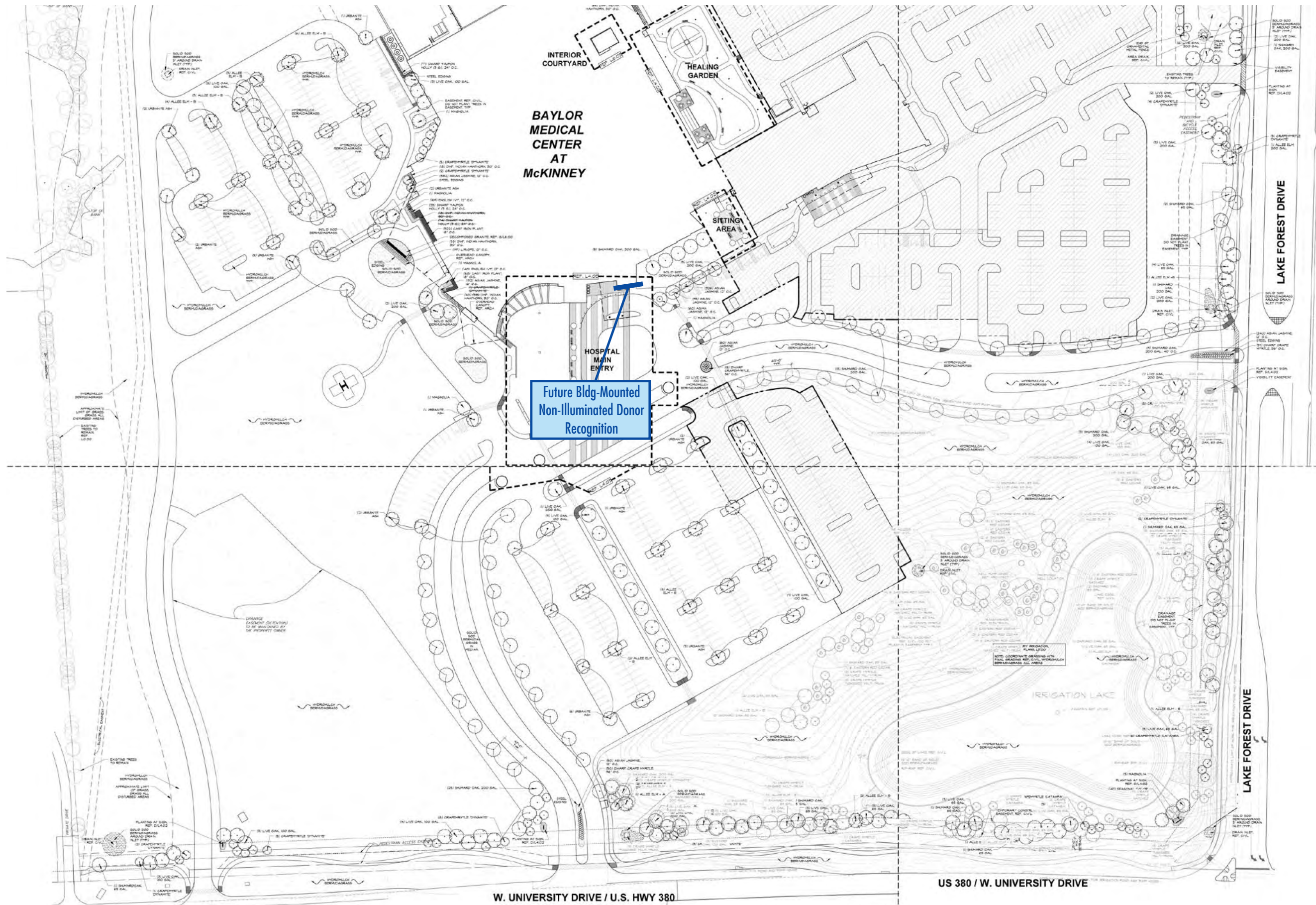
Face illuminated channel letterforms,
LED-illuminated white

1. 5" deep fabricated channel letters with .050" returns and .063" back with returns painted silver.
2. Face to be 3/16" #7328 white acrylic. Faces to be secured to channel letters with 090 aluminum retainer clips.
3. Illumination to be by high output bright white LED light system.
4. Limestone block wall
5. Circuits and power supply to be (2) 20amp 120v circuits.
6. 1/8" Alum. letter back
7. 1/4 x 20 x 5" Stainless Lag bolt
8. Alum. lamp support plate
9. RTV Silicone Sealant, GE brand, to completely fill and seal all penetrations/holes
10. Alum. mounting clip
11. .090 Alum. letter return
12. .090 Alum. retainer strip
13. (not used)
14. Transformer within each letterform
15. 3/16" x 3/8" x 4" Alum. tube compression sleeve
16. 5/8" Exterior grade c/C Treated Plywood blocking
17. 3/4" Exterior grade c/C Treated Plywood template with electrical pull sleeves installed by Sign Contractor. Provide 3/4" sleeve in the event that the primary power will require the power to be pulled out to the individual letters.
18. Pullwire and wire to J-box provided by others.

Quantity: 1

• • •
B D G

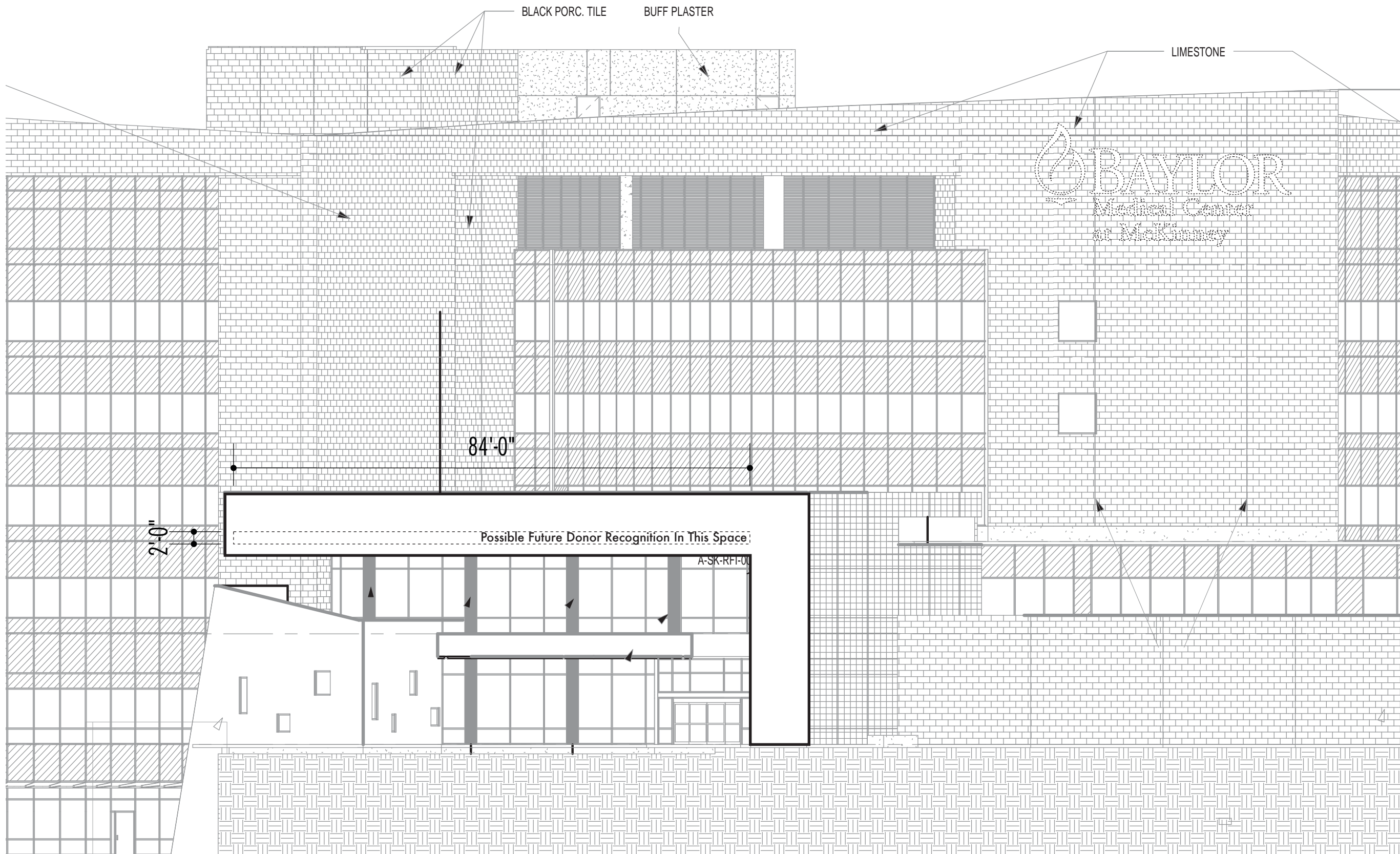
BUILDING-MOUNTED DONOR RECOGNITION



BABENDURE DESIGN GROUP
 8140 WALNUT HILL LANE NO 103 DALLAS, TEXAS 75231
 T > 214 265.1960 F > 214 265.5552

PROJECT > BAYLOR MEDICAL CENTER AT MCKINNEY
NAME > FUTURE DONOR RECOGNITION LOCATION PLAN
DATE > SEPTEMBER 27, 2011

©Babendure Design Group. All rights reserved.
 No part of this document may be reproduced or utilized in any form without prior written authorization from Babendure Design Group. This document serves as a device to communicate design intent only. Fabrication and installation of all products represented herein will be derived from the shop drawings produced by the project's contracted fabricator.



1 Future Donor Recognition
Scale: 1/32"=1'-0"

168 Square Feet



BABENDURE DESIGN GROUP
8140 WALNUT HILL LANE # 103 DALLAS, TEXAS 75231
T > 214 265.1960 F > 214 265.5552

PROJECT > BAYLOR MEDICAL CENTER AT MCKINNEY
NAME > FUTURE DONOR RECOGNITION
DATE > SEPTEMBER 27, 2011

©Babendure Design Group. All rights reserved.
No part of this document may be reproduced or utilized in any form without prior written authorization from Babendure Design Group. This document serves as a device to communicate design intent only. Fabrication and installation of all products represented herein will be derived from the shop drawings produced by the project's contracted fabricator.



BABENDURE DESIGN GROUP
8140 WALNUT HILL LANE N^o 103 DALLAS, TEXAS 75231
T > 214 265.1960 F > 214 265.5552

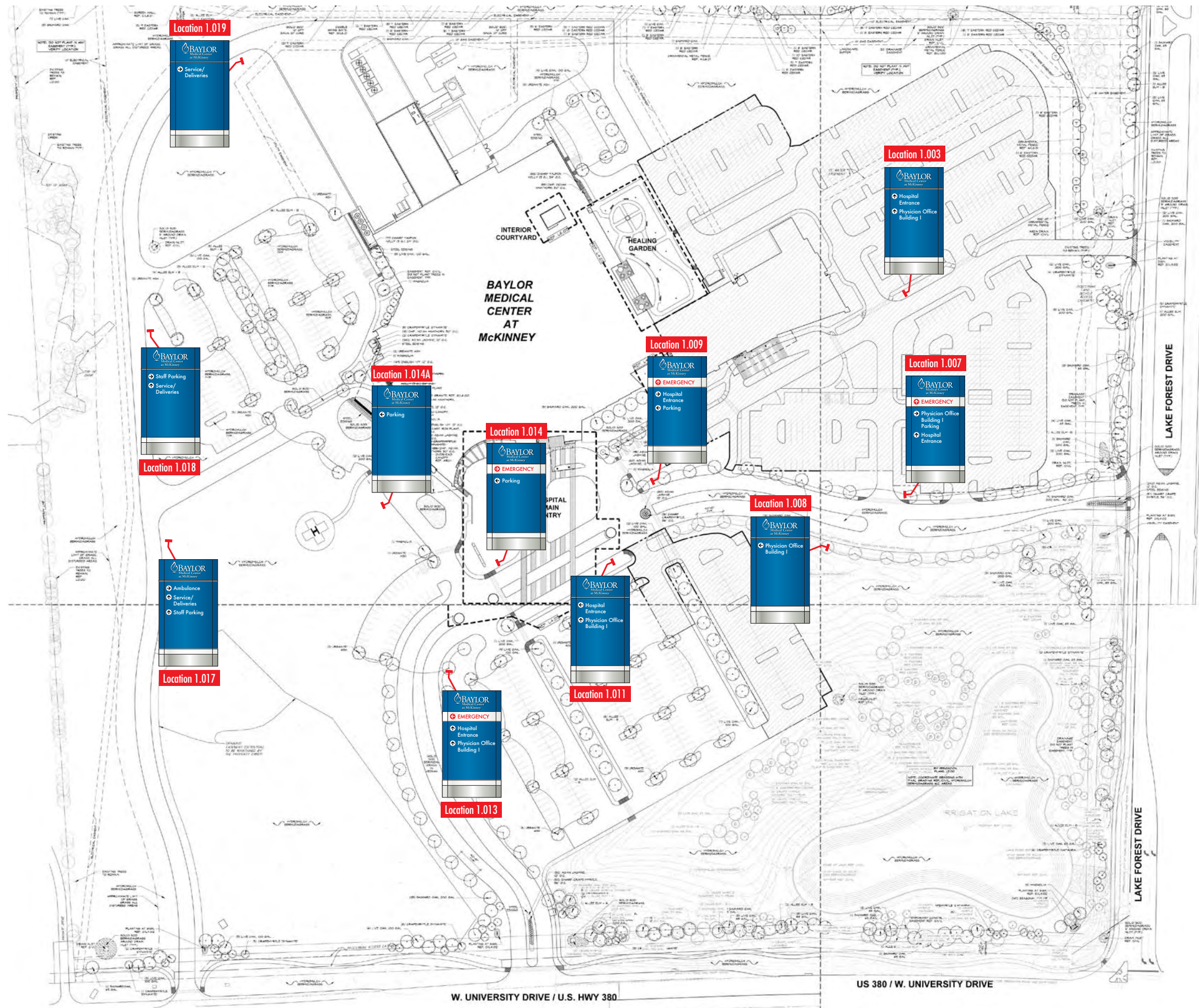
PROJECT > BAYLOR MEDICAL CENTER AT MCKINNEY
NAME > FUTURE DONOR RECOGNITION
DATE > SEPTEMBER 27, 2011

©Babendure Design Group. All rights reserved.
No part of this document may be reproduced or utilized in any form without prior written authorization from Babendure Design Group. This document serves as a device to communicate design intent only. Fabrication and installation of all products represented herein will be derived from the shop drawings produced by the project's contracted fabricator.

• • •
B D G

GROUND-MOUNTED WAYFINDING

SITE DIRECTIONAL
 Non-illuminated aluminum sign with
 reflective vinyl messages
 City allows 4 square feet

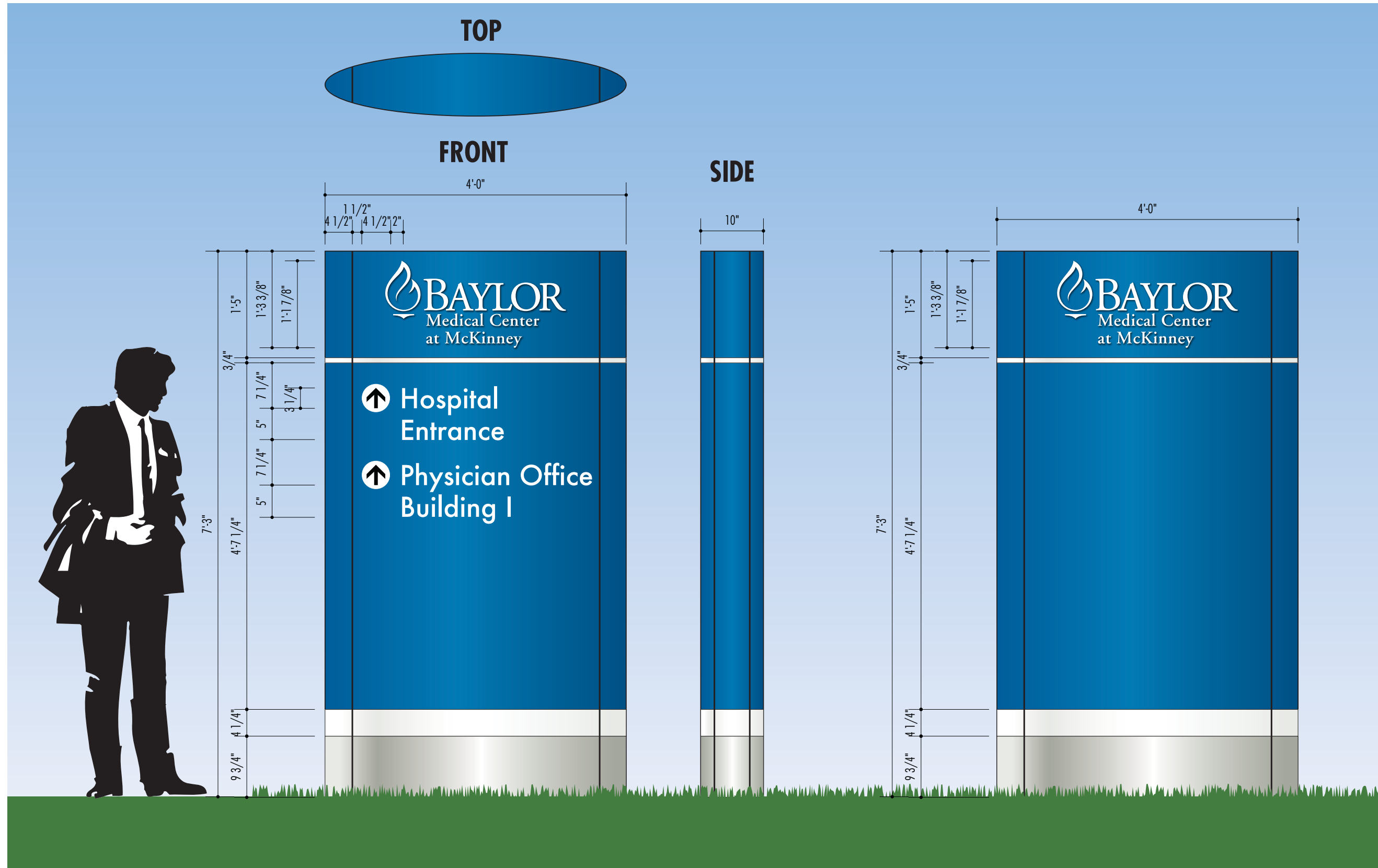


BABENDURE DESIGN GROUP
 8140 WALNUT HILL LANE # 103 DALLAS, TEXAS 75231
 T > 214 265.1960 F > 214 265.5552

PROJECT > BAYLOR MEDICAL CENTER AT MCKINNEY
NAME > SITE DIRECTIONAL LOCATION PLAN
DATE > SEPTEMBER 27, 2011

©Babendure Design Group. All rights reserved.
 No part of this document may be reproduced or utilized in
 any form without prior written authorization from Babendure
 Design Group. This document serves as a device to commu-
 nicate design intent only. Fabrication and installation of all
 products represented herein will be derived from the shop
 drawings produced by the project's contracted fabricator.

SITE DIRECTIONAL
 Non-illuminated aluminum sign with
 reflective vinyl messages
 City allows 4 square feet



1 Site Directional - Location 1.003
 Scale: 3/4"=1'-0"

29 Square Feet

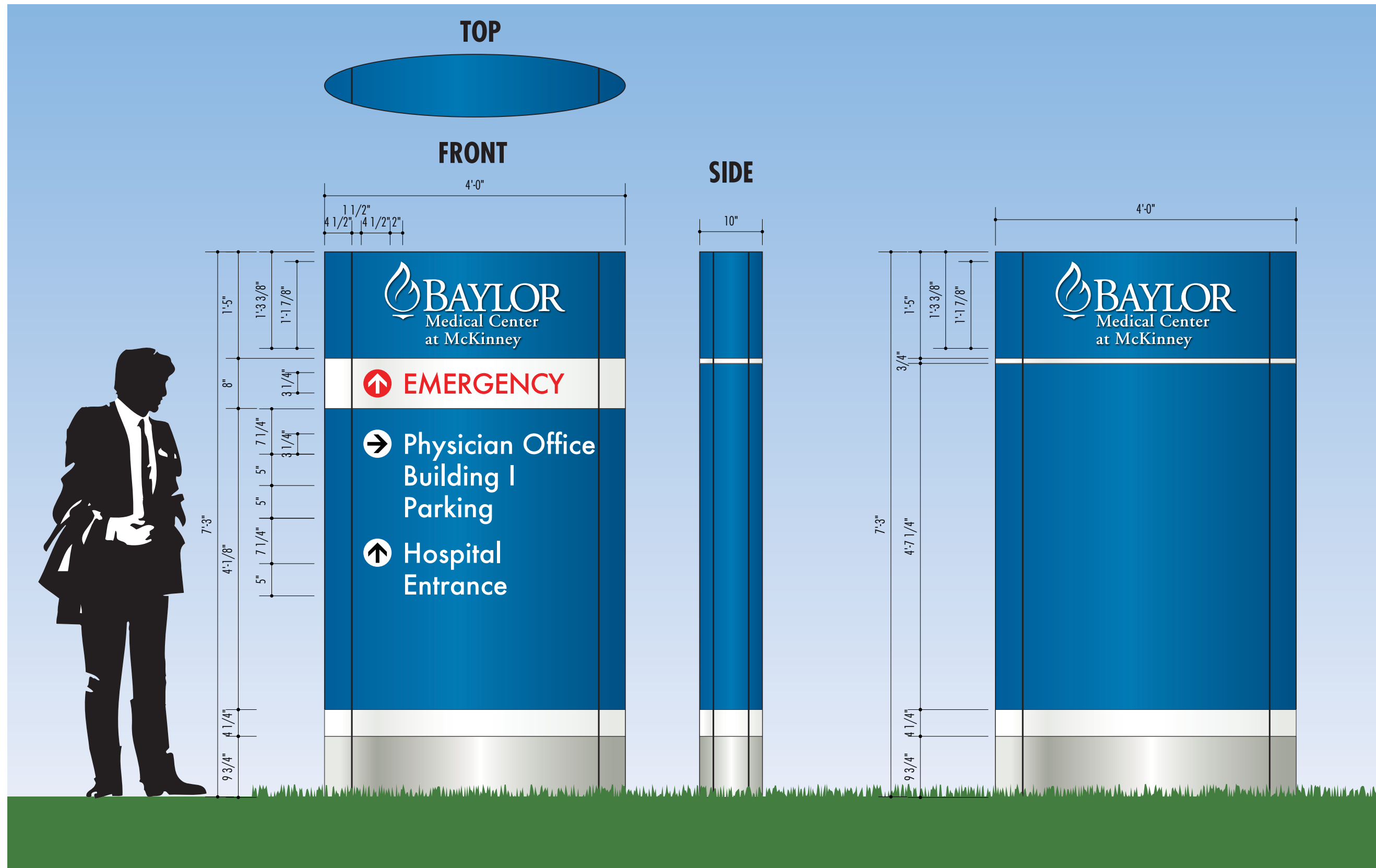


BABENDURE DESIGN GROUP
 8140 WALNUT HILL LANE # 103 DALLAS, TEXAS 75231
 T > 214 265.1960 F > 214 265.5552

PROJECT > BAYLOR MEDICAL CENTER AT MCKINNEY
 NAME > SITE DIRECTIONAL - LOCATION 1.003
 DATE > SEPTEMBER 27, 2011

©Babendure Design Group. All rights reserved.
 No part of this document may be reproduced or utilized in
 any form without prior written authorization from Babendure
 Design Group. This document serves as a device to commu-
 nicate design intent only. Fabrication and installation of all
 products represented herein will be derived from the shop
 drawings produced by the project's contracted fabricator.

SITE DIRECTIONAL
 Non-illuminated aluminum sign with
 reflective vinyl messages
 City allows 4 square feet



1 Site Directional - Location 1.007
 Scale: 3/4"=1'-0"

29 Square Feet



BABENDURE DESIGN GROUP
 8140 WALNUT HILL LANE # 103 DALLAS, TEXAS 75231
 T > 214 265.1960 F > 214 265.5552

PROJECT > BAYLOR MEDICAL CENTER AT MCKINNEY
 NAME > SITE DIRECTIONAL - LOCATION 1.007
 DATE > SEPTEMBER 27, 2011

©Babendure Design Group. All rights reserved.
 No part of this document may be reproduced or utilized in
 any form without prior written authorization from Babendure
 Design Group. This document serves as a device to commu-
 nicate design intent only. Fabrication and installation of all
 products represented herein will be derived from the shop
 drawings produced by the project's contracted fabricator.

Location 1.008



FRONT

BACK

Location 1.009

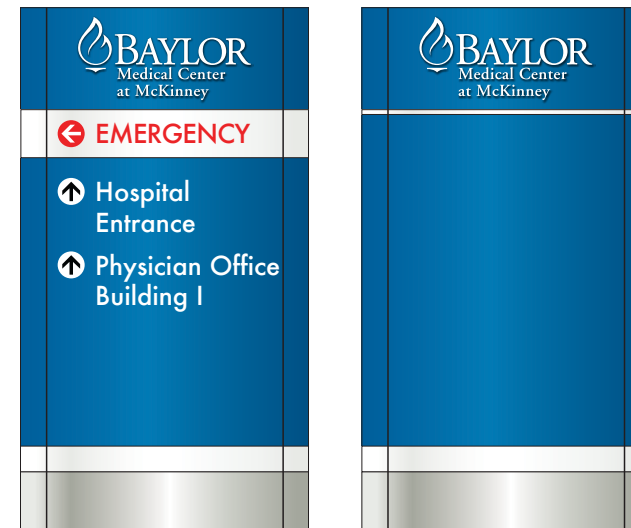


FRONT

BACK



Location 1.011



Location 1.013

Location 1.014



FRONT

BACK

Location 1.014A



Location 1.017



FRONT

BACK



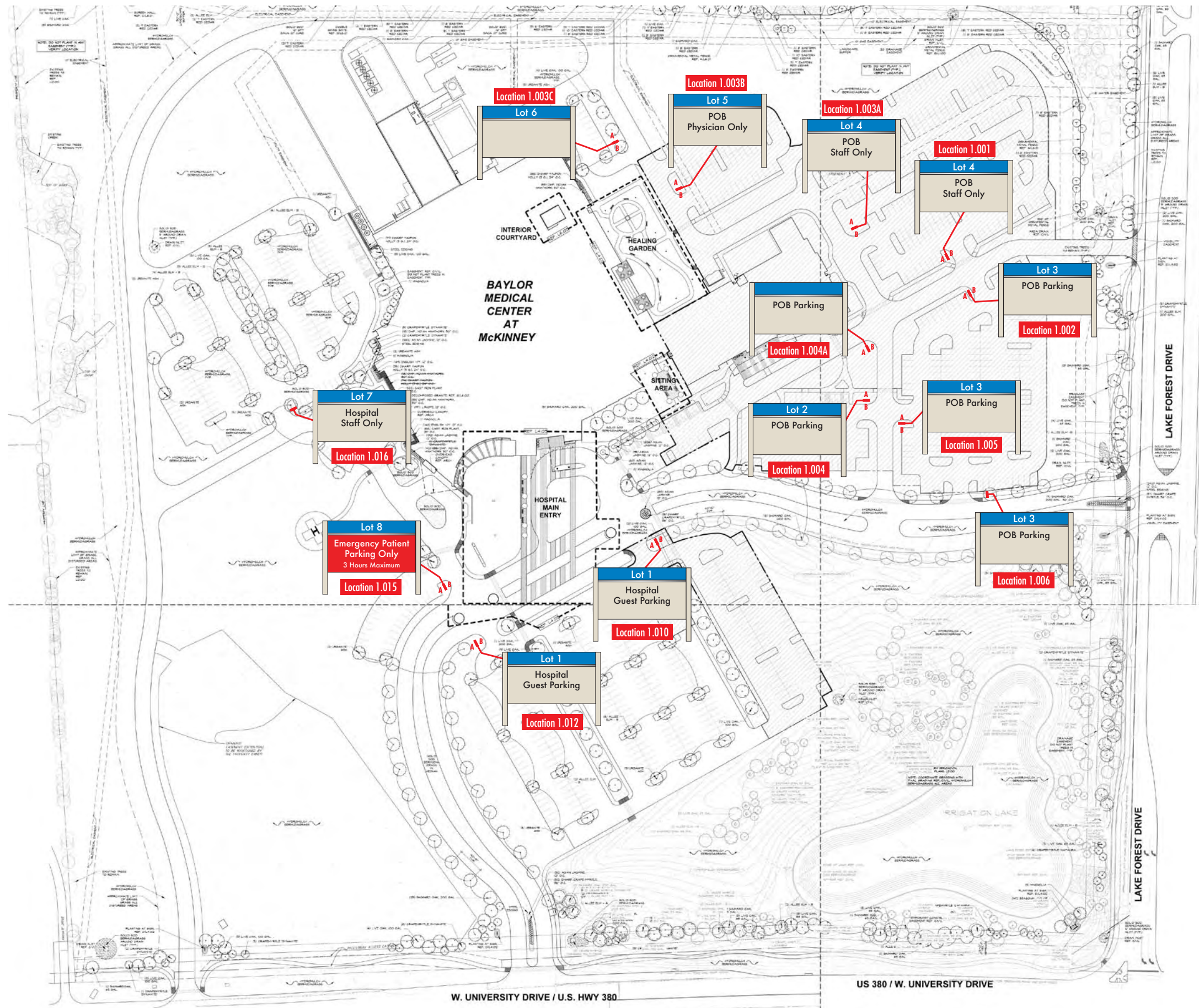
Location 1.018

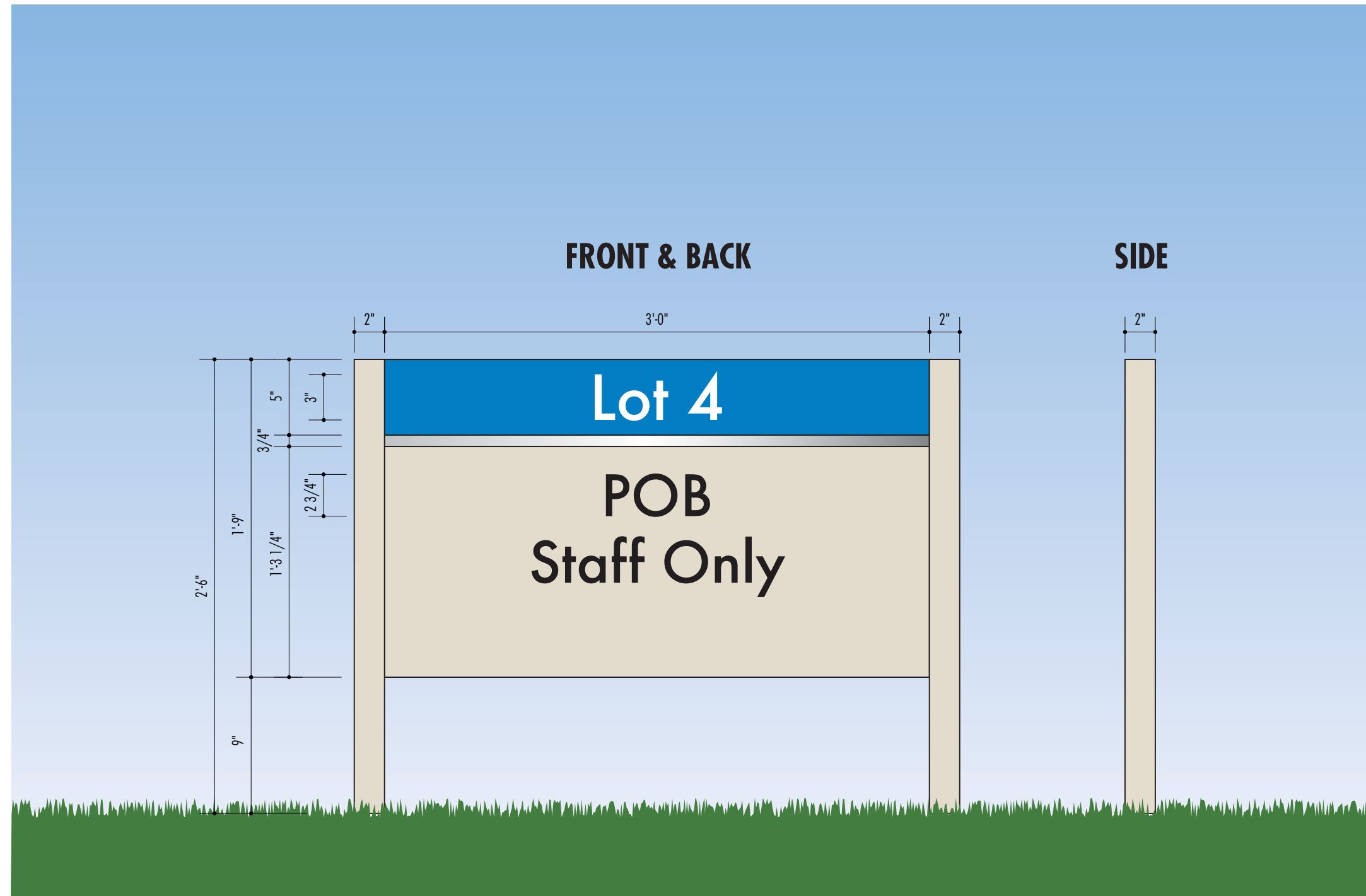


Location 1.019

• • •
B D G

PARKING LOT IDENTIFICATION





1 Parking Lot Identification - Location 1.001
 Scale: 1 1/2"=1'-0"

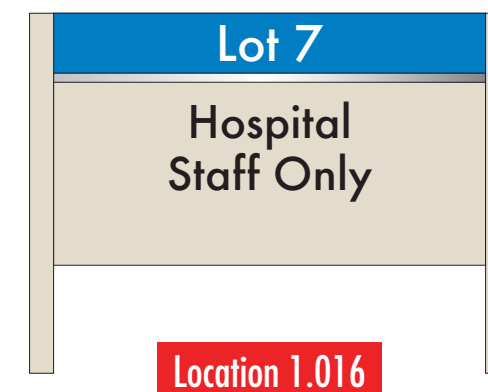
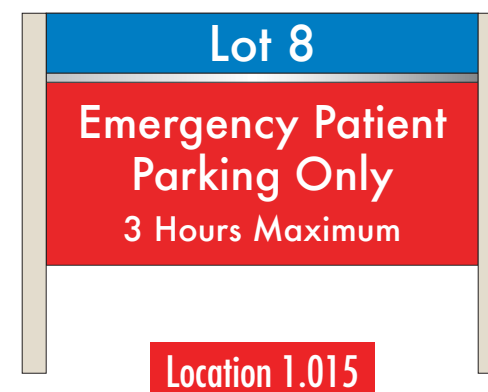
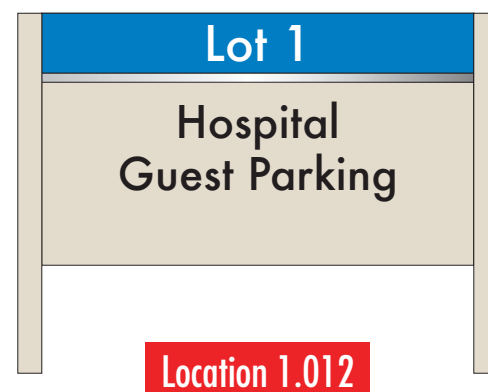
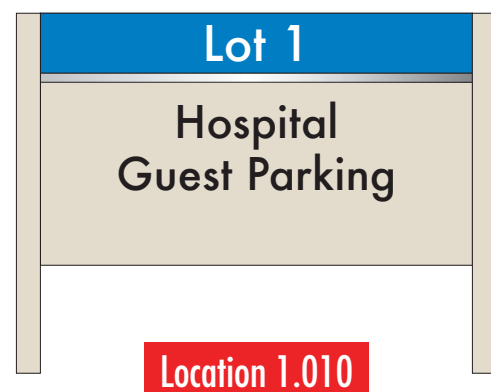
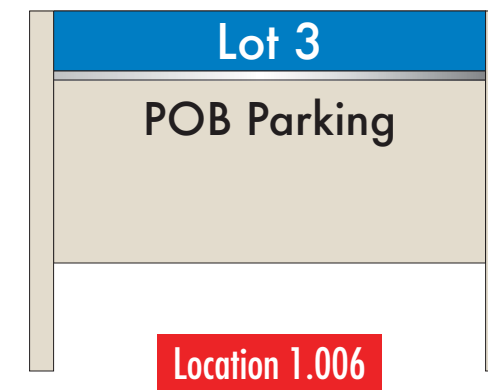
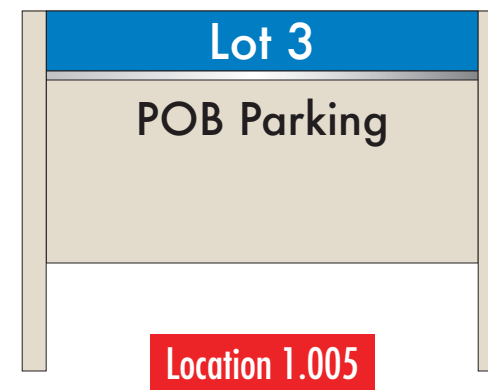
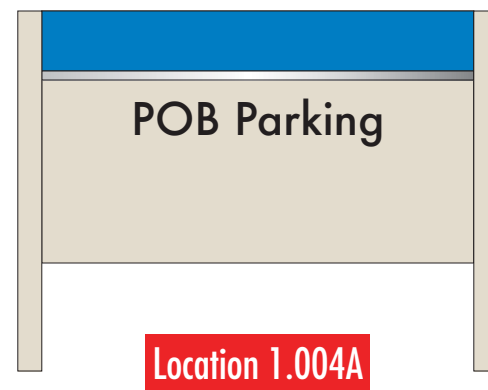
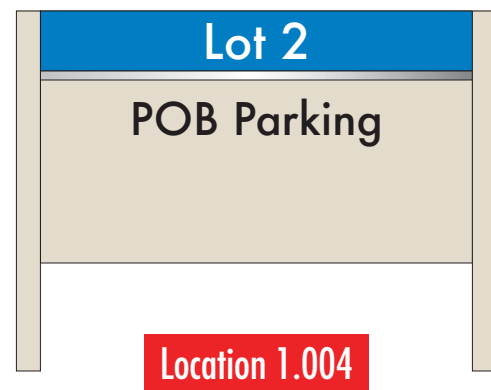
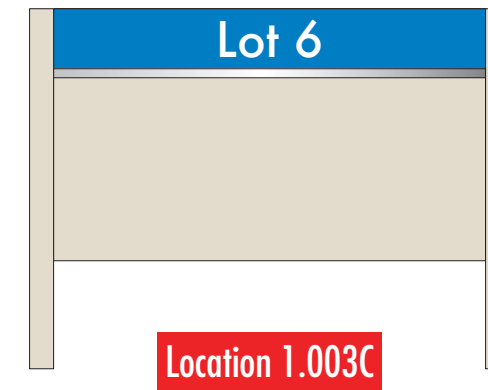
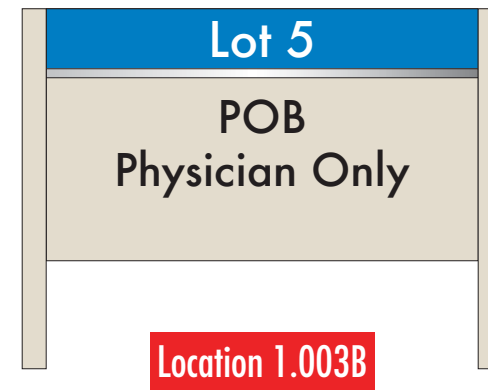
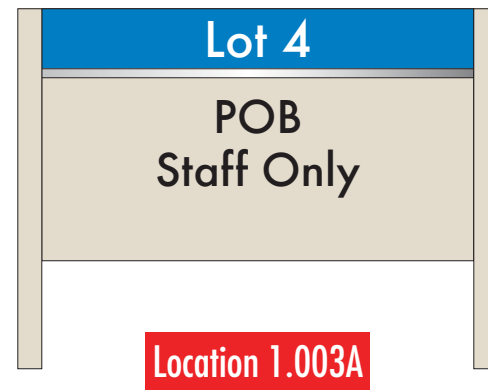
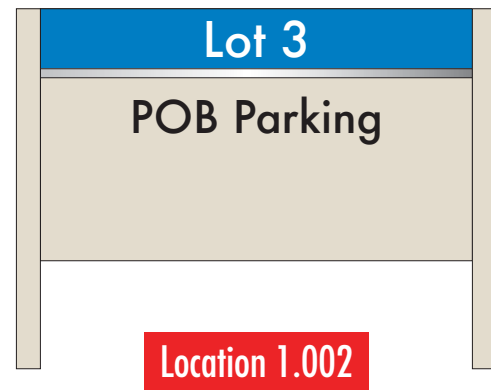
5.25 Square Feet

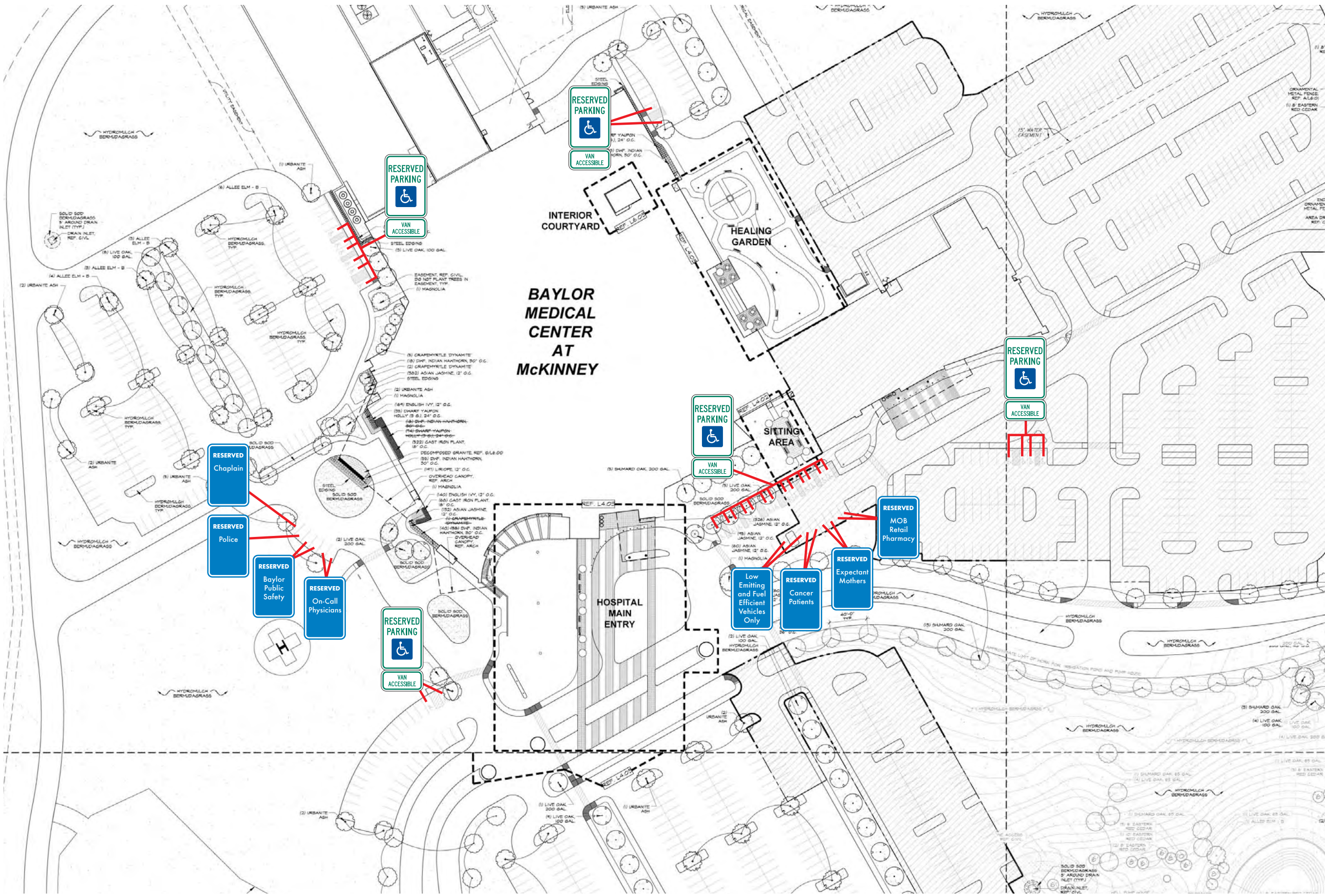


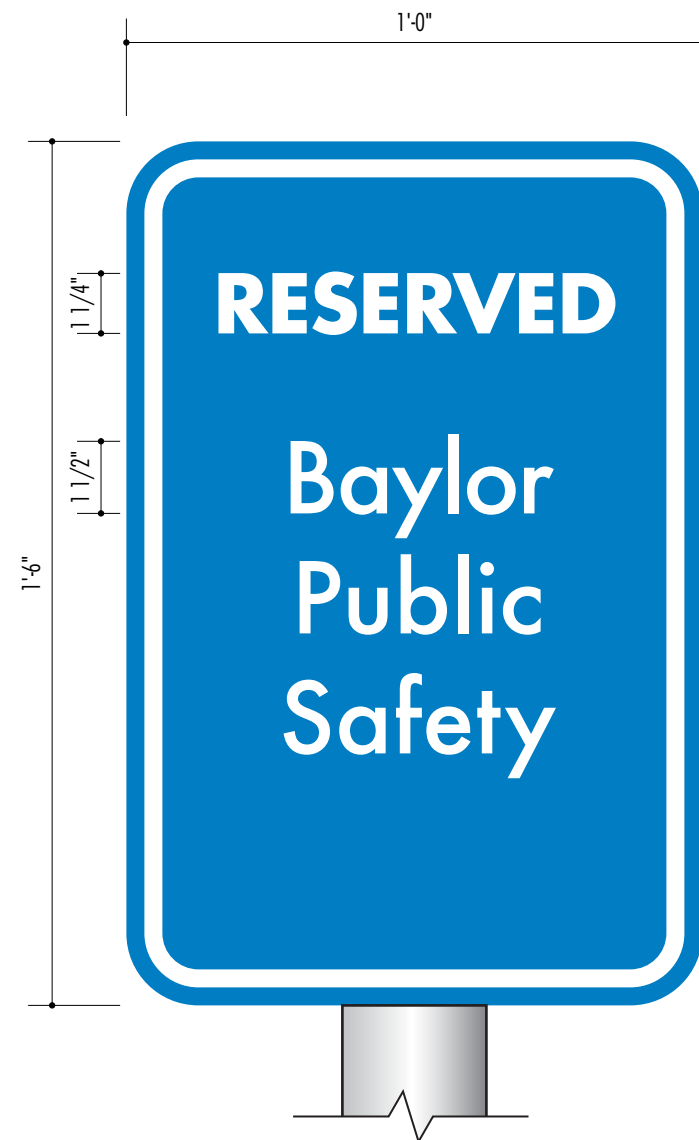
BABENDURE DESIGN GROUP
 8140 WALNUT HILL LANE # 103 DALLAS, TEXAS 75231
 T > 214 265.1960 F > 214 265.5552

PROJECT > BAYLOR MEDICAL CENTER AT MCKINNEY
NAME > PARKING LOT IDENTIFICATION - LOCATION 1.001
DATE > SEPTEMBER 27, 2011

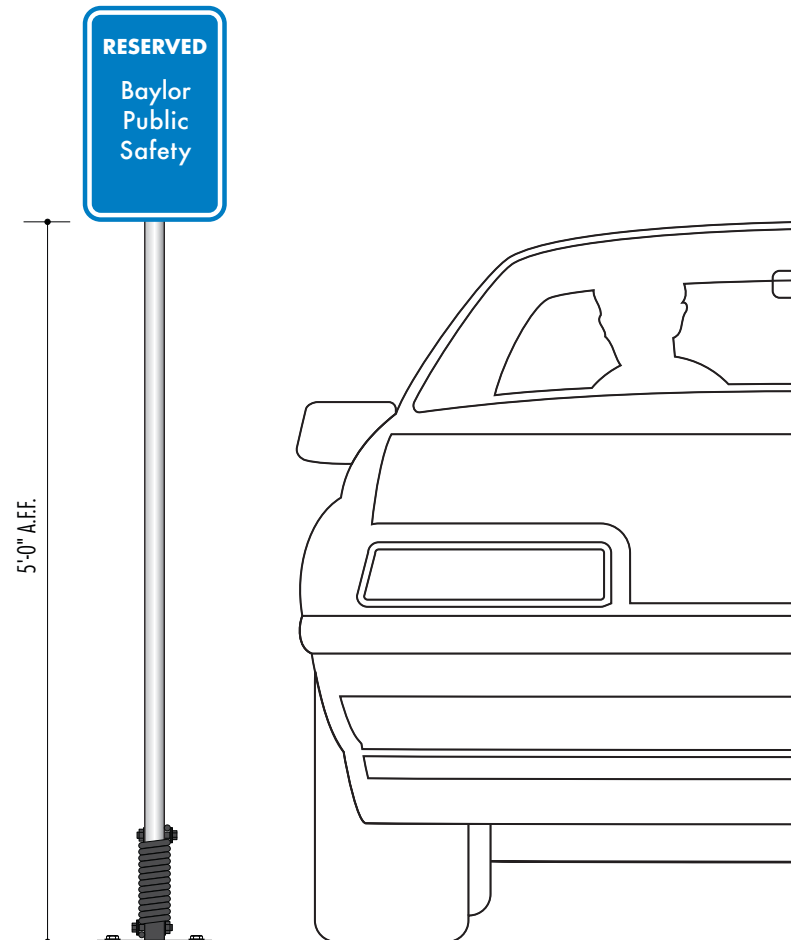
©Babendure Design Group. All rights reserved.
 No part of this document may be reproduced or utilized in
 any form without prior written authorization from Babendure
 Design Group. This document serves as a device to commu-
 nicate design intent only. Fabrication and installation of all
 products represented herein will be derived from the shop
 drawings produced by the project's contracted fabricator.



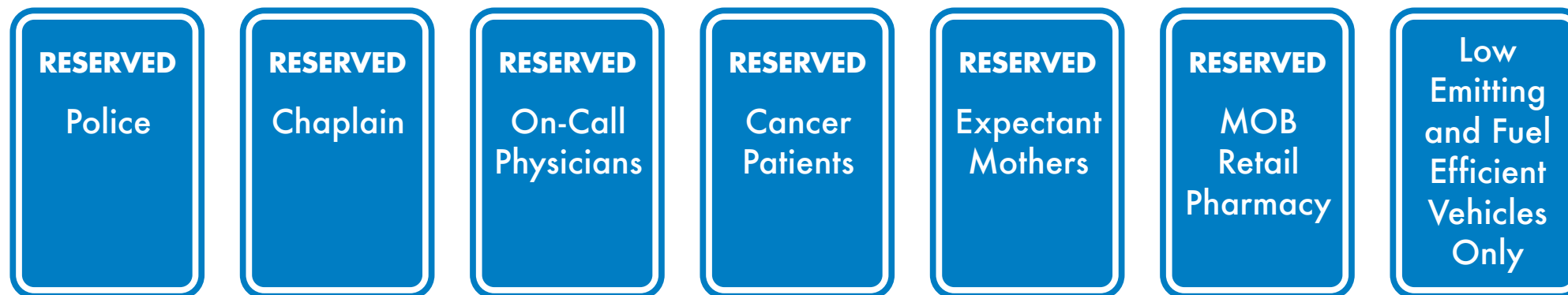




1 Front Elevation
 Scale: 3"=1'-0"

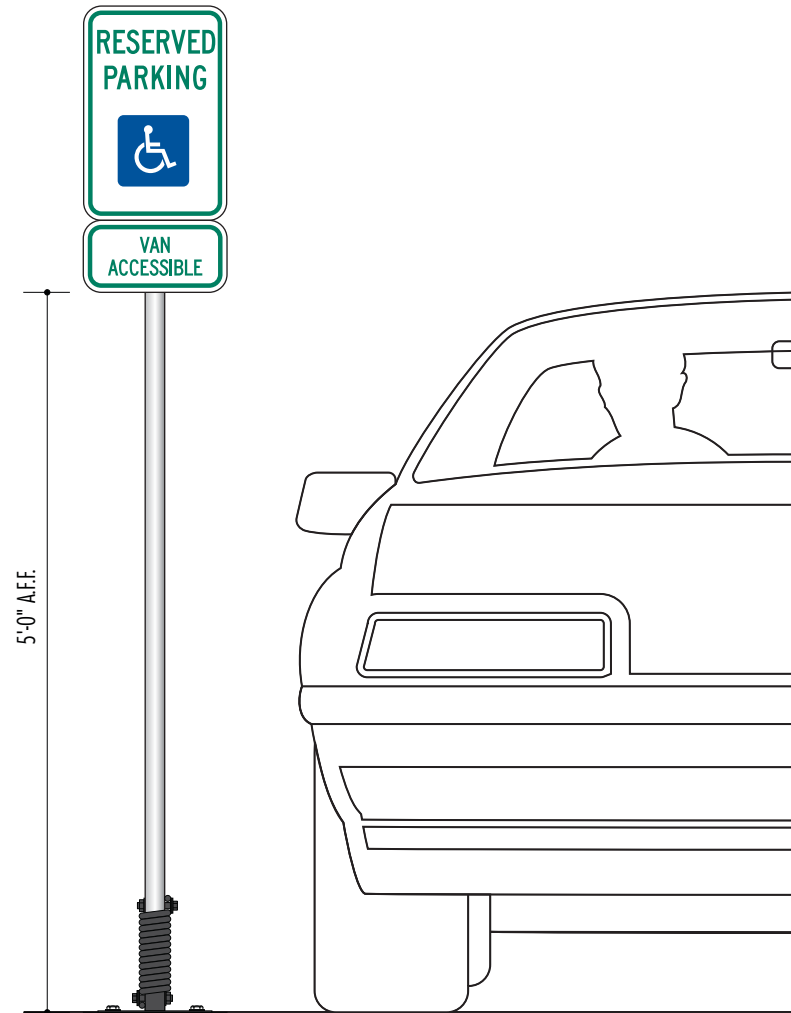


2 Mounting Elevation
 Scale: 3/4"=1'-0"





1 Front Elevation
 Scale: 3"=1'-0"



2 Mounting Elevation
 Scale: 3/4"=1'-0"

B D G

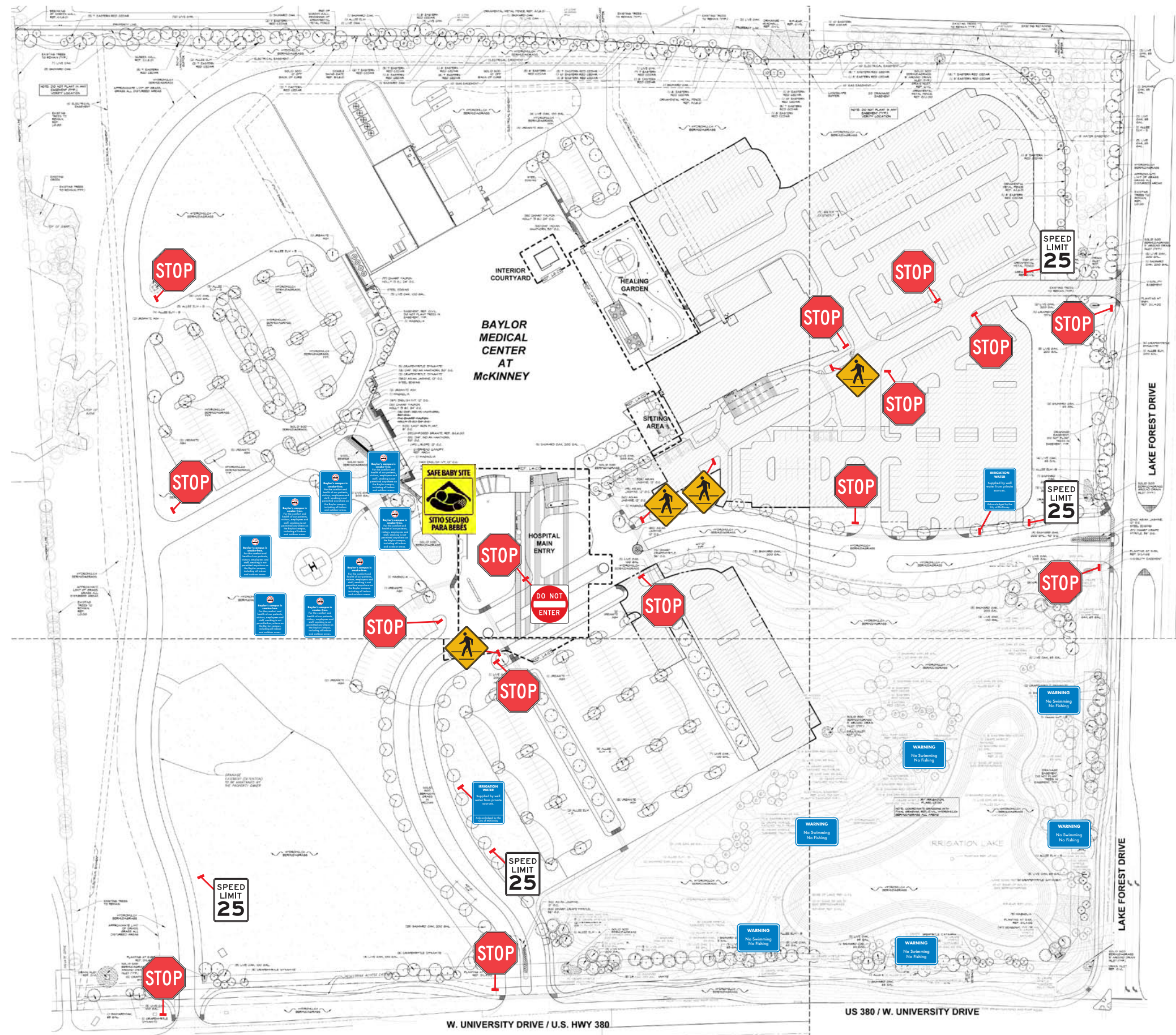
ADDITIONAL SIGNS

REGULATORY SIGNS

IRRIGATION NOTICE

LAKE NOTICE

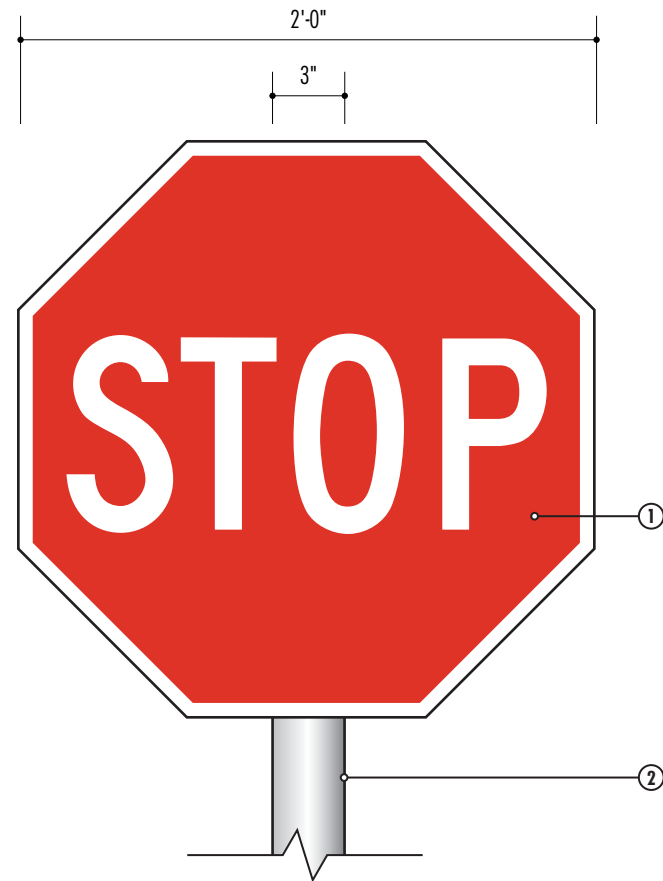
HELIPAD SMOKING WARNING



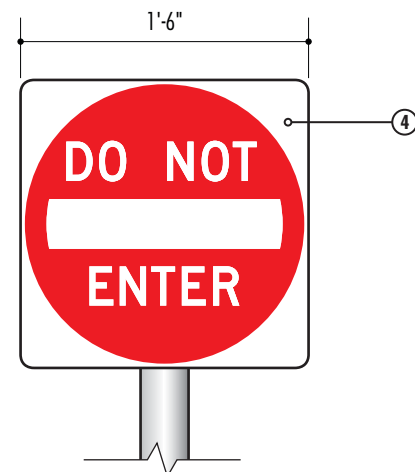
BABENDURE DESIGN GROUP
 8140 WALNUT HILL LANE # 103 DALLAS, TEXAS 75231
 T > 214 265.1960 F > 214 265.5552

PROJECT > BAYLOR MEDICAL CENTER AT MCKINNEY
NAME > REGULATORY & ADDITIONAL SIGN LOCATION PLAN
DATE > SEPTEMBER 27, 2011

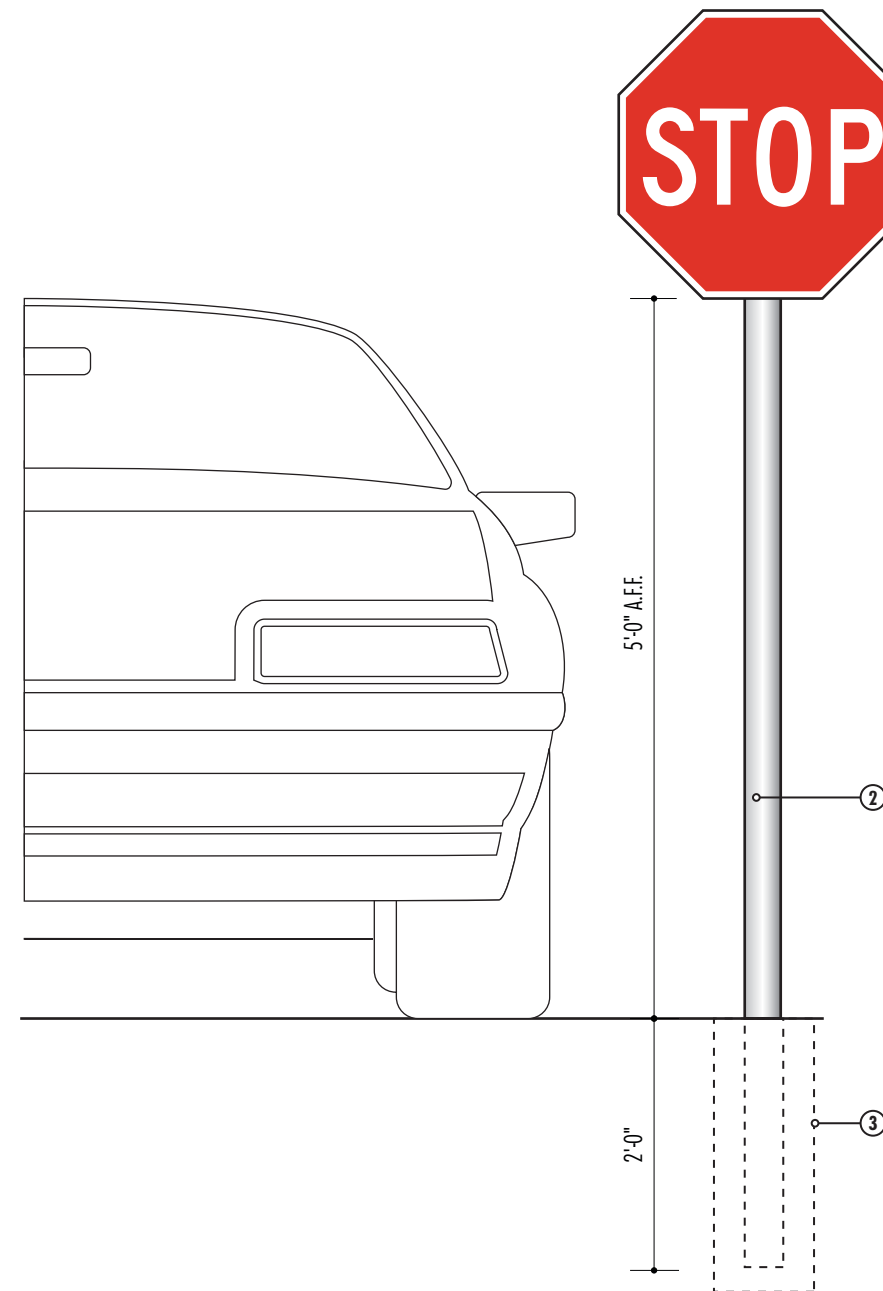
©Babendure Design Group. All rights reserved.
 No part of this document may be reproduced or utilized in any form without prior written authorization from Babendure Design Group. This document serves as a device to communicate design intent only. Fabrication and installation of all products represented herein will be derived from the shop drawings produced by the project's contracted fabricator.



1 Front Elevation
 Scale: 1 1/2"=1'-0"

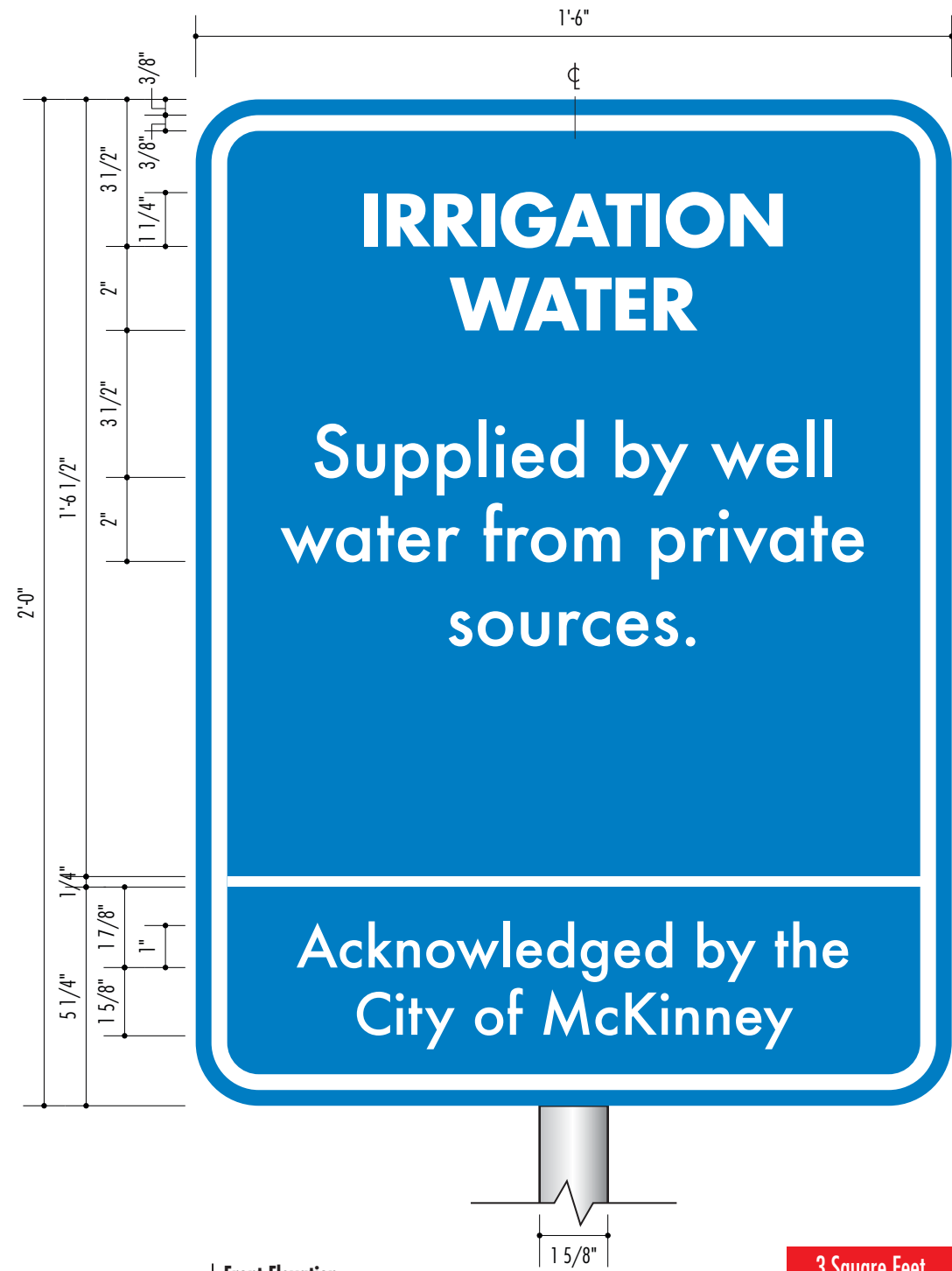


3 Alternate Layout
 Scale: 1"=1'-0"



2 Mounting Elevation
 Scale: 3/4"=1'-0"

IRRIGATION NOTICE
 18" x 24" aluminum sign panel
 with painted face and vinyl message.
 Mounted on a galvanized steel post.



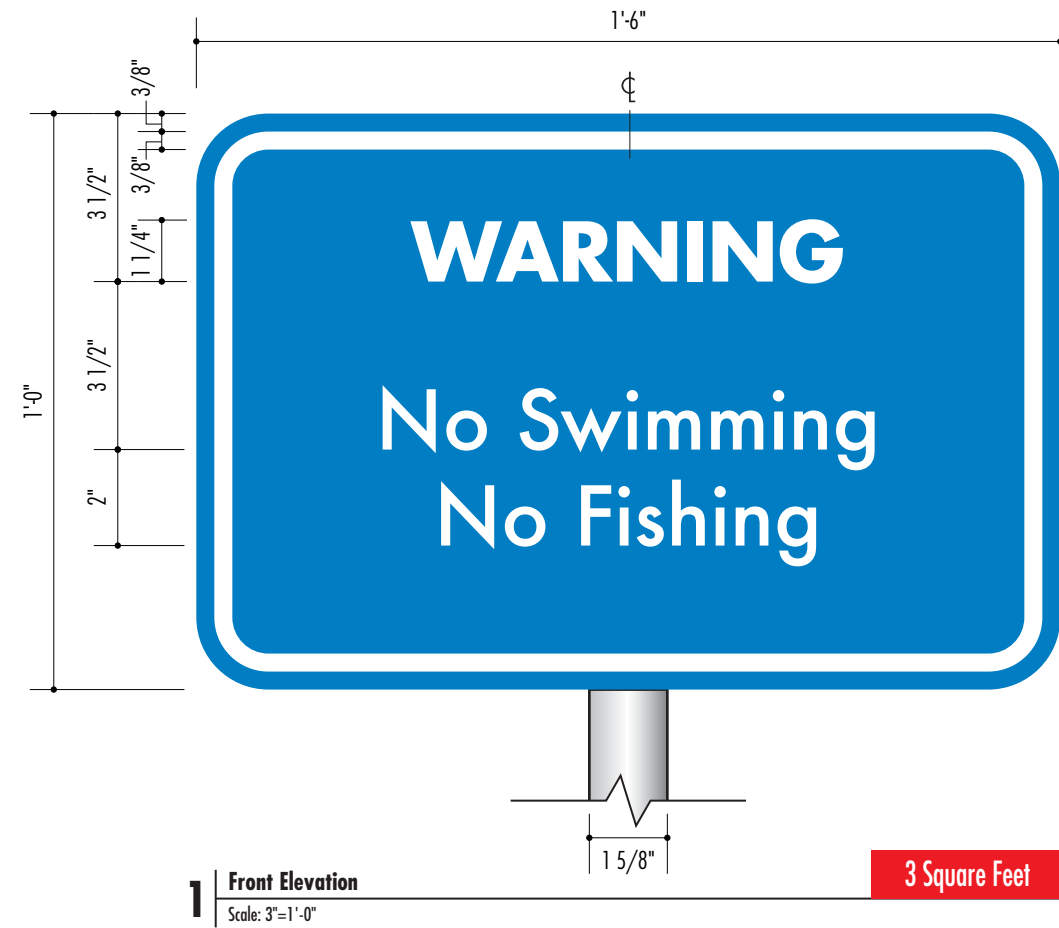
1 Front Elevation
 Scale: 3"=1'-0"

3 Square Feet



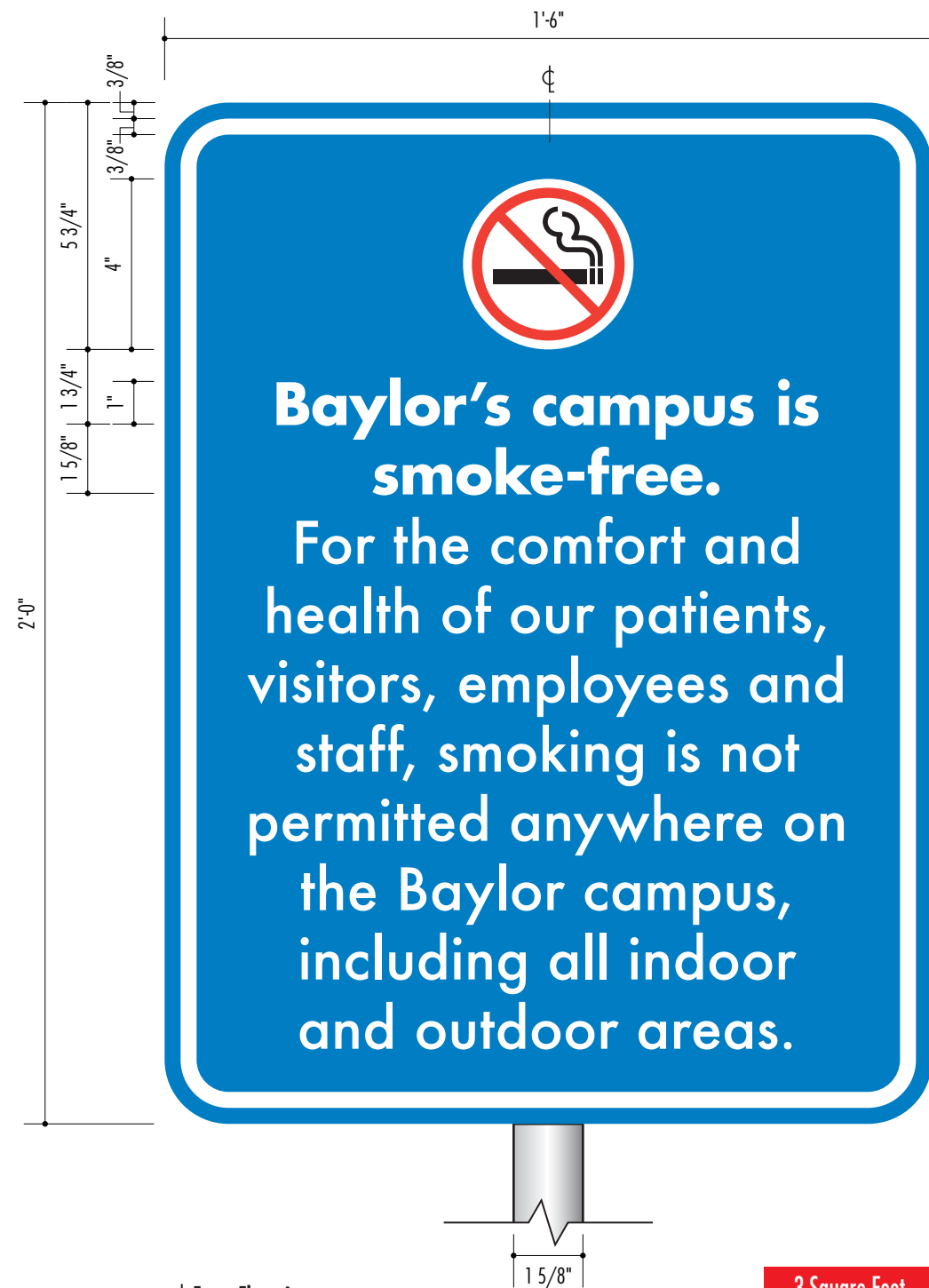
2 Mounting Elevation
 Scale: 3/4"=1'-0"

LAKE NOTICE
 18" x 12" aluminum sign panel
 with painted face and vinyl message.
 Mounted on a galvanized steel post.



2 Mounting Elevation
 Scale: 3/4"=1'-0"

SMOKING NOTICE
 18" x 24" aluminum sign panel
 with painted face and vinyl message.
 Mounted on a galvanized steel post.



1 Front Elevation
 Scale: 3/4"=1'-0"

3 Square Feet



2 Mounting Elevation
 Scale: 3/4"=1'-0"