

Performance Management Progress Report

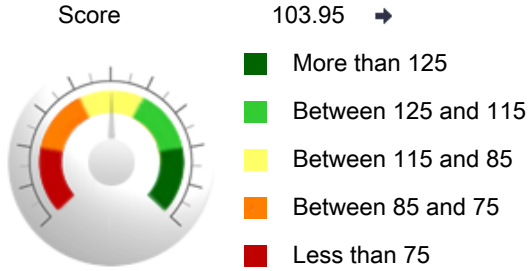


Table of Contents

Monthly Board Report	i
Turnover	1
Checkouts	2
Youth Programs	3
January Meeting	4

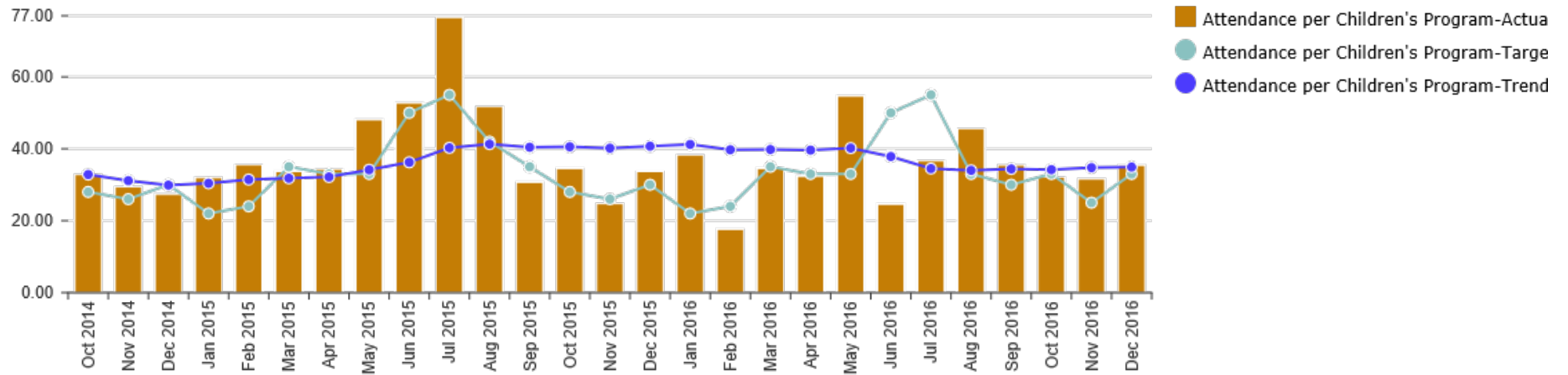
Physical Materials Turnover

Scorecard as of: Dec 2016 - latest month



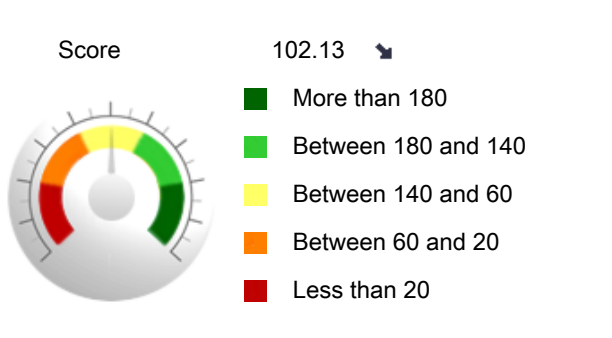
	Oct 2016	Nov 2016	Dec 2016
Score	94.54	103.23	103.95
Status			
Measures	0.52		
	0.50		
	3.35		
	[-5:5] Stable Gap Performance Range		

Type	No Type
Associated Links	McKinney Library
Responsible	Spencer Smith
Description	This number represents the average number of times each item in the McKinney Public Library System is checked out or renewed in the selected time frame.
Scorecard Elements	Create affordable and accessible cultural arts activities and quality-of-life resources for all ages throughout the city - OE



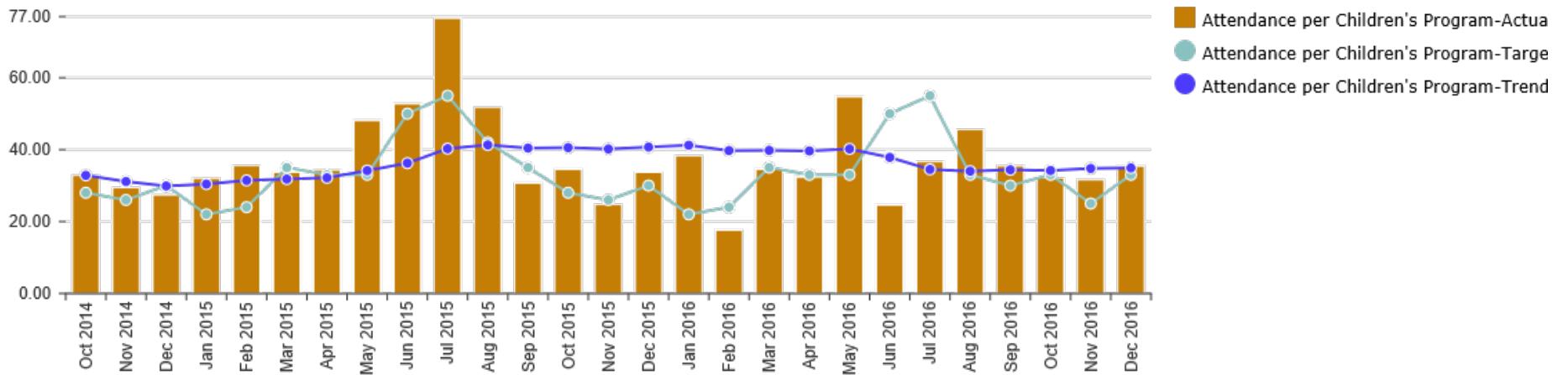
Checkouts Per Registered Borrower

Scorecard as of: Dec 2016 - latest month



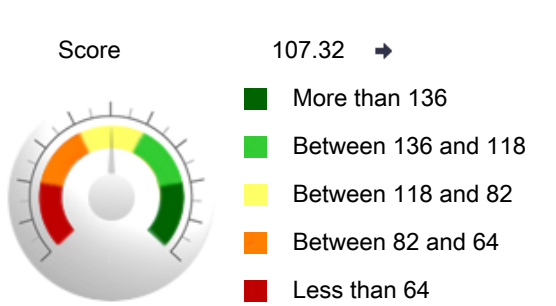
	Oct 2016	Nov 2016	Dec 2016
Score	175.23	147.33	102.13
Status	✔ ↗	✔ →	⚠ ↘
Measures	1.12	Actual	
	1.10	Target	
	-27.85	Gap Performance	
	[-5:5]	Stable Gap Performance Range	

Type	No Type
Associated Links	McKinney Library
Responsible	Spencer Smith
Description	This number represents the average number of items each registered library member checks out or renews during the selected time frame.
Scorecard Elements	Continuously provide a high level of customer service to our citizens



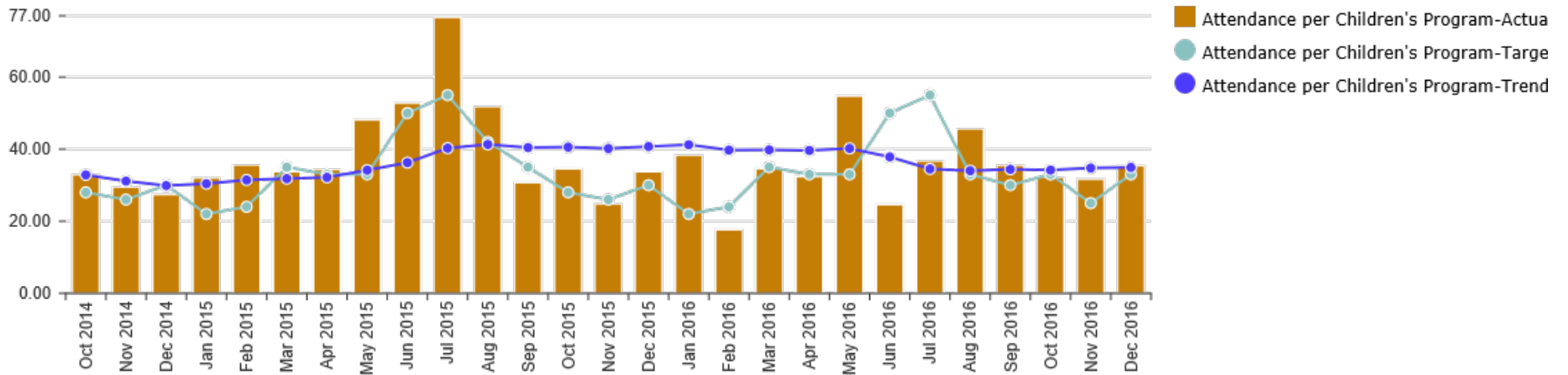
Attendance per Children's Program















Scorecard as of: Dec 2016 - latest month



	Oct 2016	Nov 2016	Dec 2016
Score	97.36	126.47	107.32
Status	🟡 ↘	🟢 ↗	🟡 →
Measures	35.42		
	Actual		
	33.00		
	Target		
	-2.77		
	Gap Performance		
	[-5;5]		
	Stable Gap Performance Range		

Type	No Type
Associated Links	McKinney Library
Responsible	Spencer Smith
Description	This calculates the average number of people attending each library program developed for our child audience.
Scorecard Elements	Create affordable and accessible cultural arts activities and quality-of-life resources for all ages throughout the city



Name	Trend	Status	Actual	Target	Score
Library					70.0
Goals					75.0
Operational Excellence					75.0
Create affordable and accessible cultural arts activities and quality-of-life resources for all ages throughout the city - OE					85.0
Percentage of Public PC Hours Capacity Used	→		31.08	38.00	81.78
Physical Materials Turnover	→		0.52	0.50	103.95
Continuously provide a high level of customer service to our citizens					73.0
Checkouts Per Registered Borrower	↘		1.12	1.10	102.13
Library Visits Per Registered Borrower	→		0.26	0.25	104.98
Reference Questions Per Registered Borrower	↘		0.04	0.06	68.70
Enhance the Quality of Life in McKinney					80.0
Create affordable and accessible cultural arts activities and quality-of-life resources for all ages throughout the city					87.0
Attendance per Adult Program	↗		21.00	10.00	210.00
Attendance per Children's Program	→		35.42	33.00	107.32
Attendance per Teen Program	↘		9.08	9.00	100.93

 Well Below
  Below
  On Target
  Above
  Well Above
  Trend Up
  Trend Stable
  Trend Down