



**Collin County Transit: Service Update**  
**McKinney UTD Meeting**  
**April 10, 2019**

# Program Overview

## Participants

Total: 410

Taxi Voucher Program: 406

372 – McKinney

18 – Princeton

0 – Lowry Crossing

8 – Melissa

8 – Celina

Demand Response Program: 4

4 – McKinney

Low Income Pilot Program: 28

26 – McKinney

2 – Princeton

## Funds Expended

June 1, 2017 – May 30, 2018:

\$79,071.21

June 1, 2018 – February 28, 2019:

\$119,122.53

Total Expended to Date:

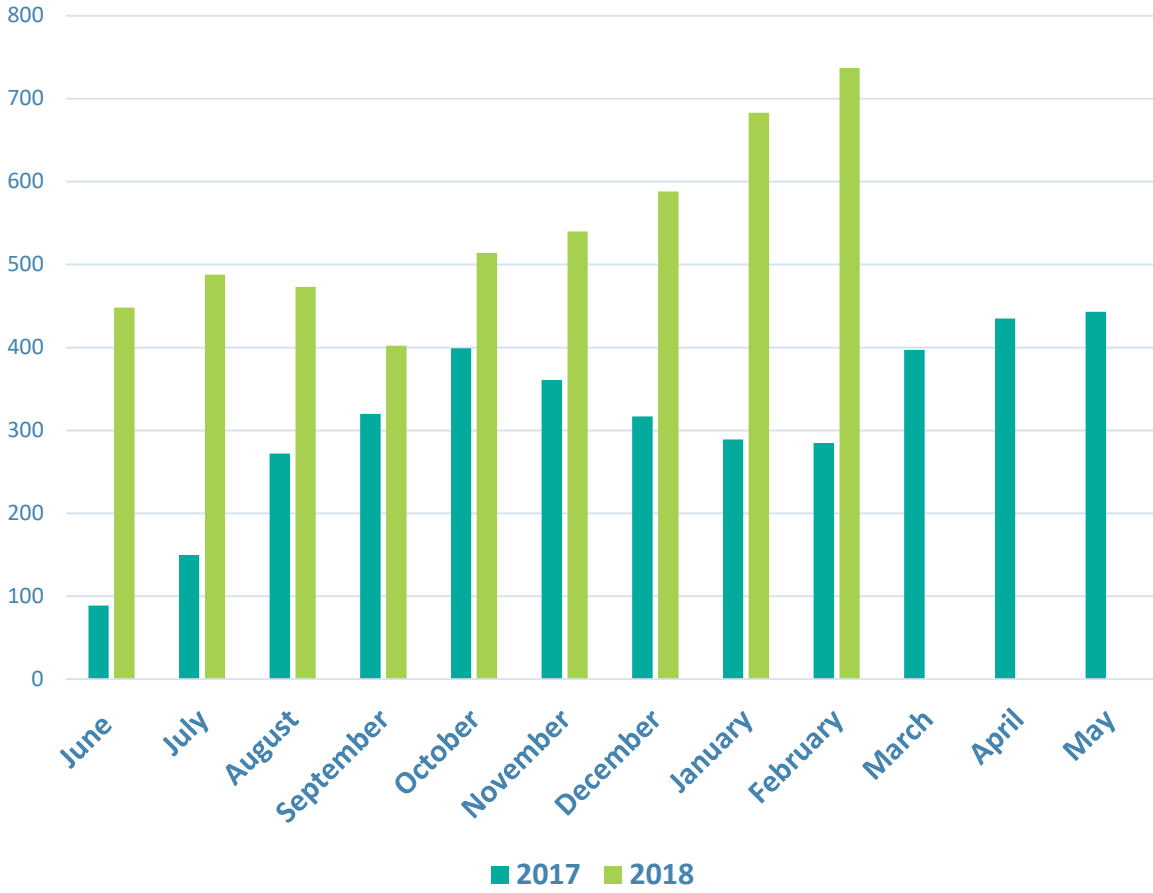
\$198,193.74

# Service Overview

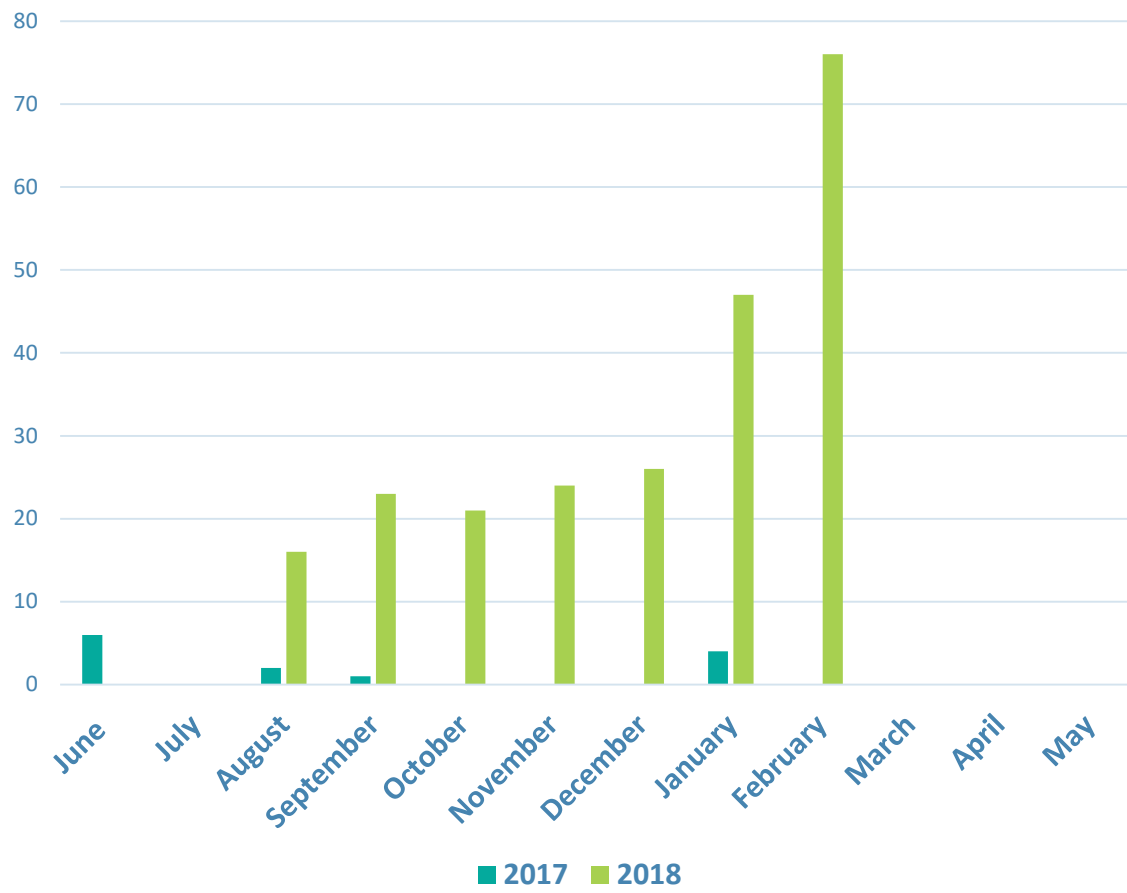
June 2017 - February 2019	Total	Taxi Voucher Program	Demand Response Program
Elderly and Disabled Participants	410	406	4
Low Income Program	28	28	0
Number of Riders	226	223	3
Trips Taken	8,876	8,630	246
Average Cost Per Trip		\$16.59	\$175.20
Average Miles Per Trip		7.84	25.53

# Monthly Ridership

## Taxi Trips

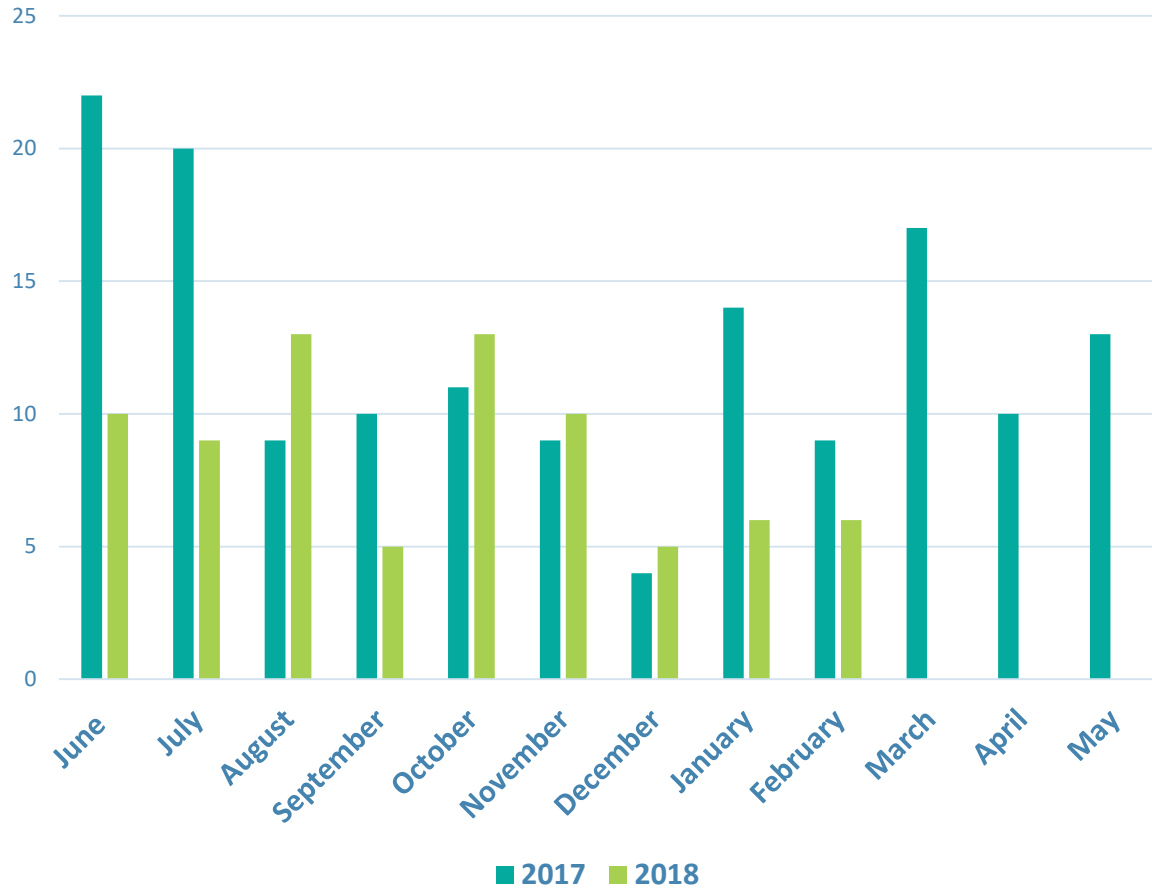


## Demand Response Trips

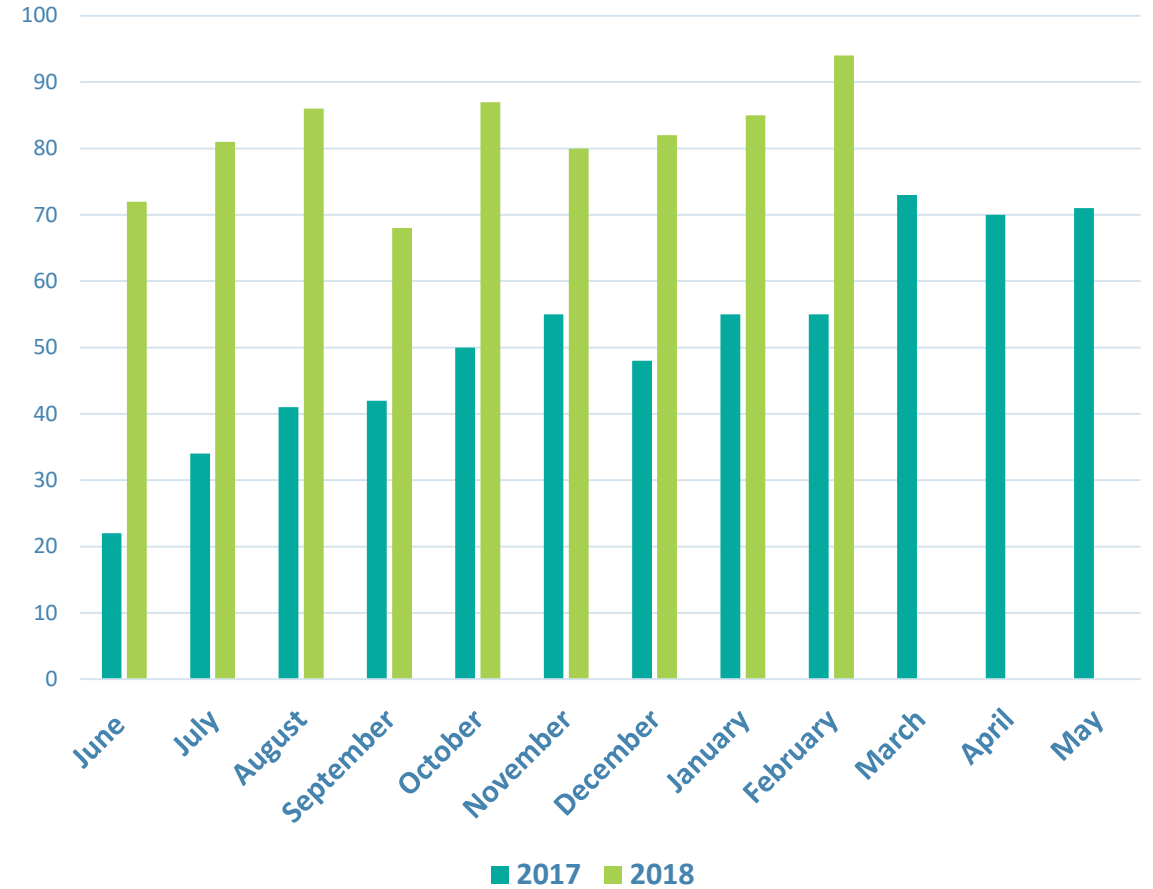


# Riders

## New Riders



## Unduplicated Riders



# Trips by City

June 2017 - February 2019	Taxi Trips	Demand Response Trips	Total Trips
Celina	110	0	110
Lowry Crossing	0	0	0
McKinney	8,425	246	8,671
Melissa	18	0	18
Princeton	77	0	77
<b>Total</b>	<b>8,630</b>	<b>246</b>	<b>8,876</b>

# Saturday Service

October 2017 – February 2019	Total
Number of Saturday Trips	388
Unduplicated Saturday Riders	135
Average Cost of Saturday Trips	\$11.45
Total Cost of Saturday Trips	\$4,435.40

# Low Income Program

April 2018 – February 2019	Total	Taxi Voucher Program	Demand Response Program
Participants	28	28	0
Number of Riders	16	16	0
Trips Taken	347	347	0
Average Cost Per Trip		\$ 12.58	--
Average Miles Per Trip		4.87	--



# Program Updates

## Mobility as a Service (MaaS) Request for Proposals

- Provide a wide range of innovative mobility services
  - On-Demand Service
  - Platform as a Service
- Timeline
  - January: Issue RFP
  - April: Board Approval
  - May/June : Contracts Executed
  - June/July: Issue Task Orders

# Service Model Enhancement Recommendation

