

Annual Report

McKPLS

Fiscal Year 2018 saw another record breaking year for circulation and adult program attendance. The year also saw a decrease in youth program attendance and corresponding library visits. Our staff reorganization in FY19 aims to address this.

FY 18

Year in Review: Highlights

Note: the ratios expressed are based on operation of 365 days per year and 24 hours a day, not the operating hours of the library.

The library by the numbers:

Print Materials:

Checked out
More than
3/minute

2%
Increase

Digital Materials:

Checked out
More than
12/hr

68%
Increase

Interlibrary Loans:

Fullfilled
More than
13/day

16%
Increase



Reference Questions:

Answered
More than
4/hour

10% increase



New Memberships:

Created
More than
1/hour

15% increase

New and Noteworthy:



Cultural Events!

The Library partnered with the Friends of the Library, Born to Blossom, New Jerusalem Baptist Church, and other organizations to provide opportunities for our residents to learn at cultural events such as Pongal Day, Black History Month, and World Music programs.



Adult Programs!

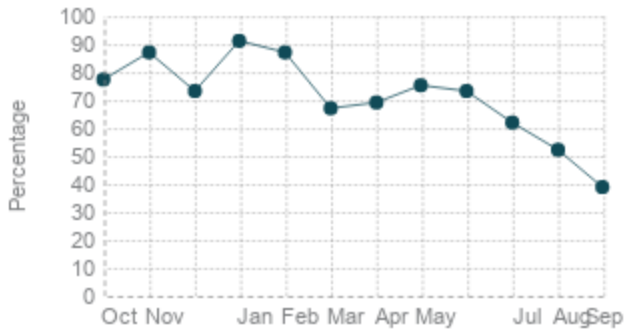
Successful programs like our Trivia Event, Spelling Bee, ESL Classes and the Friends of the Library Book Reviews drove a remarkable increase in adult program attendance- up 19.4% over last year!



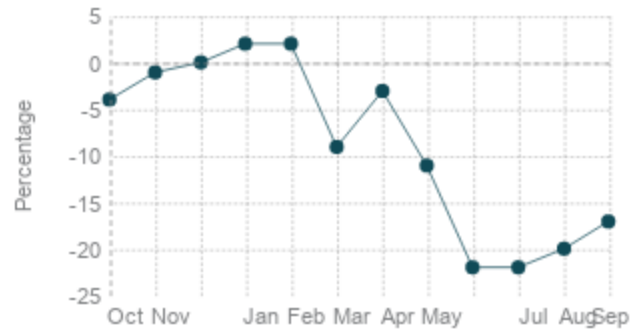
OLiVe Arrived!

The Outreach Library Vehicle (OLiVe) was delivered, processes were developed, and the vehicle was put into use, making stops at the Downtown Square and Old Settlers Community Center in order to spread awareness and access to library resources.

Interesting Trends Throughout the Year

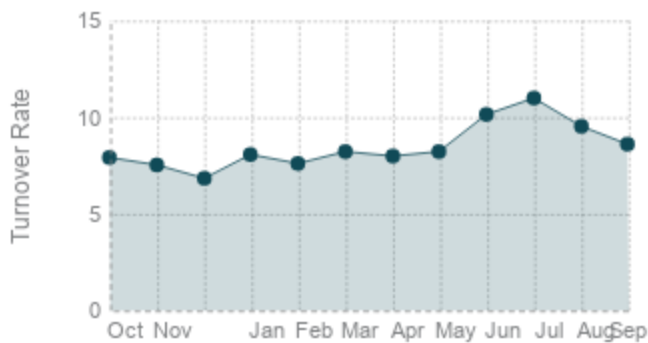


Adult Bluray Usage Increase

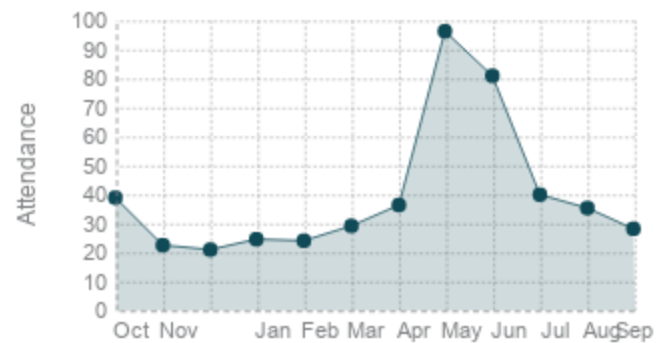


Adult DVD Usage Decline

This year saw an interesting shift in library user behavior when dealing with Movies and TV shows. Almost every month saw a decline in DVD circulation. However, the increases in Bluray checkouts more than made up for the DVDs' decline, revealing a noticeable trend for a sizable number of our users. In raw numbers, DVD is still king, but we don't know how much longer until Bluray takes the crown.



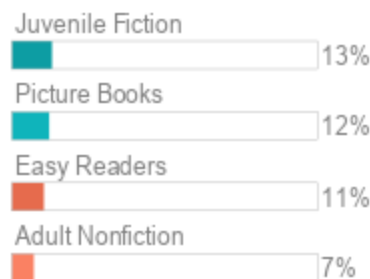
Total Collection Turnover Rate by Month



Average Program Attendance by Month

During Fiscal Year 18, the library saw the gap between the summer months' turnover rates and the rest of the year shrink significantly. The majority of our growth in circulation and turnover rates in being realized in what we used to consider our slow months. While, as noted previously, youth program attendance did see a decline in raw numbers, we did have success in adult and outreach programming- the latter accounts for the large spike in May attendance numbers.

Collections with Largest Percentage of Total Circulation



Created by McKinney Public Library System staff

This infographic was created for use of the McKinney Public Library System and the City of McKinney.