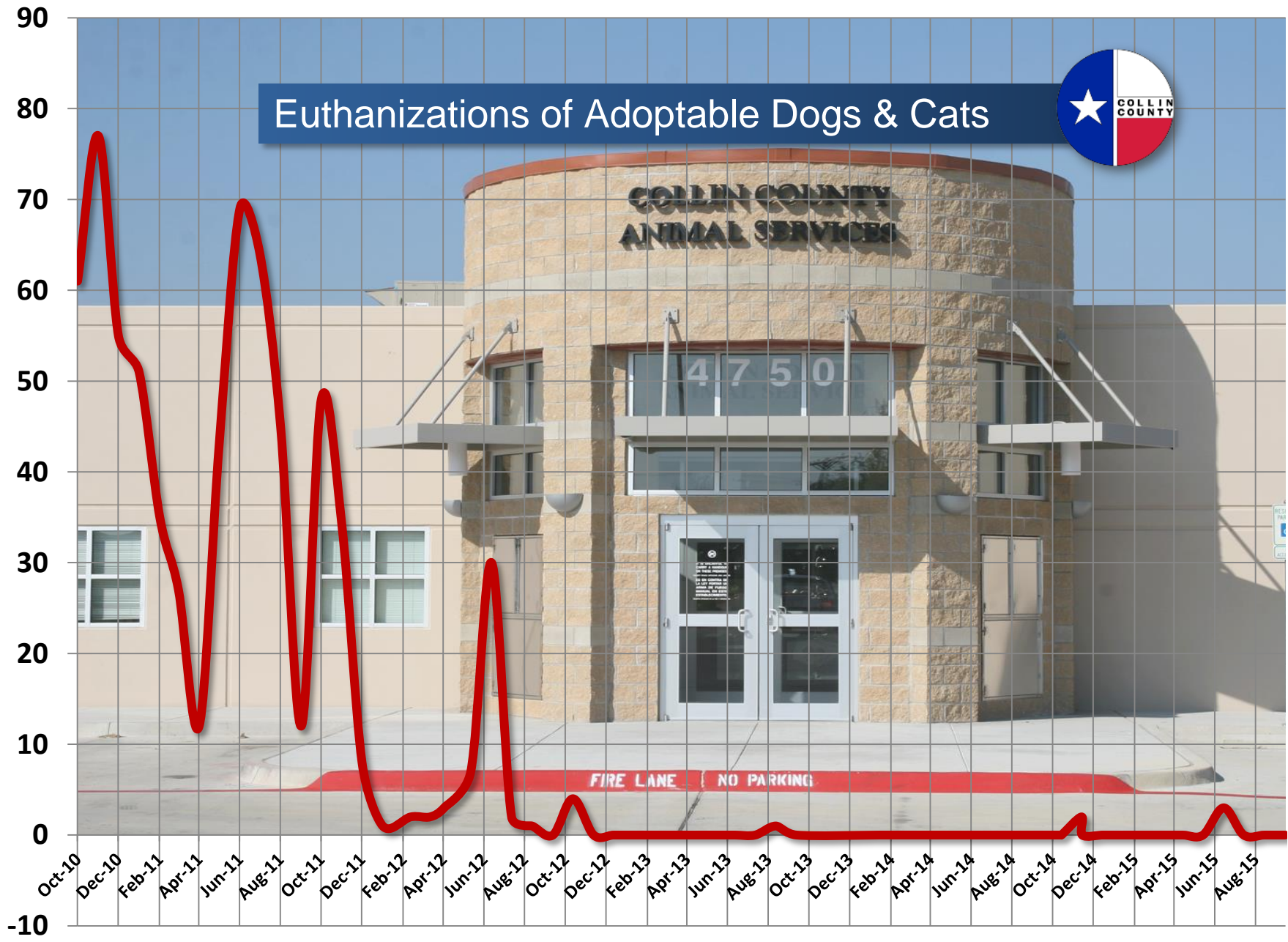
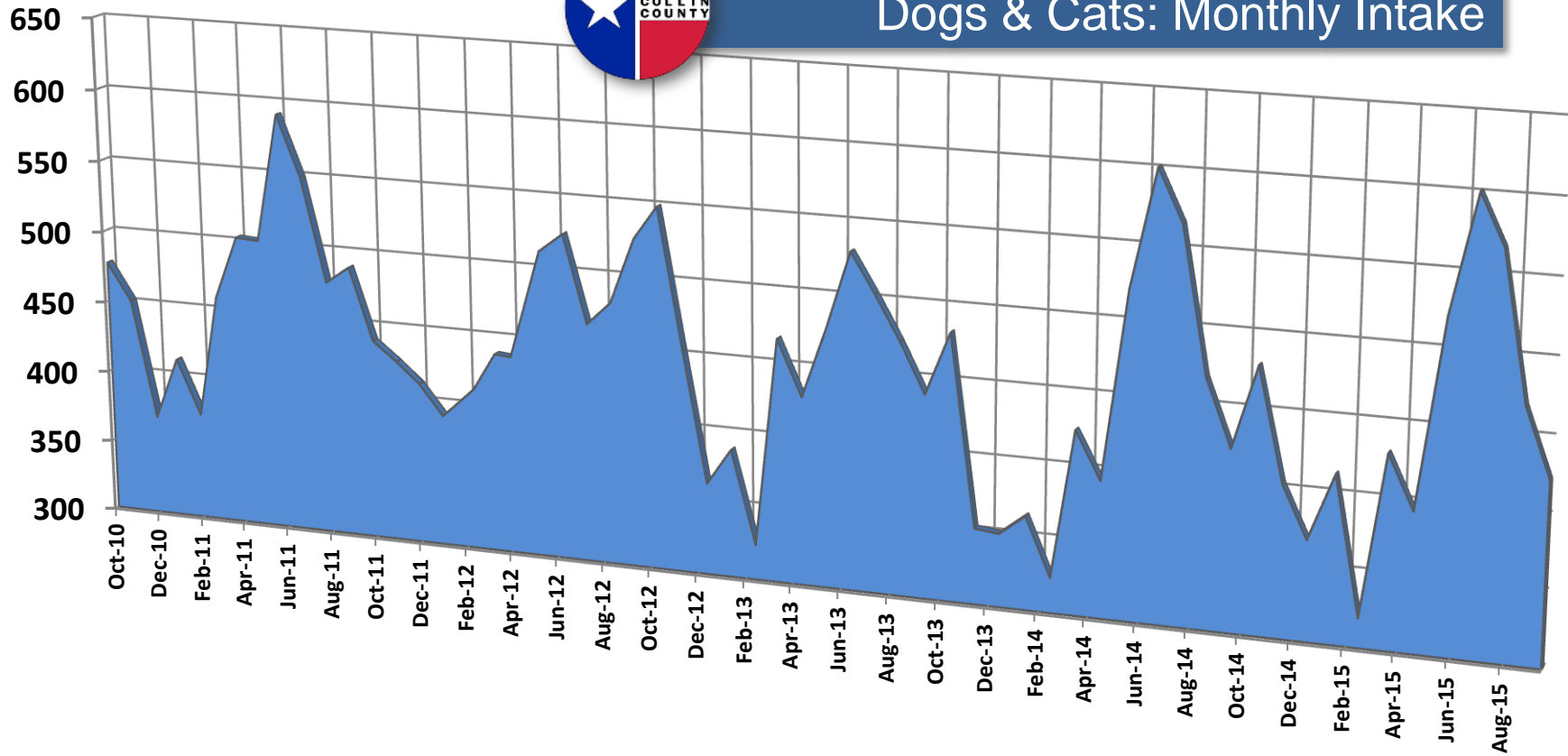


Euthanizations of Adoptable Dogs & Cats





Dogs & Cats: Monthly Intake



	Oct-10	Nov-10	Dec-10	Jan-11	Feb-11	Mar-11	Apr-11
FY2011							
Intake							
Dogs	345	281	290	312	266	355	381
Cats	132	170	79	100	108	104	122
All Others	50	30	18	19	16	38	39
Total	527	481	387	431	390	497	542
Dog & Cats Only	477	451	369	412	374	459	503
Intake Rate Chg		-5.5%	-18.2%	11.7%	-9.2%	22.7%	9.6%
Owner Relinquish	54	68	64	87	75	77	98
Pct. Owner Relinquish	11%	15%	17%	21%	20%	17%	19%
Stray Impound	409	374	300	317	289	373	379
Other	14	9	5	8	10	9	26
Outgoing	Oct-10	Nov-10	Dec-10	Jan-11	Feb-11	Mar-11	Apr-11
Owner-Reclaimed	101	115	69	102	66	104	121
Redeemed Rate	21%	25%	19%	25%	18%	23%	24%
Adopted/Fostered	52	51	67	56	35	53	43
Adopt Rate	11%	11%	18%	14%	9%	12%	9%
Rescues	223	221	189	194	186	270	251
	47%	49%	51%	47%	50%	59%	50%
Total Out	488	505	386	417	354	505	485
Total EU (dogs/cats)	112	118	61	65	67	78	70
Unadoptables*	51	41	6	14	32	51	58
Adoptables	61	77	55	51	35	27	12
EU Rate	23%	26%	17%	16%	18%	17%	14%
Adoptables EU'd*	12.8%	17.1%	14.9%	12.4%	9.4%	5.9%	2.4%

We calculate two sets of Euthanisa (EU) stats: 1 ALL EU's, regardless of reason; "Adoptables" are animals EU's that could have been adopted but were EU'd to make room for more animals coming in. The Total EU are those that are EU'd due to aggression, sickness, injury, court order, rabies, etc. -- they cannot be adopted out.

May-11	Jun-11	Jul-11	Aug-11	Sep-11	Oct-11	Nov-11	Dec-11	Jan-12
FY2012								
326	338	365	345	326	303	307	323	311
176	204	184	132	163	136	119	89	80
56	96	99	54	48	43	64	12	21
558	638	648	531	537	482	490	424	412
502	591	549	477	489	439	426	412	391
-0.2%	17.7%	-7.1%	-13.1%	2.5%	-10.2%	-3.0%	-3.3%	-5.1%
65	110	43	54	55	87	47	29	67
13%	19%	8%	11%	11%	20%	11%	7%	17%
423	464	503	422	391	347	328	370	318
14	17	3	1	43	5	51	13	6
May-11	Jun-11	Jul-11	Aug-11	Sep-11	Oct-11	Nov-11	Dec-11	Jan-12
120	82	86	92	107	94	91	94	97
24%	14%	16%	19%	22%	21%	21%	23%	25%
51	44	12	0	56	96	106	90	108
10%	7%	2%	0%	11%	22%	25%	22%	28%
271	336	342	298	254	190	232	200	172
54%	57%	62%	62%	52%	43%	54%	49%	44%
587	585	553	492	455	473	484	417	398
145	123	113	102	38	93	55	33	21
102	54	49	57	26	45	21	25	20
43	69	64	45	12	48	34	8	1
29%	21%	21%	21%	8%	21%	13%	8%	5%
8.6%	11.7%	11.7%	9.4%	2.5%	10.9%	8.0%	1.9%	0.3%

Feb-12	Mar-12	Apr-12	May-12	Jun-12	Jul-12	Aug-12	Sep-12	Oct-12
FY2013								
314	346	299	312	312	299	286	345	344
98	92	138	209	213	166	195	181	205
81	48	61	49	37	22	66	76	90
493	486	498	570	562	487	547	602	639
412	438	437	512	525	465	481	526	549
5.4%	6.3%	-0.2%	17.2%	2.5%	-11.4%	3.4%	9.4%	4.4%
34	97	67	38	58	83	50	84	64
8%	22%	15%	7%	11%	18%	10%	16%	12%
341	337	367	469	483	371	420	415	468
7	2	3	63	42	11	11	27	17
Feb-12	Mar-12	Apr-12	May-12	Jun-12	Jul-12	Aug-12	Sep-12	Oct-12
79	78	90	128	73	96	87	105	100
19%	18%	21%	25%	14%	21%	18%	20%	18%
111	120	97	157	131	201	132	197	142
27%	27%	22%	31%	25%	43%	27.4%	37.5%	25.9%
192	215	239	196	256	150	236	183	204
47%	49%	55%	38%	49%	32%	49.1%	34.8%	37.2%
402	430	455	504	521	507	489	532	527
20	17	29	23	61	60	34	47	81
18	15	26	16	31	58	33	47	77
2	2	3	7	30	2	1	0	4
5%	4%	7%	4%	12%	13%	7.1%	8.9%	14.8%
0.5%	0.5%	0.7%	1.4%	5.7%	0.4%	0.2%	0.0%	0.7%

Aug-13	Sep-13	Oct-13	Nov-13	Dec-13	Jan-14	Feb-14	Mar-14	Apr-14
292	294	295	223	277	266	243	322	277
181	145	187	129	73	98	81	103	116
85	80	64	44	69	34	78	59	81
558	519	546	396	419	398	402	484	474
473	439	482	352	350	364	324	425	393
-6.0%	-7.2%	9.8%	-27.0%	-0.6%	4.0%	-11.0%	31.2%	-7.5%
69	66	61	73	38	77	69	125	101
15%	15%	13%	21%	11%	21%	21%	29%	26%
392	359	412	275	306	277	253	286	275
11	15	9	4	7	9	2	14	11
Aug-13	Sep-13	Oct-14	Nov-14	Dec-14	Jan-14	Feb-14	Mar-14	Apr-14
83	77	94	58	86	83	52	88	82
18%	18%	20%	16%	25%	23%	16%	21%	21%
212	225	224	209	209	262	190	204	199
44.8%	51.3%	46.5%	59.4%	59.7%	72.0%	58.6%	48.0%	50.6%
101	78	130	72	67	50	55	89	62
21.4%	17.8%	27.0%	20.5%	19.1%	13.7%	17.0%	20.9%	15.8%
454	429	533	403	380	414	327	414	398
58	49	85	64	18	19	30	33	55
57	49	85	62	18	19	30	33	55
1	0	0	2	0	0	0	0	0
12.3%	11.2%	17.6%	18.2%	5.1%	5.2%	9.3%	7.8%	14.0%
0.2%	0.0%	0.0%	0.6%	0.0%	0.0%	0.0%	0.0%	0.0%

Feb-15	Mar-15	Apr-15	May-15	Jun-15	Jul-15	Aug-15	Sep-15	
231	322	289	303	338	366	305	269	
89	108	105	218	263	201	164	154	
38	53	39	38	57	49	35	85	
358	483	433	559	658	616	504	508	5919
320	430	394	521	601	567	469	423	
-22.5%	34.4%	-8.4%	32.2%	15.4%	-5.7%	-17.3%	-9.8%	
91	129	88	106	131	116	87	87	
28%	30%	22%	20%	22%	20%	19%	21%	
220	285	290	402	449	437	359	323	
21	36	15	10	15	8	15	28	
Feb-15	Mar-15	Apr-15	May-15	Jun-15	Jul-15	Aug-15	Sep-15	
76	75	102	99	77	96	90	73	
24%	17%	26%	19%	13%	17%	19%	17%	
144	183	171	217	275	282	355	200	
45.0%	42.6%	43.4%	41.7%	45.8%	49.7%	75.7%	47.3%	
64	106	76	99	115	98	45	87	
20.0%	24.7%	19.3%	19.0%	19.1%	17.3%	9.6%	20.6%	
331	437	393	502	557	548	555	445	
47	73	44	87	90	72	65	85	
47	73	44	87	87	72	65	85	
0	0	0	0	3	0	0	0	
14.7%	17.0%	11.2%	16.7%	15.0%	12.7%	13.9%	20.1%	
0.0%	0.0%	0.0%	0.0%	0.5%	0.0%	0.0%	0.0%	



18,530

8,598

3,076

36,123



-



27,168

4,781

21,538

946



5,390



9,882

22


8,910

19

27,692



3,510



2,810



699

Monthly Shelter Intake



Dogs

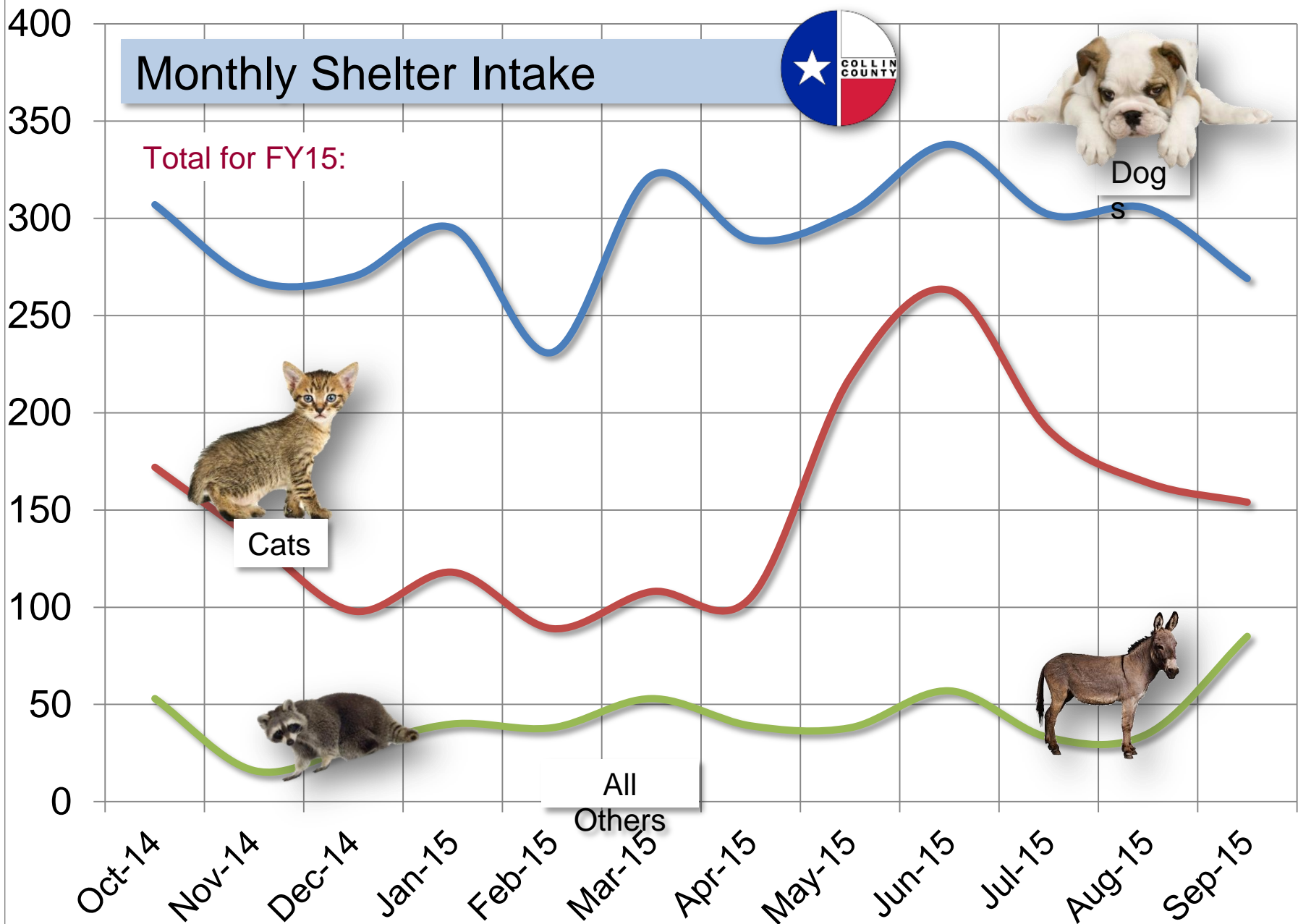

Total for FY15:

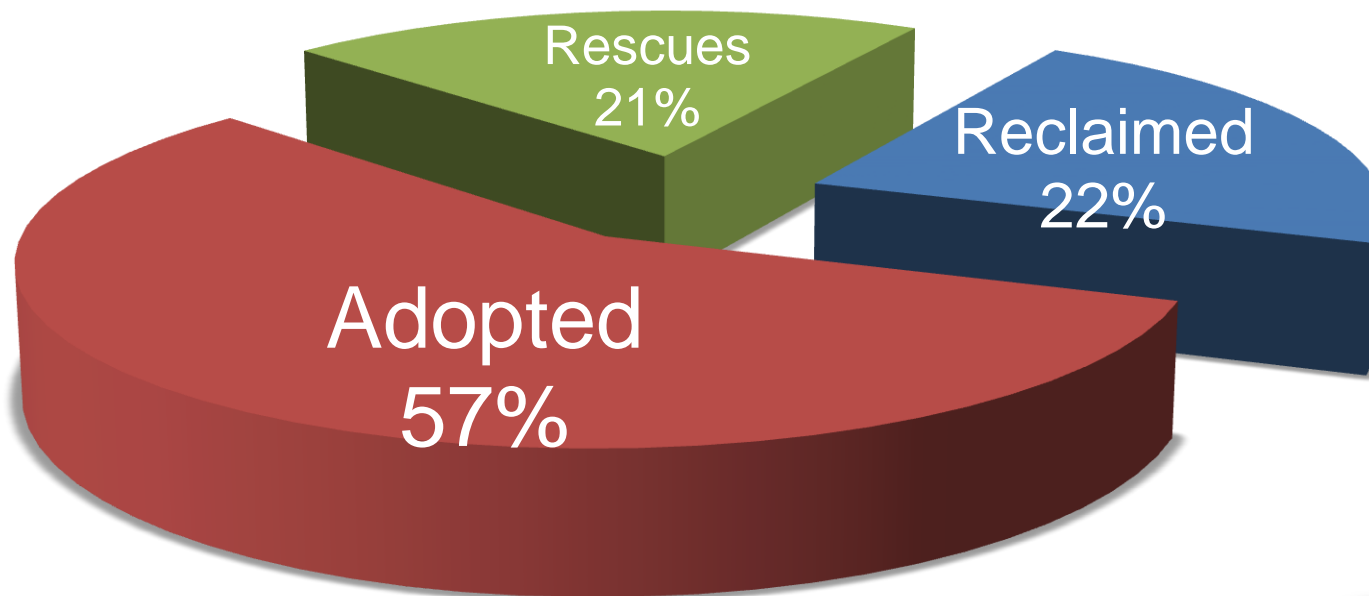


Cats



All Others





Dogs & Cats: Outgoing



	Oct-14	Nov-14	Dec-14	Jan-15	Feb-15	Mar-15	Apr-15
Intake							
Dogs	307	268	270	295	231	322	289
Cats	172	135	98	118	89	108	105
All Others	53	16	28	40	38	53	39
Total	532	419	396	453	358	483	433
Dog & Cats Only	479	403	368	413	320	430	394
Intake Rate Chg	#VALUE!	-15.9%	-8.7%	12.2%	-22.5%	34.4%	-8.4%
Owner Relinquish	103	65	95	114	91	127	88
Pct. Owner Relinquish	22%	16%	26%	28%	28%	30%	22%
Stray Impound	358	329	260	282	220	285	290
Other	16	9	20	21	21	36	15
Outgoing							
Owner-Reclaimed	93	98	74	77	76	75	102
Redeemed Rate	19%	24%	20%	19%	24%	17%	26%
Adopted/Fostered	232	196	216	168	144	183	171
Adopt Rate	48.4%	48.6%	58.7%	40.7%	45.0%	42.6%	43.4%
Rescues	75	81	63	83	64	106	76
	15.7%	20.1%	17.1%	20.1%	20.0%	24.7%	19.3%
Total Out	462	437	406	371	331	437	393
Total EU (dogs/cats)	62	62	53	43	47	73	44
Unadoptables*	62	62	53	43	47	73	44
Adoptables	0	0	0	0	0	0	0
EU Rate	12.9%	15.4%	14.4%	10.4%	14.7%	17.0%	11.2%
Adoptables EU'd*	0.0%	0.0%	0.0%	0.0%	0.0%	0.0%	0.0%

We calculate two sets of Euthanisa (EU) stats: 1 ALL EU's, regardless of reason; "Adoptables" are animals EU's that could have been adopted but were EU'd to make room for more animals coming in. The Total EU are those that are EU'd due to aggression, sickness, injury, court order, rabies, etc. -- they cannot be adopted out.

May-15	Jun-15	Jul-15	Aug-15	Sep-15	Totals
303	338	302	305	269	3,499
218	263	191	164	154	1,815
38	57	33	35	85	515
559	658	526	504	508	5,829
521	601	493	469	423	5,314
32.2%	15.4%	-18.0%	-4.9%	-9.8%	
106	131	85	87	87	1,179
20%	22%	17%	19%	21%	
402	449	386	359	323	3,943
10	15	8	15	28	214
May-15	Jun-15	Jul-15	Aug-15	Sep-15	Totals
99	77	81	90	73	1,015
19%	13%	16%	19%	17%	
217	275	256	355	200	2,613
41.7%	45.8%	51.9%	75.7%	47.3%	
99	115	69	45	87	963
19.0%	19.1%	14.0%	9.6%	20.6%	
502	557	478	555	445	5,374
87	90	72	65	85	783
87	87	72	65	85	780
0	3	0	0	0	3
16.7%	15.0%	14.6%	13.9%	20.1%	
0.0%	0.5%	0.0%	0.0%	0.0%	

	Oct-13	Nov-13	Dec-13	Jan-14	Feb-14	Mar-14	Apr-14
Intake							
Dogs	295	223	277	266	243	322	277
Cats	187	129	73	98	81	103	116
All Others	64	44	69	34	78	59	81
Total	546	396	419	398	402	484	474
Dog & Cats Only	482	352	350	364	324	425	393
Intake Rate Chg	#VALUE!	-27.0%	-0.6%	4.0%	-11.0%	31.2%	-7.5%
Owner Relinquish	61	73	38	77	69	125	101
Pct. Owner Relinquish	13%	21%	11%	21%	21%	29%	26%
Stray Impound	412	275	306	277	253	286	275
Other	9	4	7	9	2	14	11
Outgoing							
Owner-Reclaimed	94	58	86	83	52	88	82
Redeemed Rate	20%	16%	25%	23%	16%	21%	21%
Adopted/Fostered	224	209	209	262	190	204	199
Adopt Rate	46.5%	59.4%	59.7%	72.0%	58.6%	48.0%	50.6%
Rescues	130	72	67	50	55	89	62
	27.0%	20.5%	19.1%	13.7%	17.0%	20.9%	15.8%
Total Out	533	403	380	414	327	414	398
Total EU (dogs/cats)	85	64	18	19	30	33	55
Unadoptables*	85	62	18	19	30	33	55
Adoptables	0	2	0	0	0	0	0
EU Rate	17.6%	18.2%	5.1%	5.2%	9.3%	7.8%	14.0%
Adoptables EU'd*	0.0%	0.6%	0.0%	0.0%	0.0%	0.0%	0.0%

We calculate two sets of Euthanisa (EU) stats: 1 ALL EU's, regardless of reason; "Adoptables" are animals EU's that could have been adopted but were EU'd to make room for more animals coming in. The Total EU are those that are EU'd due to aggression, sickness, injury, court order, rabies, etc. -- they cannot be adopted out.

May-14	Jun-14	Jul-14	Aug-14	Sep-14	Totals
347	338	366	304	269	3,527
174	263	200	164	154	1,742
44	56	49	35	85	698
565	657	615	503	508	5,967
521	601	566	468	423	5,269
32.6%	15.4%	-5.8%	-17.3%	-9.6%	
89	131	116	87	87	1,054
17%	22%	20%	19%	21%	
420	449	436	358	323	4,070
12	19	14	22	13	136
					5,260
May-14	Jun-14	Jul-14	Aug-14	Sep-14	
153	77	96	90	73	1,032
29%	13%	17%	19%	17%	
196	275	282	355	200	2,805
37.6%	45.8%	49.8%	75.9%	47.3%	
153	95	98	42	137	1,050
29.4%	15.8%	17.3%	9.0%	32.4%	
541	524	590	530	447	5,501
39	77	114	43	37	614
39	77	114	43	37	612
0	0	0	0	0	2
7.5%	12.8%	20.1%	9.2%	8.7%	11.7%
0.0%	0.0%	0.0%	0.0%	0.0%	0.0%

	Oct-12	Nov-12	Dec-12	Jan-13	Feb-13	Mar-13	Apr-13
FY2013							
Intake							
Dogs	344	322	275	312	251	337	310
Cats	205	131	88	76	73	130	119
All Others	90	24	68	54	81	45	55
Total	639	477	431	442	405	512	484
Dog & Cats Only	549	453	363	388	324	467	429
Intake Rate Chg	#VALUE!	-17.5%	-19.9%	6.9%	-16.5%	44.1%	-8.1%
Owner Relinquish	64	73	52	66	59	97	99
Pct. Owner Relinquish	12%	16%	14%	17%	18%	21%	23%
Stray Impound	468	366	300	311	246	340	301
Other	17	14	11	4	19	30	29
Outgoing							
Owner-Reclaimed	100	90	89	83	77	107	83
Redeemed Rate	18%	20%	25%	21%	24%	23%	19%
Adopted/Fostered	142	232	193	159	177	200	173
Adopt Rate	25.9%	51.2%	53.2%	41.0%	54.6%	42.8%	40.3%
Rescues	204	109	82	126	64	98	144
	37.2%	24.1%	22.6%	32.5%	19.8%	21.0%	33.6%
Total Out	527	477	401	386	342	429	441
Total EU (dogs/cats)	81	46	37	18	24	24	41
Unadoptables*	77	46	37	18	24	23	41
Adoptables	4	0	0	0	0	0	0
EU Rate	14.8%	10.2%	10.2%	4.6%	7.4%	5.1%	9.6%
Adoptables EU'd*	0.7%	0.0%	0.0%	0.0%	0.0%	0.0%	0.0%

We calculate two sets of Euthanisa (EU) stats: 1 ALL EU's, regardless of reason; "Adoptables" are animals EU's that could have been adopted but were EU'd to make room for more animals coming in. The Total EU are those that are EU'd due to aggression, sickness, injury, court order, rabies, etc. -- they cannot be adopted out.

May-13	Jun-13	Jul-13	Aug-13	Sep-13	
319	323	374	292	294	3,753
157	207	129	181	145	1,641
46	38	38	85	80	704
522	568	541	558	519	6,098
476	530	503	473	439	5,394
11.0%	11.3%	-5.1%	-6.0%	-7.2%	
106	98	75	69	66	924
22%	18%	15%	15%	15%	17%
351	419	411	392	359	4,264
16	13	17	11	15	196
					5,384
May-13	Jun-13	Jul-13	Aug-13	Sep-13	
95	63	104	83	77	1,051
20%	12%	21%	18%	18%	20%
187	228	244	212	225	2,372
39.3%	43.0%	48.5%	44.8%	51.3%	45%
127	110	129	101	78	1,372
26.7%	20.8%	25.6%	21.4%	17.8%	25%
448	475	514	454	429	5,323
39	74	37	58	49	528
39	74	37	57	49	522
0	0	0	1	0	5
8.2%	14.0%	7.4%	12.3%	11.2%	9.8%
0.0%	0.0%	0.0%	0.2%	0.0%	0.1%

	Oct-11	Nov-11	Dec-11	Jan-12	Feb-12	Mar-12	Apr-12
FY2012							
Intake							
Dogs	303	307	323	311	314	346	299
Cats	136	119	89	80	98	92	138
All Others	43	64	12	21	81	48	61
Total	482	490	424	412	493	486	498
Dog & Cats Only	439	426	412	391	412	438	437
Intake Rate Chg	#VALUE!	-3.0%	-3.3%	-5.1%	5.4%	6.3%	-0.2%
Owner Relinquish	87	47	29	67	34	97	67
Pct. Owner Relinquish	20%	11%	7%	17%	8%	22%	15%
Stray Impound	347	328	370	318	341	337	367
Other	5	51	13	6	7	2	3
Outgoing	Oct-11	Nov-11	Dec-11	Jan-12	Feb-12	Mar-12	Apr-12
Owner-Reclaimed	94	91	94	97	79	78	90
Redeemed Rate	21%	21%	23%	25%	19%	18%	21%
Adopted/Fostered	96	106	90	108	111	120	97
Adopt Rate	22%	25%	22%	28%	27%	27%	22%
Rescues	190	232	200	172	192	215	239
	43%	54%	49%	44%	47%	49%	55%
Total Out	473	484	417	398	402	430	455
Total EU (dogs/cats)	93	55	33	21	20	17	29
Unadoptables*	45	21	25	20	18	15	26
Adoptables	48	34	8	1	2	2	3
EU Rate	21%	13%	8%	5%	5%	4%	7%
Adoptables EU'd*	10.9%	8.0%	1.9%	0.3%	0.5%	0.5%	0.7%

We calculate two sets of Euthanisa (EU) stats: 1 ALL EU's, regardless of reason; "Adoptables" are animals EU's that could have been adopted but were EU'd to make room for more animals coming in. The Total EU are those that are EU'd due to aggression, sickness, injury, court order, rabies, etc. -- they cannot be adopted out.

May-12	Jun-12	Jul-12	Aug-12	Sep-12	
312	312	299	286	345	3,757
209	213	166	195	181	1,716
49	37	22	66	76	580
570	562	487	547	602	6,053
512	525	465	481	526	5,464
17.2%	2.5%	-11.4%	3.4%	9.4%	
38	58	83	50	84	741
7%	11%	18%	10%	16%	14%
469	483	371	420	415	4,566
63	42	11	11	27	241
					5,548
May-12	Jun-12	Jul-12	Aug-12	Sep-12	
128	73	96	87	105	1,112
25%	14%	21%	18%	20%	20.5%
157	131	201	132	197	1,546
31%	25%	43%	27.4%	37.5%	28%
196	256	150	236	183	2,461
38%	49%	32%	49.1%	34.8%	45%
504	521	507	489	532	5,120
23	61	60	34	47	493
16	31	58	33	47	355
7	30	2	1	0	138
4%	12%	13%	7.1%	8.9%	9.0%
1.4%	5.7%	0.4%	0.2%	0.0%	2.5%

	Oct-10	Nov-10	Dec-10	Jan-11	Feb-11	Mar-11	Apr-11
FY2011							
Intake							
Dogs	345	281	290	312	266	355	381
Cats	132	170	79	100	108	104	122
All Others	50	30	18	19	16	38	39
Total	527	481	387	431	390	497	542
Dog & Cats Only	477	451	369	412	374	459	503
Intake Rate Chg		-5.5%	-18.2%	11.7%	-9.2%	22.7%	9.6%
Owner Relinquish	54	68	64	87	75	77	98
Pct. Owner Relinquish	11.3%	15.1%	17.3%	21.1%	20.1%	16.8%	19.5%
Stray Impound	409	374	300	317	289	373	379
Other	14	9	5	8	10	9	26
Outgoing	Oct-10	Nov-10	Dec-10	Jan-11	Feb-11	Mar-11	Apr-11
Owner-Reclaimed	101	115	69	102	66	104	121
Redeemed Rate	21.2%	25.5%	18.7%	24.8%	17.6%	22.7%	24.1%
Adopted/Fostered	52	51	67	56	35	53	43
Adopt Rate	11%	11%	18%	14%	9%	12%	9%
Rescues	223	221	189	194	186	270	251
	46.8%	49.0%	51.2%	47.1%	49.7%	58.8%	49.9%
Total Out	488	505	386	417	354	505	485
Total EU (dogs/cats)	112	118	61	65	67	78	70
Unadoptables*	51	41	6	14	32	51	58
Adoptables	61	77	55	51	35	27	12
EU Rate	23%	26%	17%	16%	18%	17%	14%
Adoptables EU'd*	12.8%	17.1%	14.9%	12.4%	9.4%	5.9%	2.4%

We calculate two sets of Euthanisa (EU) stats: 1 ALL EU's, regardless of reason; "Adoptables" are animals EU's that could have been adopted but were EU'd to make room for more animals coming in. The Total EU are those that are EU'd due to aggression, sickness, injury, court order, rabies, etc. -- they cannot be adopted out.

May-11	Jun-11	Jul-11	Aug-11	Sep-11		
326	338	365	345	326	3,930	63.7%
176	204	184	132	163	1,674	27.1%
56	96	99	54	48	563	9.1%
558	638	648	531	537	6,167	100%
502	591	549	477	489	5,653	
-0.2%	17.7%	-7.1%	-13.1%	2.5%		
65	110	43	54	55	850	
12.9%	18.6%	7.8%	11.3%	11.2%	15.3%	
423	464	503	422	391	4,644	
14	17	3	1	43	159	
May-11	Jun-11	Jul-11	Aug-11	Sep-11		
120	82	86	92	107	1,165	
23.9%	13.9%	15.7%	19.3%	21.9%	20.8%	
51	44	12	0	56	520	
10%	7%	2%	0%	11%	9.6%	
271	336	342	298	254	3,035	
54.0%	56.9%	62.3%	62.5%	51.9%	53.3%	
587	585	553	492	455	5,812	
145	123	113	102	38	1,092	
102	54	49	57	26	541	
43	69	64	45	12	551	
29%	21%	21%	21%	8%	19%	
8.6%	11.7%	11.7%	9.4%	2.5%	9.7%	