


LANDSCAPE TABULATIONS:

LOT AREA:	261,878sf (6.01ac)
LANDSCAPE AREA REQUIRED:	26,188sf (10%)
LANDSCAPE AREA PROVIDED:	110,381sf (42.1%) (Not Including Area Courtyard)
LANDSCAPE BED AREA:	1,591sf
RESIDENTIAL BUFFER (North):	
REQUIRED:	10'
PROVIDED:	10'
TREES REQUIRED:	15 (1/40ft)
TREES PROVIDED:	15
PARKING LOT TREES:	
REQUIRED:	10 (1/10 spaces)
PROVIDED:	22

- NOTES:**
1. ALL CANOPY TREES TO BE MIN. 4" CALIPER AND AND 12' TALL AT PLANTING.
 2. ALL ORNAMENTAL TREES TO BE MIN. 3" CAL AND 8' TALL AT PLANTING.
 3. MINIMUM SHRUB SIZE SHALL BE 3 GALLON FOR SHRUBS UP TO 36" IN HEIGHT AT INSTALLATION AND 5 GALLON FOR TALLER SHRUBS.
 4. ALL REQUIRED LANDSCAPE AREAS SHALL BE PROVIDED WITH AN AUTOMATIC IRRIGATION SYSTEM WITH RAIN AND FREEZE SENSORS AND ET WEATHER BASED CONTROLLERS.

No.	Date	Revision Description

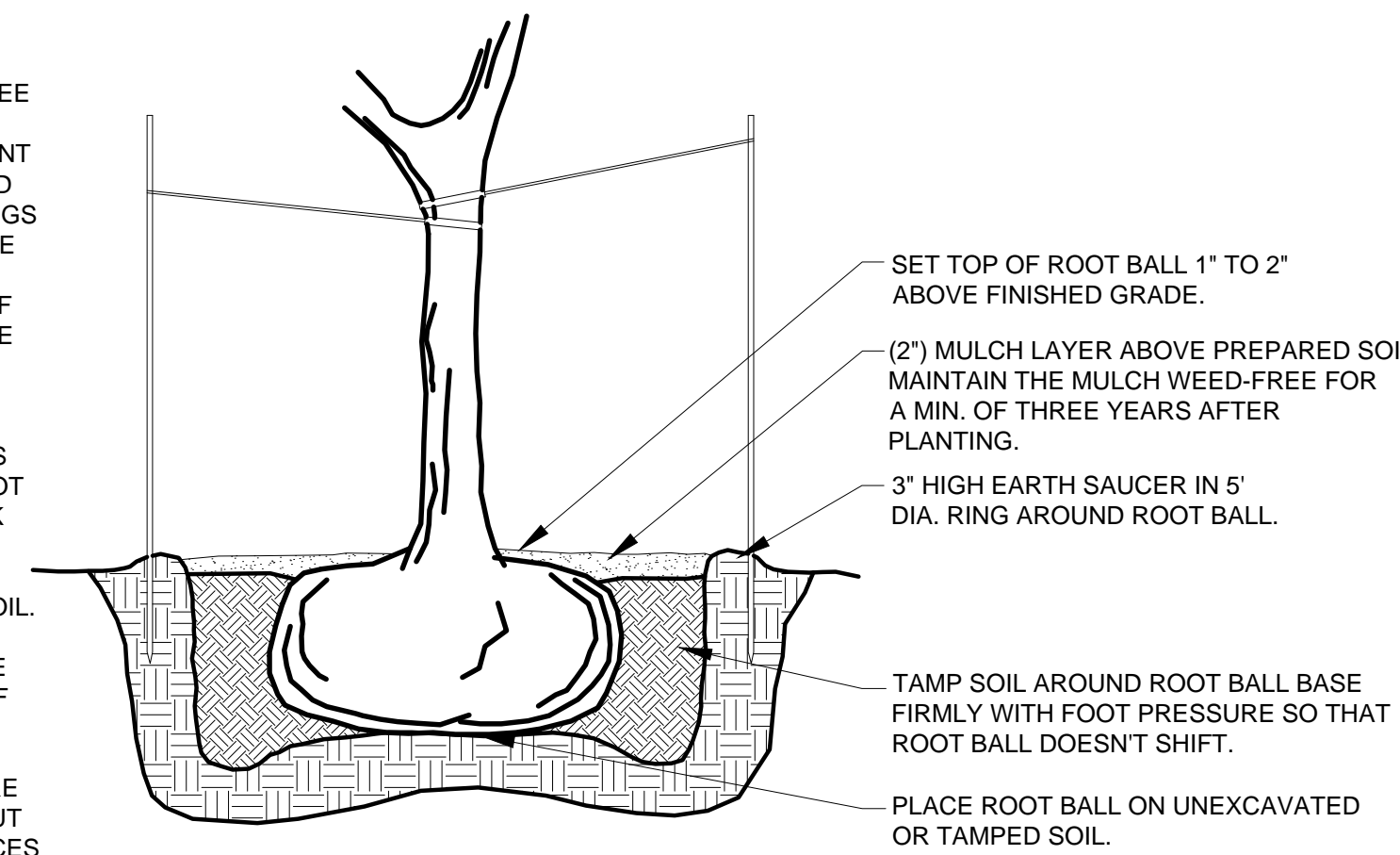


GENERAL NOTES:

1. Locate all utilities prior to digging. Contractor shall be responsible for all damage incurred by his/her work.
2. Contractor shall advise the Owner of Landscape Architect of any condition found on site which prohibits installation as shown on these plans.
3. If a discrepancy between drawings and plant schedule is found, the drawings shall take precedent over the plant schedule.
4. Plant material shall comply with all sizing and grading standards of the latest edition of 'American Standard for Nursery Stock.'
5. Contractor shall stake out tree locations and bed configuration for approval by Owner prior to installation.
6. Substitutions shall not be made without prior written authorization from the Owner or Landscape Architect.
7. All disturbed areas not indicated as planting beds shall be sodded or seeded by Contractor to provide an established turf area.
8. Contractor shall remove reasonable amount of stones, dead roots, detritus and other undesirable material from existing soil.
9. If rocks are encountered, remove to a depth of 3" and add 3" of friable fertile topsoil to all sodded areas. Contractor to ensure that site is graded according to the Engineer's grading plan.
10. Lawn areas shall have 3" minimum friable topsoil and be treated with fertilizer applied at a rate of 20 pounds per 1,000 square feet.
11. Soil preparation for planting beds shall be as follows:
 - 3" of organic compost
 - 20 pounds of organic fertilizer / 1,000 sf of bed area
 - Till bed to a depth of 6" to 8"
 - Check soil acidity. Soil acidity should range from 5.0 to 7.0 pH. Regulate if necessary.
12. All plant beds shall be top dressed with a minimum 2" of shredded wood mulch.
13. Provide steel edge between all plant beds and lawn areas unless indicated differently on plans.
14. Tree planting pits shall be cleared of undesirable material and backfilled with prepared top soil. Place 1" of compost and 3" of shredded hardwood mulch on top of root ball.
15. The Contractor will be held liable for any damage caused to trees due to improper staking methods, including absence of staking throughout the warranty period.
16. Trees shall be planted at least 2.5 feet from any right-of-way line, curb, walk or fire hydrant, and outside all utility easements.
17. Trees shall be planted at least 8 feet from any public utility line where possible. In the event this is not possible, Contractor shall install a root barrier, per the detail(s) noted on this sheet.
18. Trees overhanging walks and parking areas shall have a clear trunk height of 7 feet from finish surface grade.
19. Contractor shall warranty plant material to remain alive and healthy for a period of one year after the final acceptance. All plant material shall be maintained in a healthy condition in accordance with the season. Dead, damaged or destroyed plant material shall be replaced in kind within thirty days. Warranty shall not include damage for loss of plant material due to natural causes, acts of vandalism or negligence on the part of the owner.
20. Landscape areas shall be kept free of trash, litter and weeds.
21. An automatic irrigation system shall be provided to maintain all landscape areas. Overspray on streets is prohibited.

NOTES:

1. DO NOT HEAVILY PRUNE THE TREE AT PLANTING. PRUNE ONLY CROSSOVER LIMBS, CO-DOMINANT LEADERS, AND BROKEN OR DEAD BRANCHES. SOME INTERIOR TWIGS AND LATERAL BRANCHES MAY BE PRUNED; HOWEVER, DO NOT REMOVE THE TERMINAL BUDS OF BRANCHES THAT EXTEND TO THE EDGE OF THE CROWN.
2. EACH TREE MUST BE PLANTED SUCH THAT THE TRUNK FLARE IS VISIBLE AT THE TOP OF THE ROOT BALL. TREES WHERE THE TRUNK FLARE IS NOT VISIBLE SHALL BE REJECTED. DO NOT COVER THE TOP OF THE ROOT BALL WITH SOIL.
3. REMOVE ALL TWINE, ROPE, WIRE AND BURLAP FROM TOP HALF OF ROOT BALL.
4. IF PLANT IS SHIPPED WITH A WIRE BASKET AROUND ROOT BALL, CUT THE WIRE BASKET IN FOUR PLACES AND FOLD DOWN 8" INTO PLANTING HOLE.

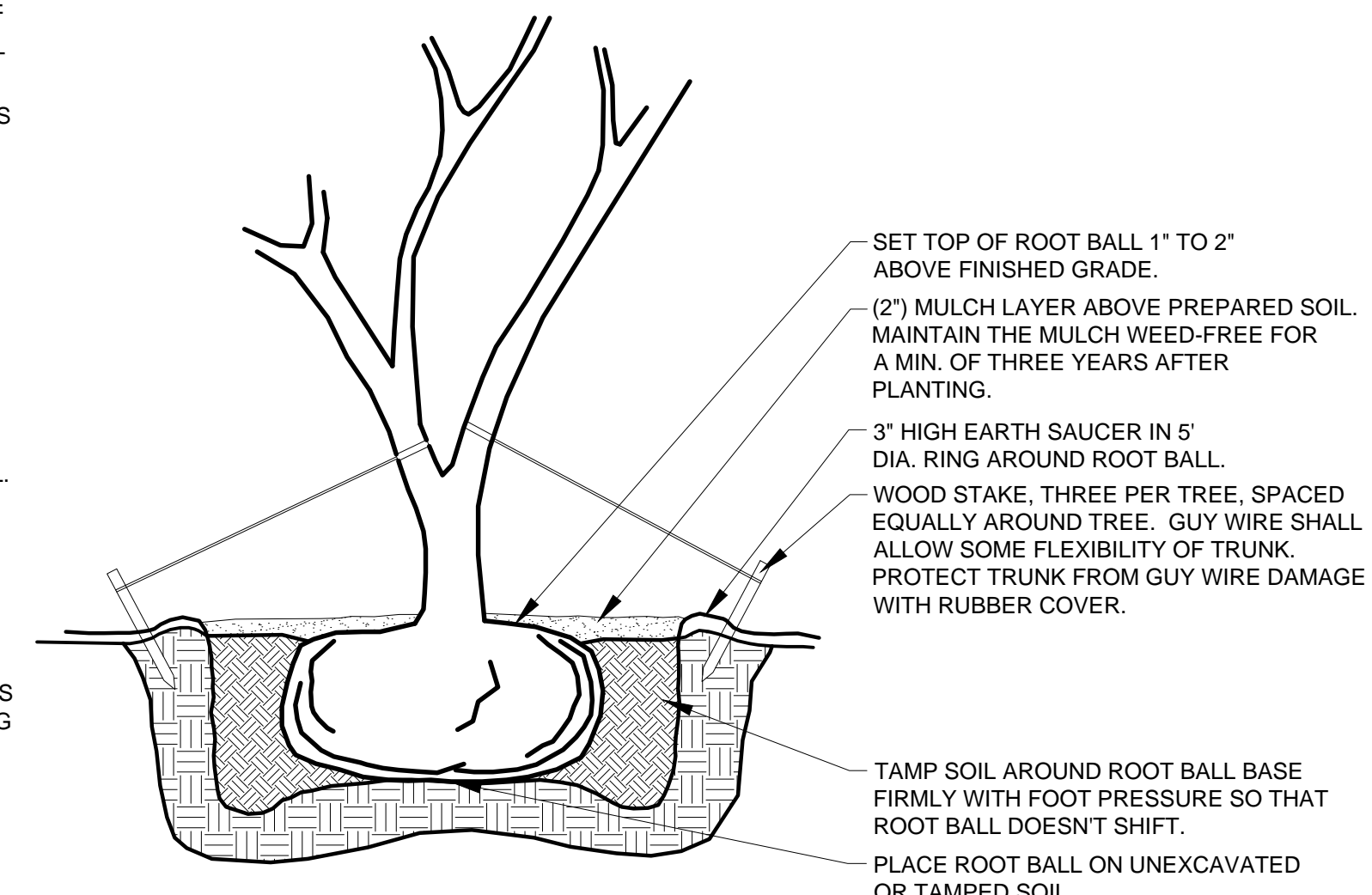


A TREE PLANTING DETAIL

NOT TO SCALE

NOTES:

1. DO NOT HEAVILY PRUNE THE TREE AT PLANTING. PRUNE ONLY CROSSOVER LIMBS, CO-DOMINANT LEADERS, AND BROKEN OR DEAD BRANCHES. SOME INTERIOR TWIGS AND LATERAL BRANCHES MAY BE PRUNED; HOWEVER, DO NOT REMOVE THE TERMINAL BUDS OF BRANCHES THAT EXTEND TO THE EDGE OF THE CROWN.
2. EACH TREE MUST BE PLANTED SUCH THAT THE TRUNK FLARE IS VISIBLE AT THE TOP OF THE ROOT BALL. TREES WHERE THE TRUNK FLARE IS NOT VISIBLE SHALL BE REJECTED. DO NOT COVER THE TOP OF THE ROOT BALL WITH SOIL.
3. REMOVE ALL TWINE, ROPE, WIRE AND BURLAP FROM TOP HALF OF ROOT BALL.
4. IF PLANT IS SHIPPED WITH A WIRE BASKET AROUND ROOT BALL, CUT THE WIRE BASKET IN FOUR PLACES AND FOLD DOWN 8" INTO PLANTING HOLE.



B SHRUB PLANTING DETAIL

NOT TO SCALE

C MULTI-TRUNK TREE PLANTING DETAIL

NOT TO SCALE

PLANT LIST AND SPECIFICATIONS:

QUANTITY	SYMBOL	BOTANICAL NAME	COMMON NAME	SPECIFICATION
TREES				
22	QV	Quercus virginiana	Live Oak	4" cal., 12' min. height
10	QS	Quercus shumardii	Red Oak	4" cal., 12' min. height
28	PC	Pistacia chinensis	Chinese Pistache	4" cal., 12' min. height
4	CC	Cercis canadensis	Red Bud	3" cal., 8'-10' height
3	IV	Ilex vomitoria	Yaupon	3" cal., 8' ht.; Full, Matched
5	LI	Lagerstroemia indica	Crape Myrtle	3" cal., 8' ht.; Full, Matched
SHRUBS				
12	AG	Abelia x grandiflora 'Compacta'	Compact Abelia	3 gal., 24" min. ht., 30" O.C.
54	IC	Ilex comuta 'Burfordii'	Dwarf Burford Holly	3 gal., 24" min. ht., 30" O.C.
38	ML	Muhlenbergia lindheimeri	Lindheimer's Muhly	3 gal., 24" min. ht., 30" O.C.
10	LF	Leucophyllum frutescens	Texas Sage	3 gal., 24"-30" ht., 30" O.C.
10	ND	Nandina domestica	Heavenly Bamboo	3 gal., 18"-24" ht., 30" O.C.
25	BS	Berberis species	Barberry	3 gal., 18"-24" ht., 30" O.C.
11	IA	Ilex attenuata 'Fosteri'	Foster's Holly	6 gal., 36" min. ht., 36" O.C.
GROUND COVER				
165	LM	Liriope muscari 'Big Blue'	Liriope	1 gal., 18" O.C., triangular spacing
365	TA	Trachelospermum asiaticum	Asian Jasmine	6" pots, 12" O.C., triangular spacing
205	ANN	Annual Color	Annual Color	4" pots, 12" O.C., triangular spacing
Per Plan	LAWN	Cynodon dactylon	Common Bermuda	Hydroseed at a rate of 2 lbs/1,000 sf

No.	Date	Revision Description



8-7-2022