

Fiscal Year 2013-14 Budget First Public Hearing

September 3, 2013





GENERAL FUND

FY 2013-14 General Fund Total

Revenues

- \$100,774,762

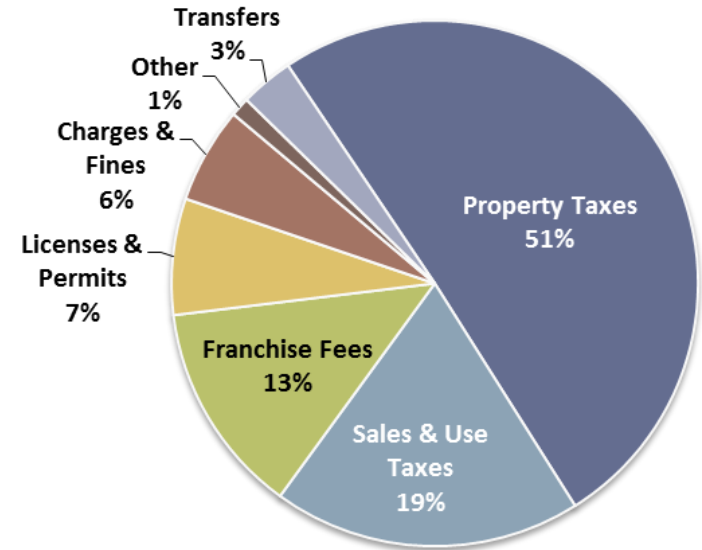
Expenditures

- \$100,774,762

GF Revenues

FY 2013-14 - \$100,774,762

*\$5.2 million (5.4%) increase
as compared to FY2012-13
End-of-Year Estimates*

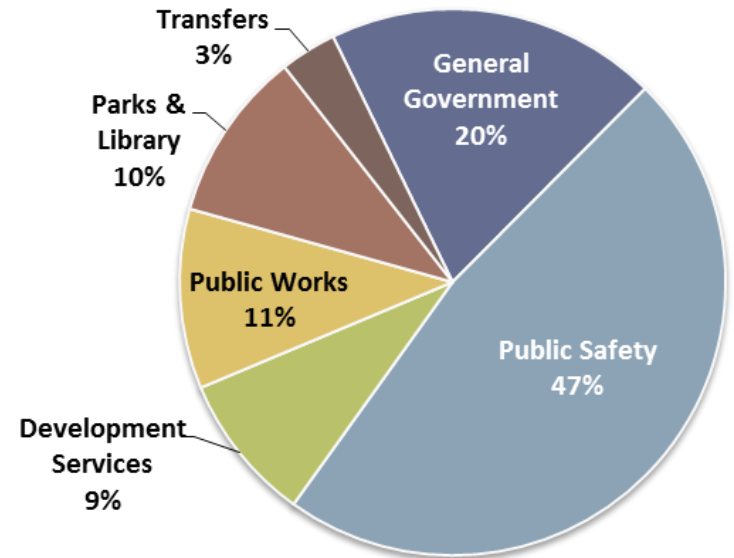


Revenue Type	FY13 EOY Estimate	FY14 Proposed Budget
Property Taxes	\$ 46,577,801	\$ 50,870,288
Sales & Use Taxes	\$ 18,980,000	\$ 19,130,000
Franchise Fees	\$ 12,957,483	\$ 13,160,483
Licenses & Permits	\$ 7,349,845	\$ 7,193,000
Charges & Fines	\$ 5,810,984	\$ 5,951,482
Other	\$ 1,111,800	\$ 1,183,856
Transfers	\$ 2,786,696	\$ 3,285,653
	\$ 95,574,609	\$ 100,774,762

GF Expenditures

FY 2013-14 - \$100,774,762

*\$6 million (-5.6%) decrease
as compared to FY2012-13
End-of-Year Estimates*



Expenditure Type	FY13 EOY Estimate	FY14 Proposed Budget
General Government	\$ 20,847,809	\$ 19,840,635
Public Safety	\$ 42,892,605	\$ 47,797,819
Development Services	\$ 7,837,162	\$ 8,862,534
Public Works	\$ 10,392,949	\$ 10,713,888
Parks & Library	\$ 9,566,925	\$ 10,194,032
Transfers	\$ 15,269,803	\$ 3,365,854
	\$ 106,807,253	\$ 100,774,762

Proposed GF Personnel

FY 2013-14 - 38.5 Positions

City Manager's Office – 1

- Communications Outreach Specialist (1)

City Secretary – 1

- Records Clerk (1)

Communications & Marketing – 1

- Communications Specialist (1)

Financial Services – 2

- Financial Analyst (Revenues) (1)
- Accounting Technician II (1)

Information Technology– 2

- Telecom Engineer (1)
- System Developer/Integrator (DS/PW/Parks) (1)

Proposed GF Personnel

FY 2013-14 - 38.5 Positions

Police – 13

- Corporals (*funded 6 months*) (4)
- Detectives (2)
- Lieutenants (2)
- Sergeants(5)

Fire – 4

- Battalion Chief (1)
- Firefighter/ Paramedics (2)
- Fire Inspector (1)

Development Services/Planning – 1

- Assistant Development Services Director (1)

Engineering – 1.5

- Construction Engineering Manager (1)
- Engineering Technician (Part-Time) (0.5)

Proposed GF Personnel

FY 2013-14 - 38.5 Positions

Fleet – 2

- Fleet Technician (2)

Building Operations – 1

- Maintenance Worker (1)

Parks, Recreation & Open Space – 3

- Maintenance Specialist (3)

Streets & Traffic Control – 2

- Crew Leader (1)
- Maintenance Technician (Signs/Traffic) (1)

Building Inspections – 4

- Chief Building Inspector (1)
- Combination Building Inspectors (2)
- Permit Technician (1)

Comparison to Proposed Budget Submitted August 2, 2013

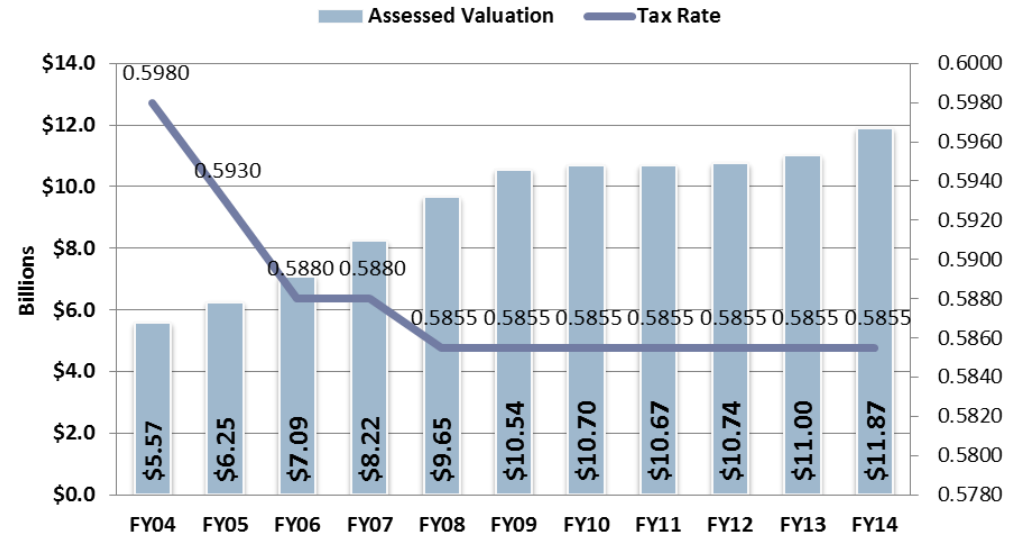
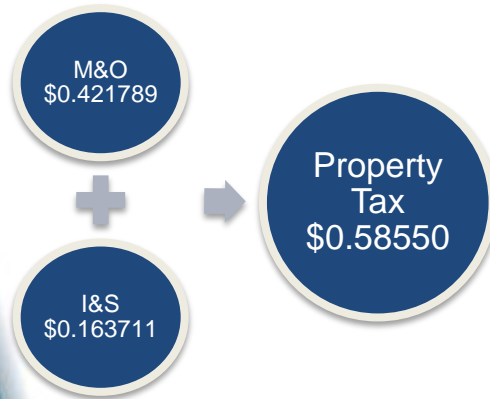
Revenues Increased \$507,507

- Property Tax
- Sales Tax
- Franchise Fees

Expenditures Increased \$498,001

- Police Corporal Positions (*funding for 6 months*) (4)
- Community Outreach Specialist Position (1)
- Communications Specialist Position (1)

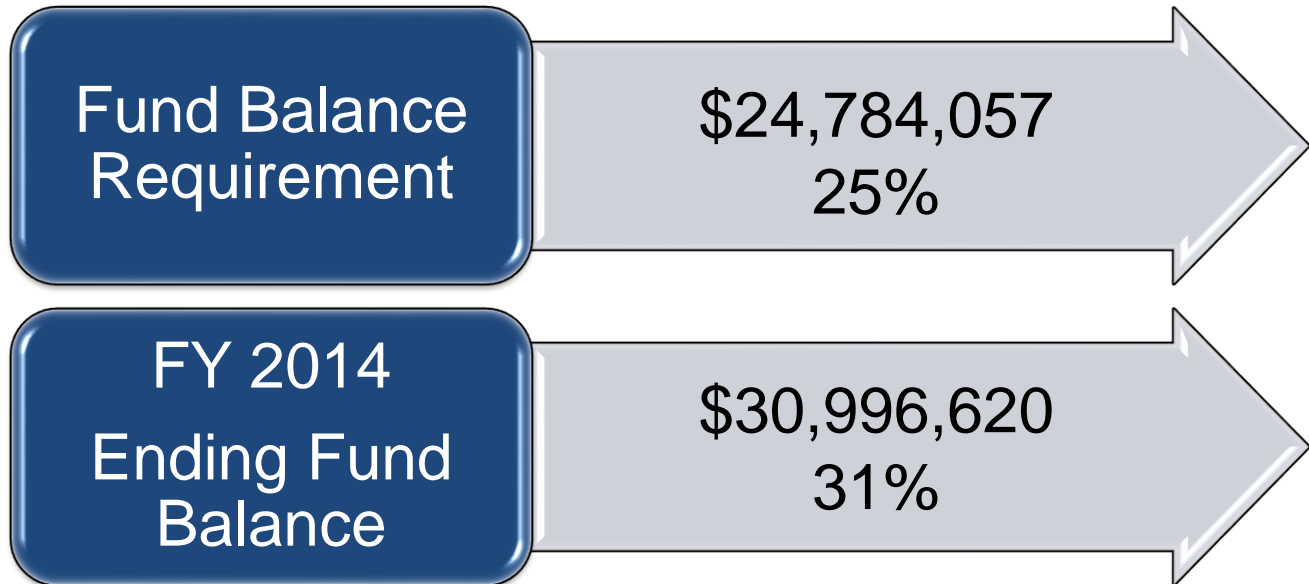
Property Tax



PROPERTY VALUATION AND TAX RATES

Fiscal Year	Assessed Valuation	Percent of Increase	Average Home Value	M&O Rate Per \$100	I&S Rate Per \$100	Tax Rate Per \$100	Average Property Tax
2003-04	\$ 5,571,651,128	10.5%	\$ 185,426	0.42145	0.17655	0.59800	\$ 1,109
2004-05	6,247,223,213	12.1%	187,332	0.441321	0.151679	0.59300	1,111
2005-06	7,087,753,223	13.5%	190,284	0.409000	0.179000	0.58800	1,119
2006-07	8,220,253,314	16.0%	197,169	0.418167	0.169833	0.58800	1,159
2007-08	9,648,855,100	17.4%	206,284	0.419230	0.166270	0.58550	1,208
2008-09	10,540,361,398	9.2%	211,279	0.406500	0.179000	0.58550	1,237
2009-10	10,696,226,911	1.5%	209,615	0.406500	0.179000	0.58550	1,238
2010-11	10,673,459,773	-0.2%	207,412	0.406500	0.179000	0.58550	1,214
2011-12	10,739,495,222	0.6%	207,852	0.405060	0.180440	0.58550	1,217
2012-13	11,000,258,228	2.4%	207,427	0.412200	0.173300	0.58550	1,214
2013-14	11,871,016,310	7.9%	217,232	0.421789	0.163711	0.58550	1,272

GF Fund Balance





WATER & WASTEWATER FUND

FY 2013-14

Water & Wastewater Fund Total

Revenues

- \$57,439,594

Expenditures

- \$62,451,879

Net (\$5,012,285), driven by \$8.6M depreciation expense.

Proposed Supplementals

FY 2013-14 – Other Funds – \$1,481,095

Water & Wastewater Fund – Utility Engineering

- Replace F-150 P/U \$28,000

Water & Wastewater Fund – Utility Billing

- Customer Service Representative (1) \$52,031

Water & Wastewater Fund – Meter Services

- Meters – Safe Water Drinking Act \$325,000

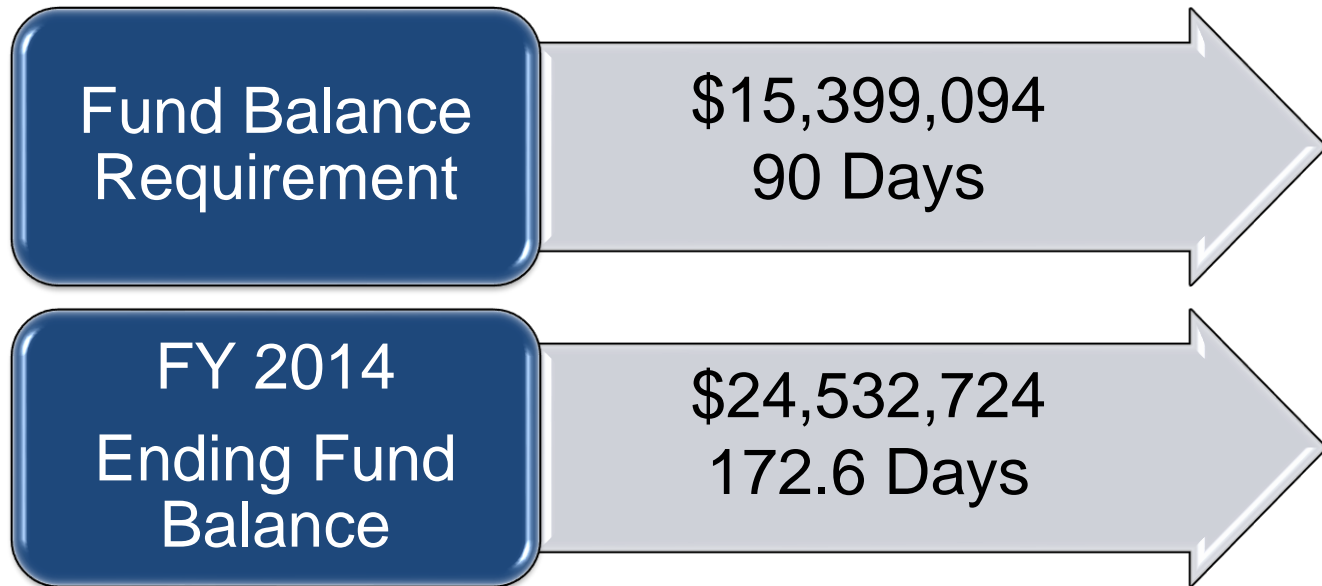
Water & Wastewater Fund – Water Distribution

- Hydro Excavation Vehicle \$360,200
- Contracted Street Repairs Due to Water/WW Issues \$200,000
- Water Tower Mixing System \$80,000
- Replace Fleet Units
 - Backhoe \$99,900
 - Ford F-450 \$52,600
 - Ford F-150 P/U \$28,000
 - Vehicle Contingency \$81,300 (*remainder of \$650k built into fund*)

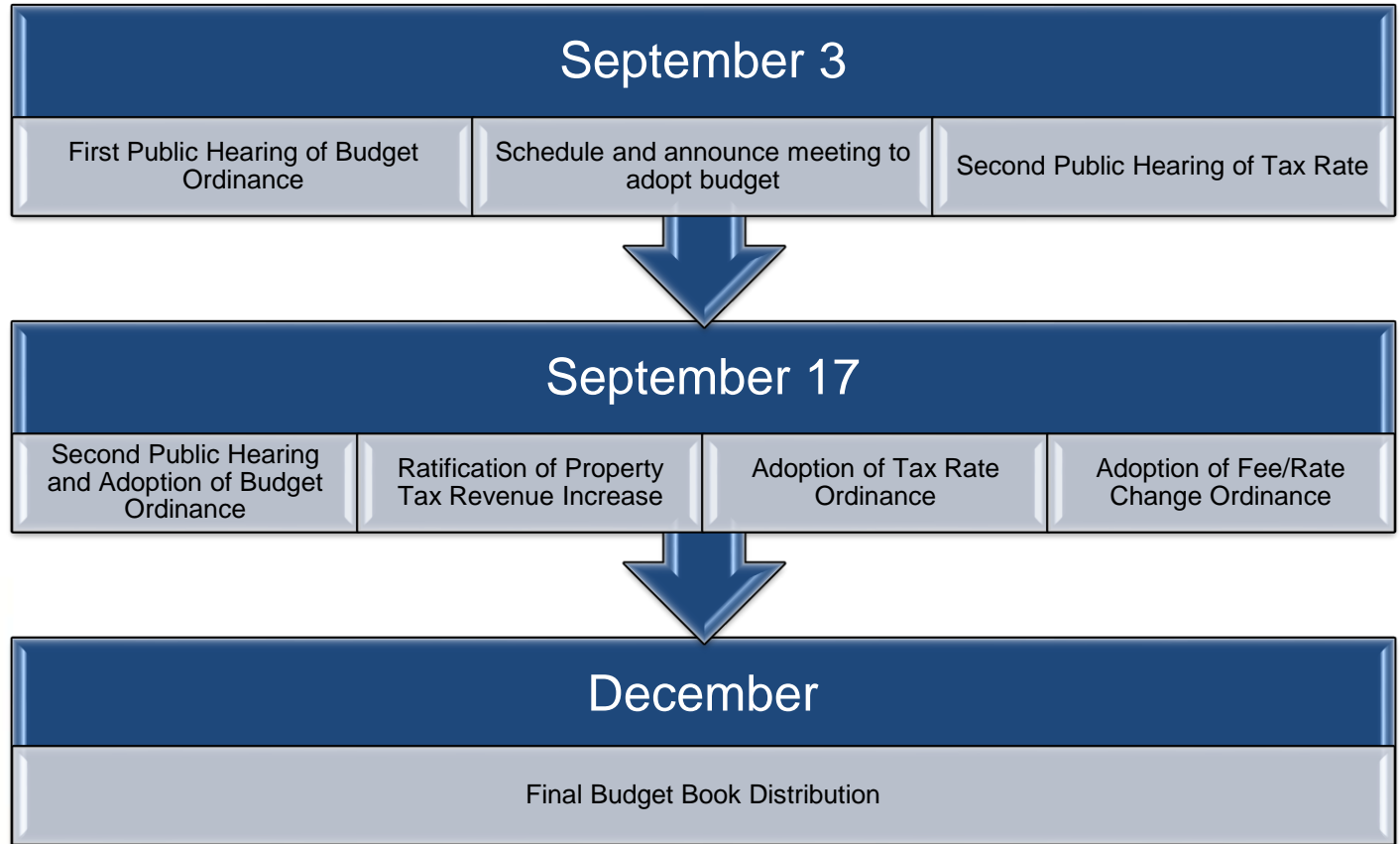
Surface Water Drainage Fund

- Maintenance Technicians (3) \$146,064
- Replace F-150 P/U \$28,000

Water & Wastewater Fund Balance



Budget Calendar



Fiscal Year 2013-14 Budget First Public Hearing

September 3, 2013

