

TREE LEGEND

Canopy Trees



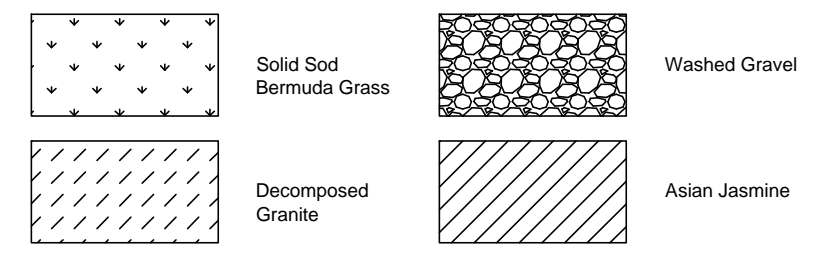
Ornamental Trees



SHRUB LEGEND

- | | |
|-------------------------|----------------------------|
| DY Dwarf Yaupon | DB Dwarf Burford Holly |
| DA Dwarf Abelia | NGL New Gold Lantana |
| PM Pink Muhly | DIH Dwarf Indian Hawthorne |
| BM Big Muhly | TS Texas Sage |
| MF Mexican Feathergrass | CS Red Cherry Sage |
| HD Harbor Dwarf Nandina | SP Spirea |
| GL Giant Liriope | AJ Asian Jasmine |
| RY Red Yucca | |

HATCH LEGEND



LANDSCAPE NOTES

- The project will have an underground automatic irrigation system to water all new plantings.
- Install 4" layer of shredded hardwood mulch to all planting beds.
- Install 4" steel edging between all shrub beds and grass areas.
- Shrub beds to have 12 inches of prepared planting mix (75% import topsoil, 15% composted amendment, 10% washed sand)
- Shredded hardwood mulch must contain long strands along with double shred finer material obtained from a local source.
- Install 4 inches of clean topsoil in all areas of the site disturbed by grading and construction operations. Topsoil shall be free from sticks, debris and rocks larger than 2 inches in diameter and have an organic matter level of 3 percent minimum and a pH range between 5.5 and 7.4 percent. Provide soil test analysis from a soil test laboratory showing soil makeup and organic percentage.
- Hydromulch all areas disturbed by construction activities.

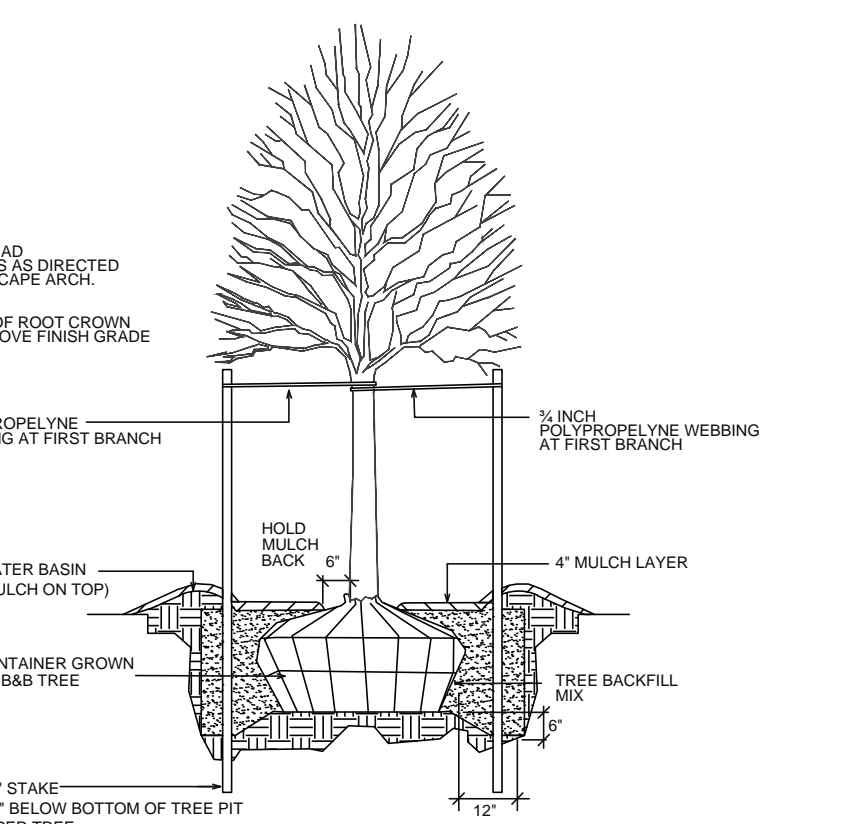
PLANT LIST

CANOPY TREES			
3	CO	Chinquapin Oak	Quercus muhlenbergii 4" cal. 65 gal. 12' ht. 5' spread
ORNAMENTAL TREES			
1	TY	Tree Yaupon	Ilex vomitoria 30 gal. 8' ht. 3 trunk 2 1/2" cal. min.
SHRUBS & GROUNDCOVERS			
4	DY	Dwarf Yaupon	Ilex vomitoria 'Nana' 5 gal. 36" oc
4	DA	Dwarf Abelia	Abelia x grandiflora 'Ed. Goucher' 5 gal. 36" oc
16	PM	Pink Muhly	Muhlenbergia capillaris 5 gal. 36" oc
2	BM	Big Muhly	Muhlenbergia lindheimeri 5 gal. 36" oc
16	MF	Mexican Feathergrass	Nassella tenuissima 5 gal. 36" oc
7	HD	Harbor Dwarf Nandina	Nandina domestica 'Harbor Dwarf' 5 gal. 36" oc
8	GL	Giant Liriope	Liriope gigantea 5 gal. 36" oc
8	RY	Red Yucca	Hesperaloe parviflora 5 gal. 36" oc
7	DB	Dwarf Burford Holly	Ilex cornuta 'Burfordii' nana 5 gal. 36" oc
6	NGL	New Gold Lantana	Lantana 'New Gold' 1 gal. 36" oc
9	DIH	Dwarf Indian Hawthorne	Raphiolepis indica 'Pinkie' 5 gal. 36" oc
2	TS	Texas Sage	Leucophyllum frutescens 'Silverado' 5 gal. 36" oc
2	CS	Red Cherry Sage	Salvia greggii 'Red' 5 gal. 36" oc
2	SP	Spirea	Spiraea 'Anthony Waterer' 5 gal. 36" oc
60	AJ	Asian Jasmine	Trachelospermum asiaticum 1 gal. 24" oc
20	NR	Nellie R. Stevens Holly	Ilex x 'Nellie R. Stevens' Minimum 36" ht. at time of planting

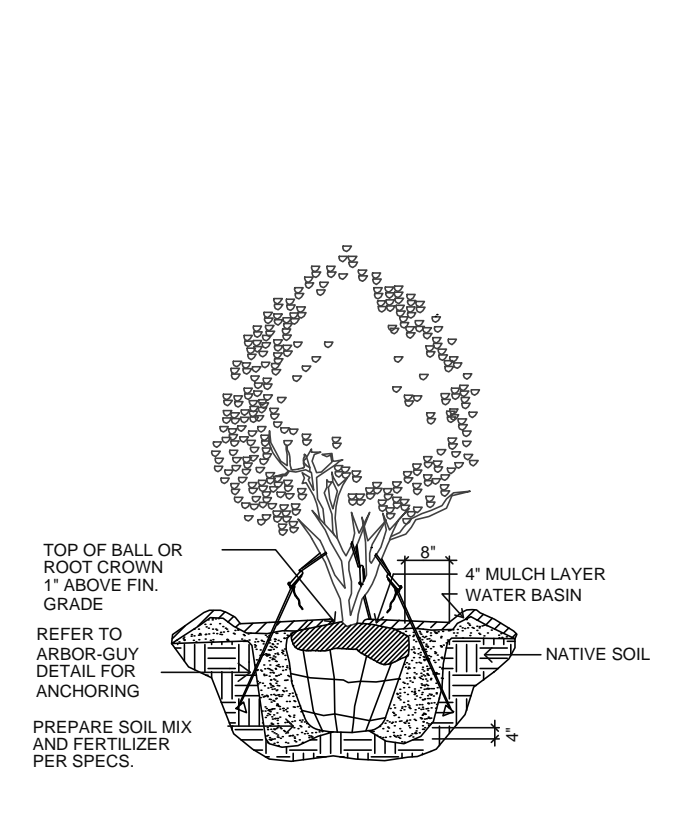
NOTE

The Contractor shall verify water restrictions within the City of McKinney at time of planting. Should water restrictions not allow hydro-mulch, hydro-seeding, or sprigging (Stage 3 and Stage 4 water restrictions), an approved alternative for grassing shall be installed.

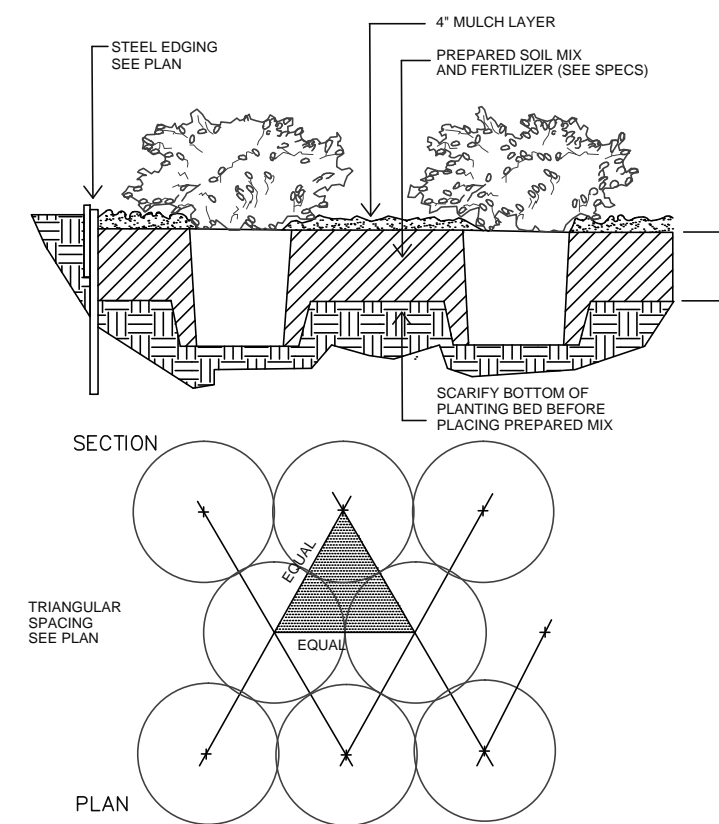
ELDORADO PARKWAY
124' R.O.W. PER PLAT RECORDED
IN CABINET L, PAGE 544, PLAT RECORDS,
COLLIN COUNTY TEXAS



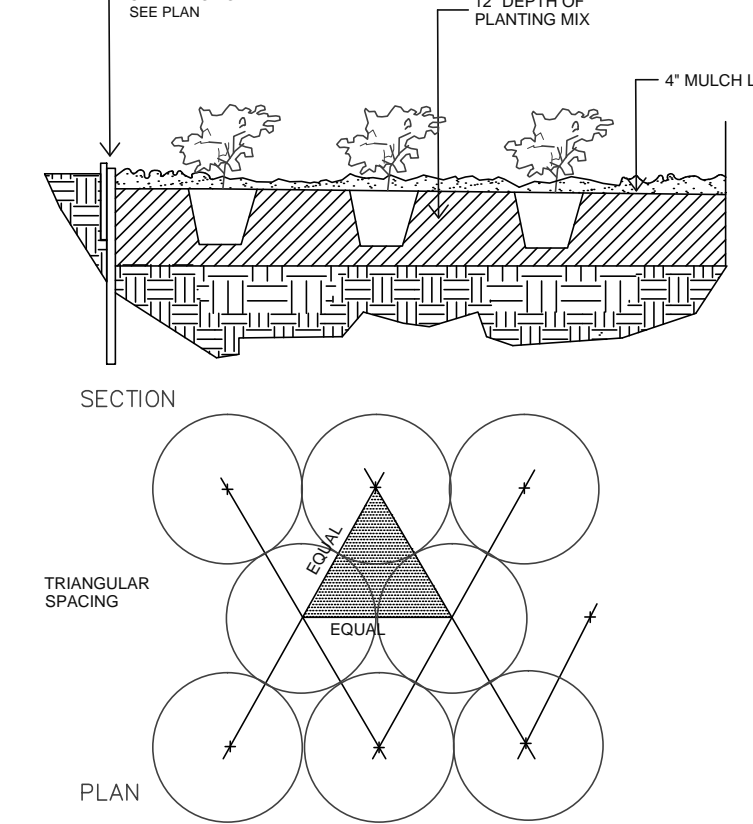
1 CANOPY TREE PLANTING SCALE: NONE



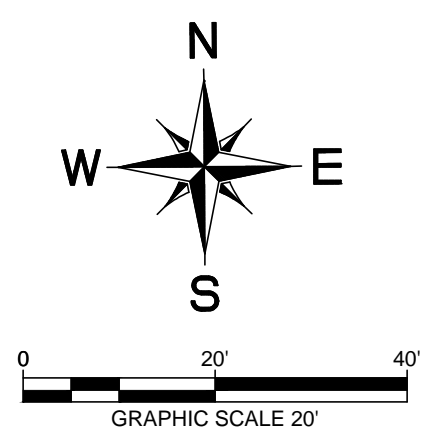
2 MULTI-TRUNK PLANTING SCALE: NONE



3 SHRUB PLANTING SCALE: NONE



4 GROUNDCOVER PLANTING SCALE: NONE



STOP!
CALL BEFORE YOU DIG
DIG TESS
1-800-DIG-TESS
(@ least 72 hours prior to digging)

BENCHMARK DESCRIPTION
T.B.M. NO. 1 - "X" CUT SET ON TOP OF CURB AT SOUTHWEST CORNER OF SITE. POSTED ELEVATION = 681.02
T.B.M. NO. 2 - "X" CUT SET ON TOP OF CURB INLET AT NORTHWEST CORNER OF SITE. APPROX. 10 FT WEST OF PROPERTY LINE. POSTED ELEVATION = 681.05

CITY PROJECT NUMBER: _____

SURVEY INFORMATION:

PREPARED BY: EAGLE SURVEYING 210 SOUTH ELM STREET SUITE 104 DENTON, TX 76201	LEGAL DESCRIPTION: LOT 11, BLOCK A, OF THE HIGHLANDS ADDITION, AN ADDITION TO THE CITY OF MCKINNEY, COLLIN COUNTY, TEXAS
ADDRESS: 3200 ELDORADO PKWY	
CITY: McKINNEY	STATE: TX
COUNTY: COLLIN	SURVEY: THE HIGHLANDS ADDITION
L/C NUMBER: xxx-xxxx	ABSTRACT NO. CAB. L, PG. 544

LANDSCAPE PLAN

John F. Murphy, ASLA
6647 Oak Hill Blvd.
Tyler, TX 75703
john@stsite.com
scott@stsite.com

512.632.3822 - Mobile
903.533.8898 - Tyler
512.589.9584 - Austin
www.stsite.com

1903 CENTRAL DR.
SUITE #406
BEDFORD, TX 76021
WWW.CLAYMOOREENG.COM

3/31/17

MCDONALD'S

THESE PLANS AND SPECIFICATIONS ARE THE PROPERTY OF MCDONALD'S CORPORATION AND SHALL NOT BE REPRODUCED WITHOUT THEIR WRITTEN CONSENT.

3200 ELDORADO PKWY
MCKINNEY, TEXAS

McDONALD'S L/C: 042-1952
CLAYMOORE ENG. NO. _____

REV	DATE	DESCRIPTION	BY	ISSUE REF

OFFICE	GREATER SOUTHWEST REGION
ADDRESS	511 E. JOHN CARPENTER FRM Y, SUITE 375, IRVING, TX 75062

DATE	
SIGNATURE (2 REQUIRED)	
REGIONAL MGR.	
CONST. MGR.	
OPERATIONS DEPT.	
REAL ESTATE DEPT.	
CONTRACTOR	
OWNER	

STATUS	DATE	BY
DATE DRAWN	3/31/2017	HCV
PLAN CHECKED	3/31/2017	CLC
ASBUILT		

SHEET NO. **L-1**

RECEIVED
By Planning Department at 7:55 am, May 26, 2017

LAST SAVED: 3/31/2017 5:25 AM