

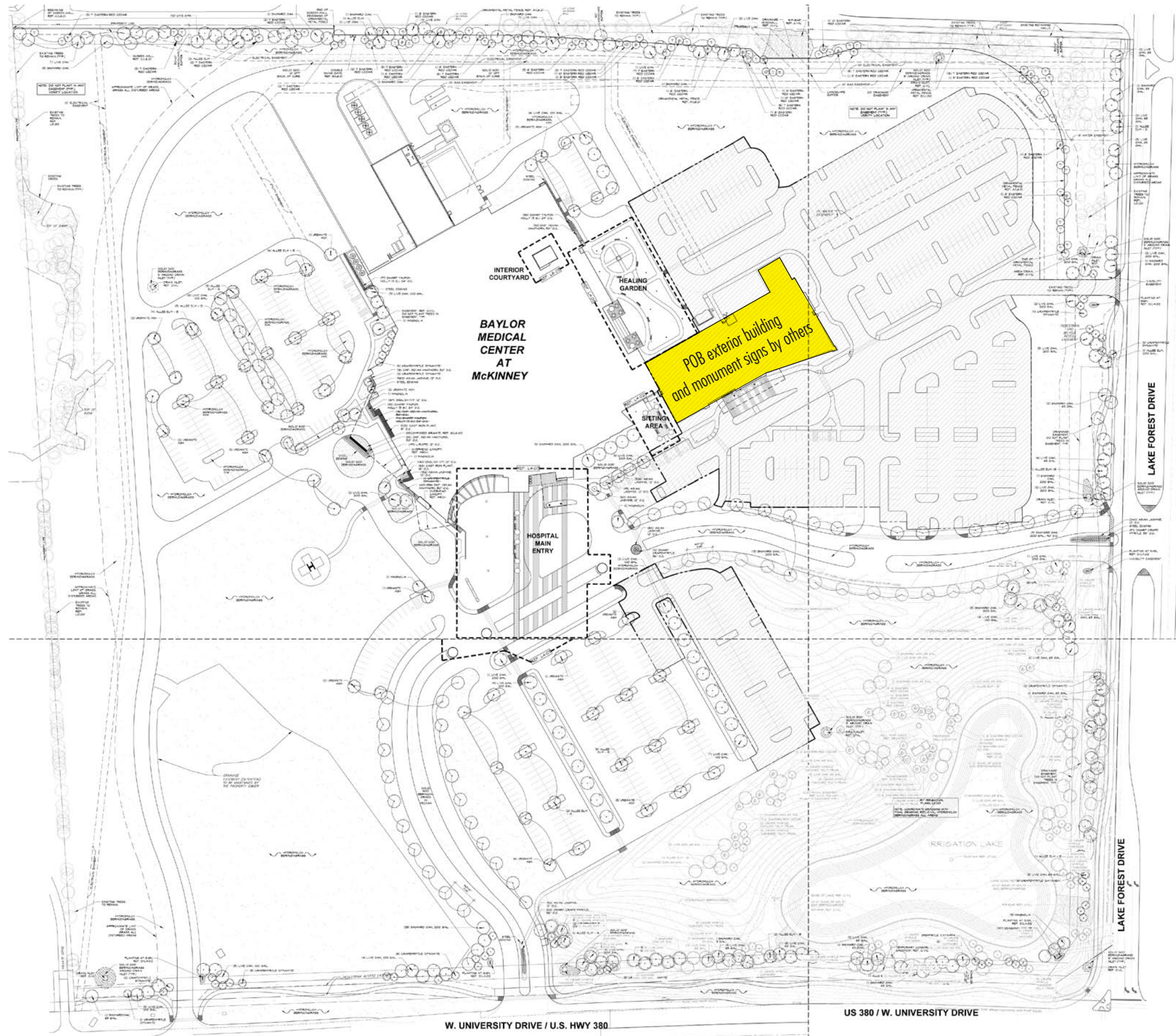
**B D G**

**BAYLOR MEDICAL CENTER AT MCKINNEY  
MCKINNEY, TEXAS**

EXTERIOR SIGNAGE  
CITY OF MCKINNEY SIGN PLAN PRESENTATION  
SEPTEMBER 27, 2011

• • •  
**B D G**

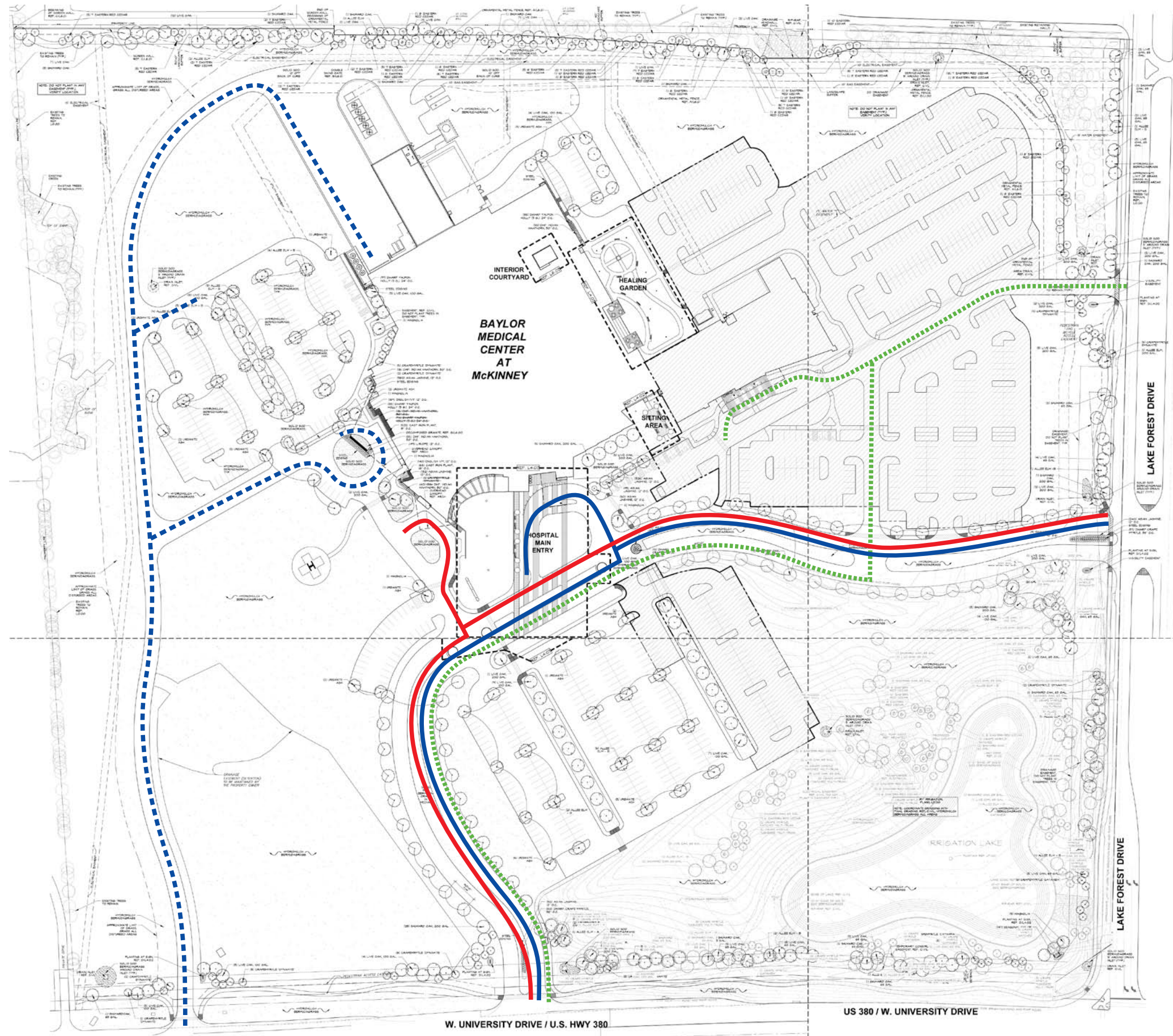
# **SCOPE OF WORK & SITE CIRCULATION**



**BABENDURE DESIGN GROUP**  
 8140 WALNUT HILL LANE # 103 DALLAS, TEXAS 75231  
 T > 214.265.1960 F > 214.265.5552

**PROJECT > BAYLOR MEDICAL CENTER AT MCKINNEY**  
**NAME > SCOPE OF WORK**  
**DATE > SEPTEMBER 27, 2011**

©Babendure Design Group. All rights reserved.  
 No part of this document may be reproduced or utilized in any form without prior written authorization from Babendure Design Group. This document serves as a device to communicate design intent only. Fabrication and installation of all products represented herein will be derived from the shop drawings produced by the project's contracted fabricator.



### LEGEND

- Emergency
- Hospital
- - - Physician's Office Building
- - - Ambulance/Staff Service/Delivery



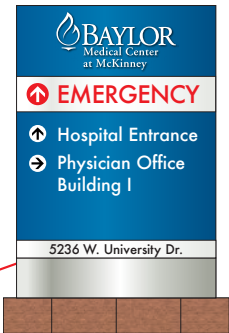
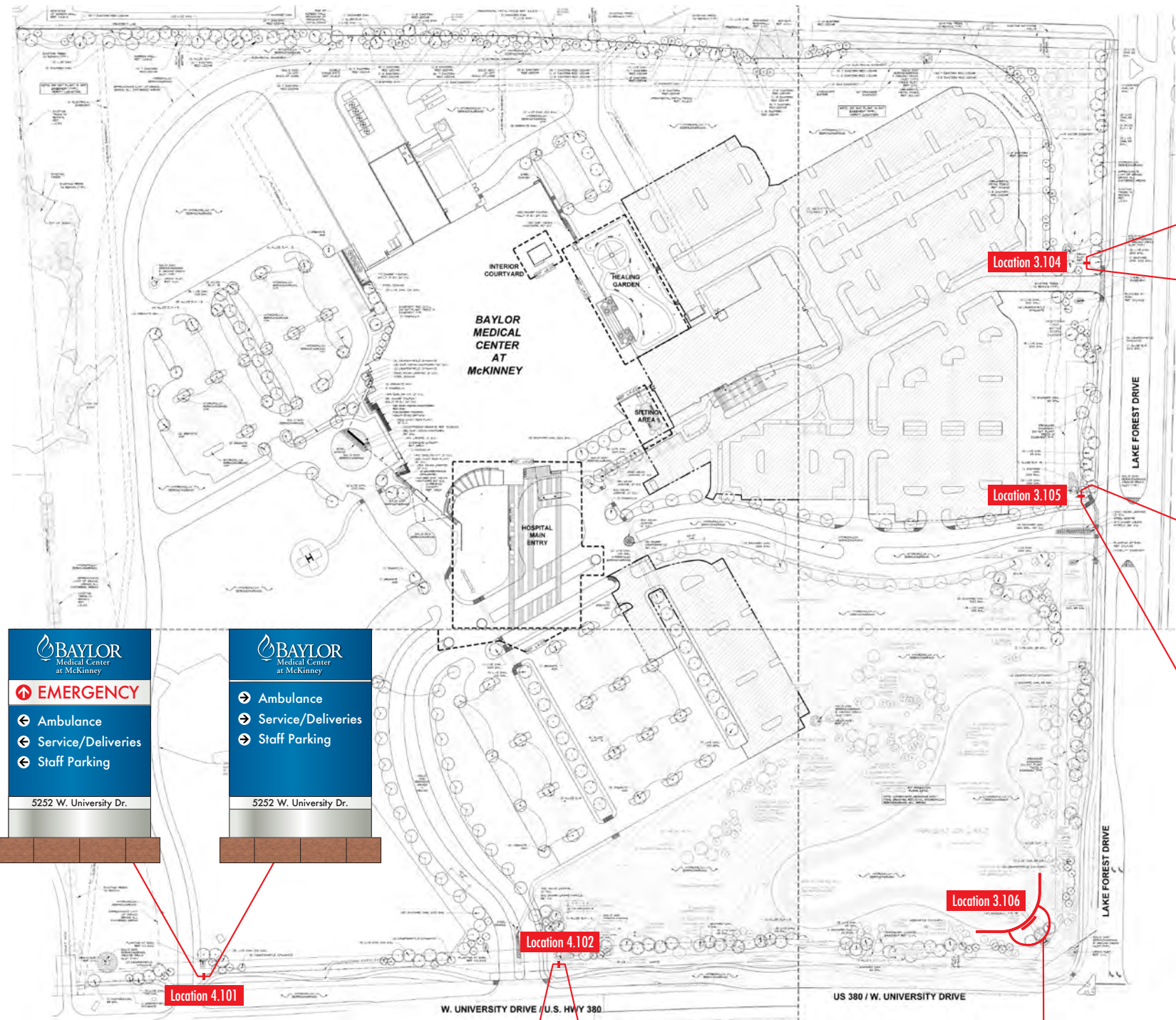
**BABENDURE DESIGN GROUP**  
 8140 WALNUT HILL LANE # 103 DALLAS, TEXAS 75231  
 T > 214.265.1960 F > 214.265.5552

**PROJECT > BAYLOR MEDICAL CENTER AT MCKINNEY**  
**NAME > CIRCULATION ANALYSIS**  
**DATE > SEPTEMBER 27, 2011**

©Babendure Design Group. All rights reserved.  
 No part of this document may be reproduced or utilized in any form without prior written authorization from Babendure Design Group. This document serves as a device to communicate design intent only. Fabrication and installation of all products represented herein will be derived from the shop drawings produced by the project's contracted fabricator.


• • •  
**B D G**

# PERIMETER GROUND-MOUNTED SITE SIGNAGE






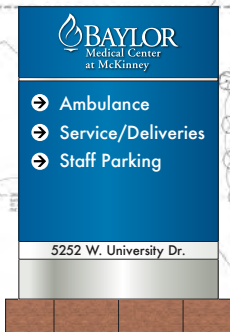

**PRIMARY DIRECTIONALS**  
Locations 3.104, 3.105, 4.101, 4.102

Double-sided internally-illuminated aluminum sign on architectural masonry base to match building material

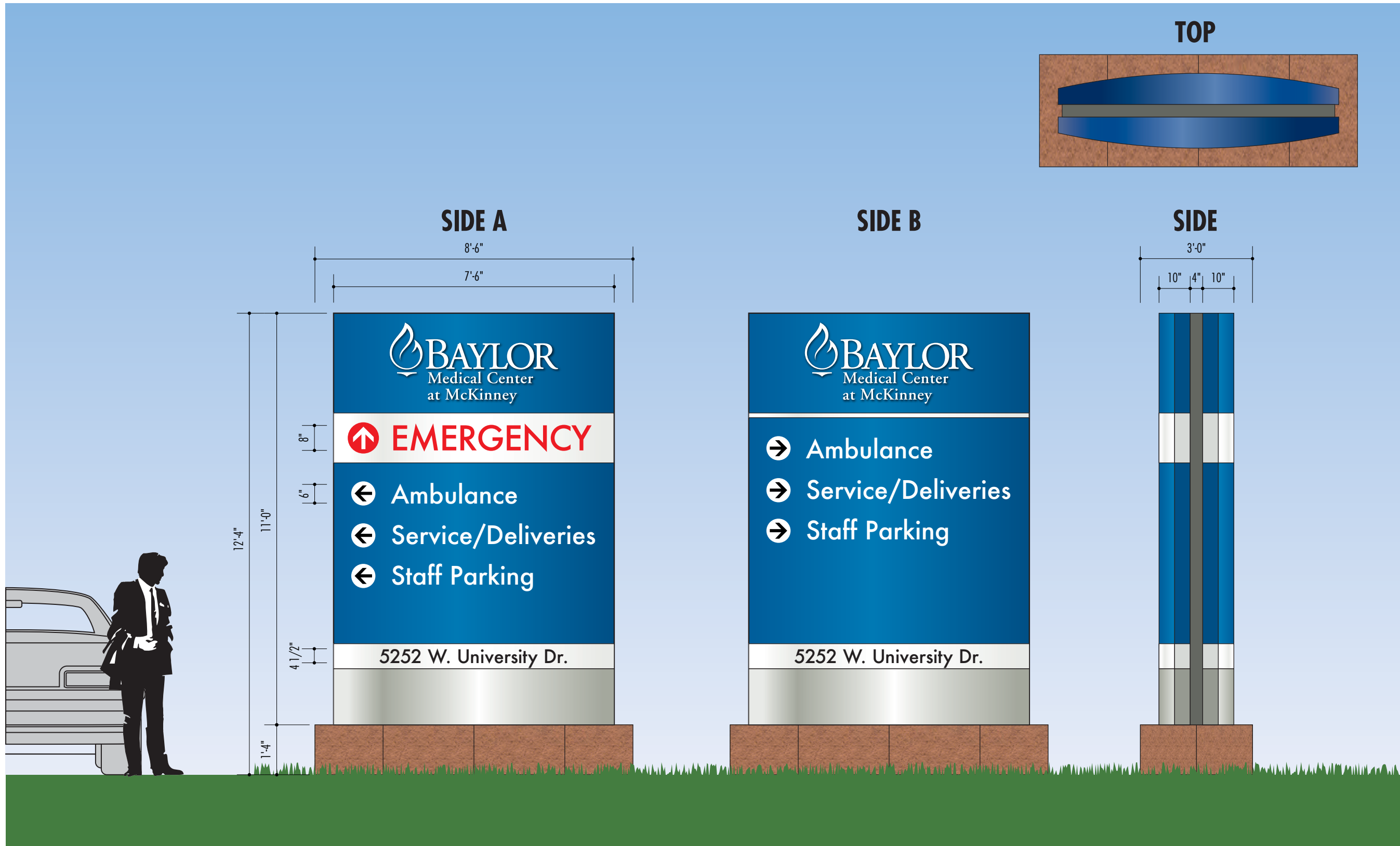


**CORNER DEVELOPMENT IDENTITY**  
Location 3.106

Externally illuminated brand and background



PRIMARY DIRECTIONAL  
 Double-sided internally-illuminated  
 aluminum sign on architectural masonry  
 base to match building material



1 | Location 4.101 (Double-Sided)  
 Scale: 3/8"=1'-0"

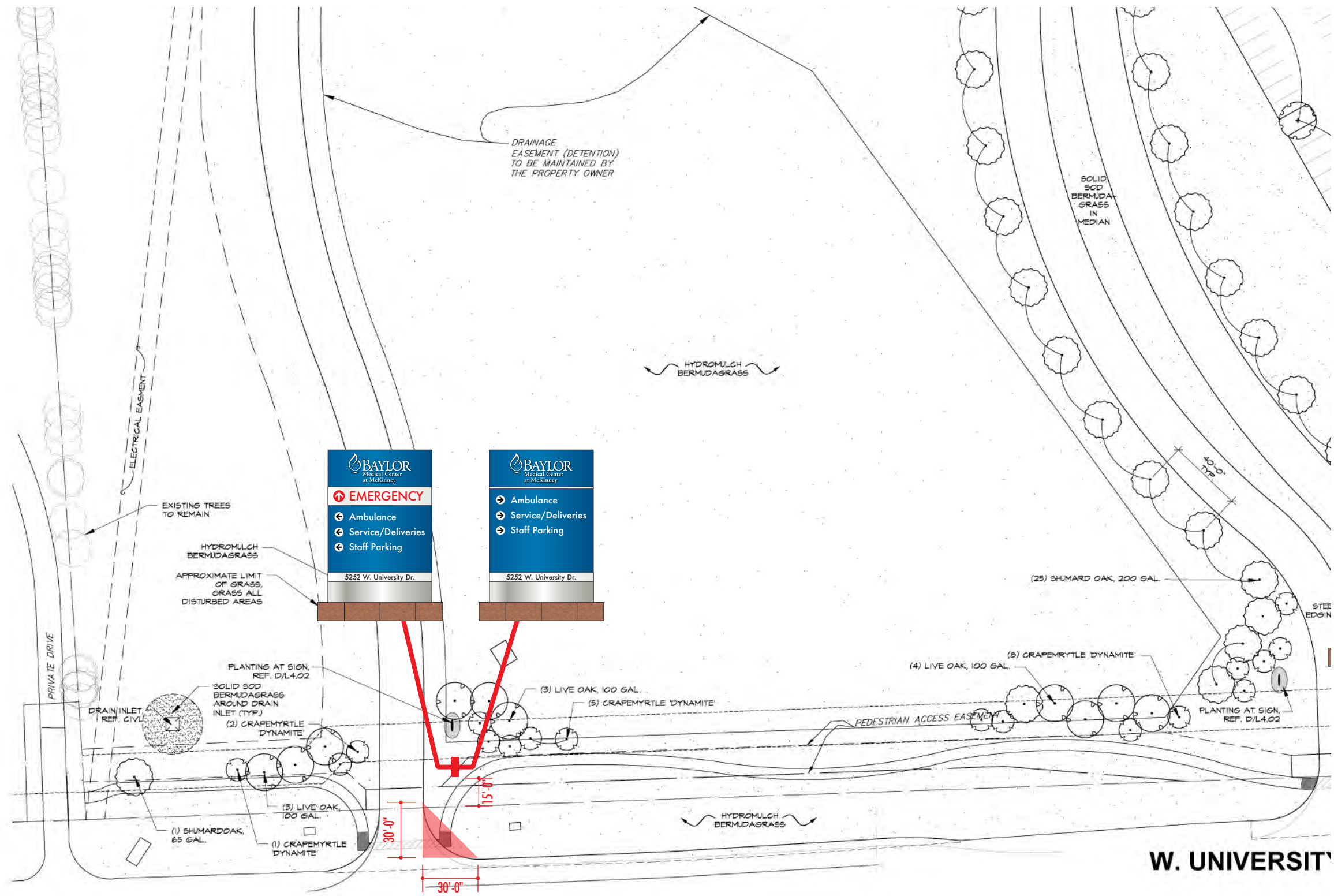
105 Square Feet



BABENDURE DESIGN GROUP  
 8140 WALNUT HILL LANE # 103 DALLAS, TEXAS 75231  
 T > 214 265.1960 F > 214 265.5552

PROJECT > BAYLOR MEDICAL CENTER AT MCKINNEY  
 NAME > PRIMARY DIRECTIONAL - LOCATION 4.101  
 DATE > SEPTEMBER 27, 2011

©Babendure Design Group. All rights reserved.  
 No part of this document may be reproduced or utilized in  
 any form without prior written authorization from Babendure  
 Design Group. This document serves as a device to commu-  
 nicate design intent only. Fabrication and installation of all  
 products represented herein will be derived from the shop  
 drawings produced by the project's contracted fabricator.





PRIMARY DIRECTIONAL  
 Double-sided internally-illuminated  
 aluminum sign on architectural masonry  
 base to match building material



1 | Location 4.102 (Double-Sided)  
 Scale: 3/8"=1'-0"

105 Square Feet



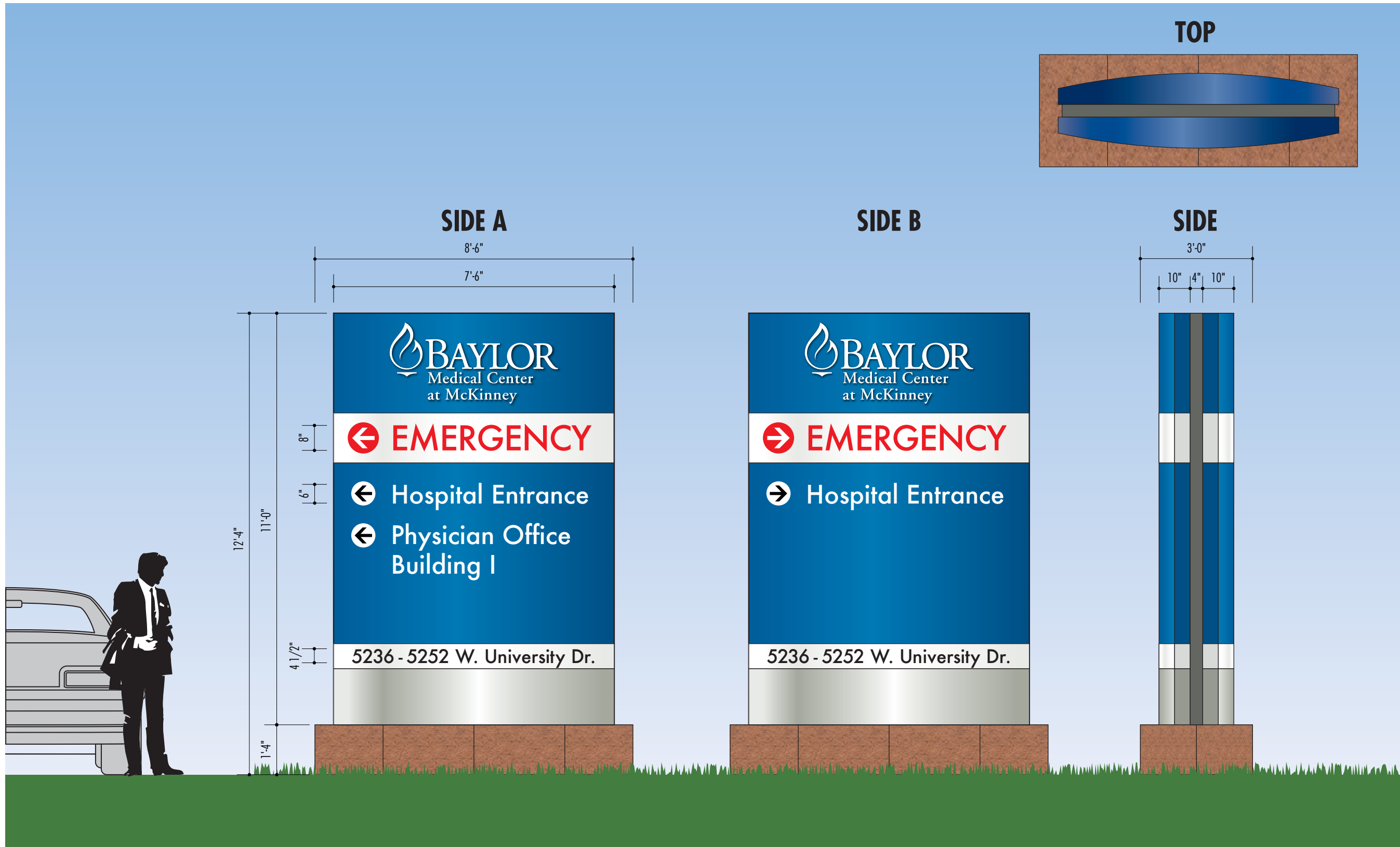
BABENDURE DESIGN GROUP  
 8140 WALNUT HILL LANE # 103 DALLAS, TEXAS 75231  
 T > 214 265.1960 F > 214 265.5552

PROJECT > BAYLOR MEDICAL CENTER AT MCKINNEY  
 NAME > PRIMARY DIRECTIONAL - LOCATION 4.102  
 DATE > SEPTEMBER 27, 2011

©Babendure Design Group. All rights reserved.  
 No part of this document may be reproduced or utilized in  
 any form without prior written authorization from Babendure  
 Design Group. This document serves as a device to commu-  
 nicate design intent only. Fabrication and installation of all  
 products represented herein will be derived from the shop  
 drawings produced by the project's contracted fabricator.



PRIMARY DIRECTIONAL  
 Double-sided internally-illuminated  
 aluminum sign on architectural masonry  
 base to match building material



1 | Location 3.105 (Double-Sided)  
 Scale: 3/8"=1'-0"

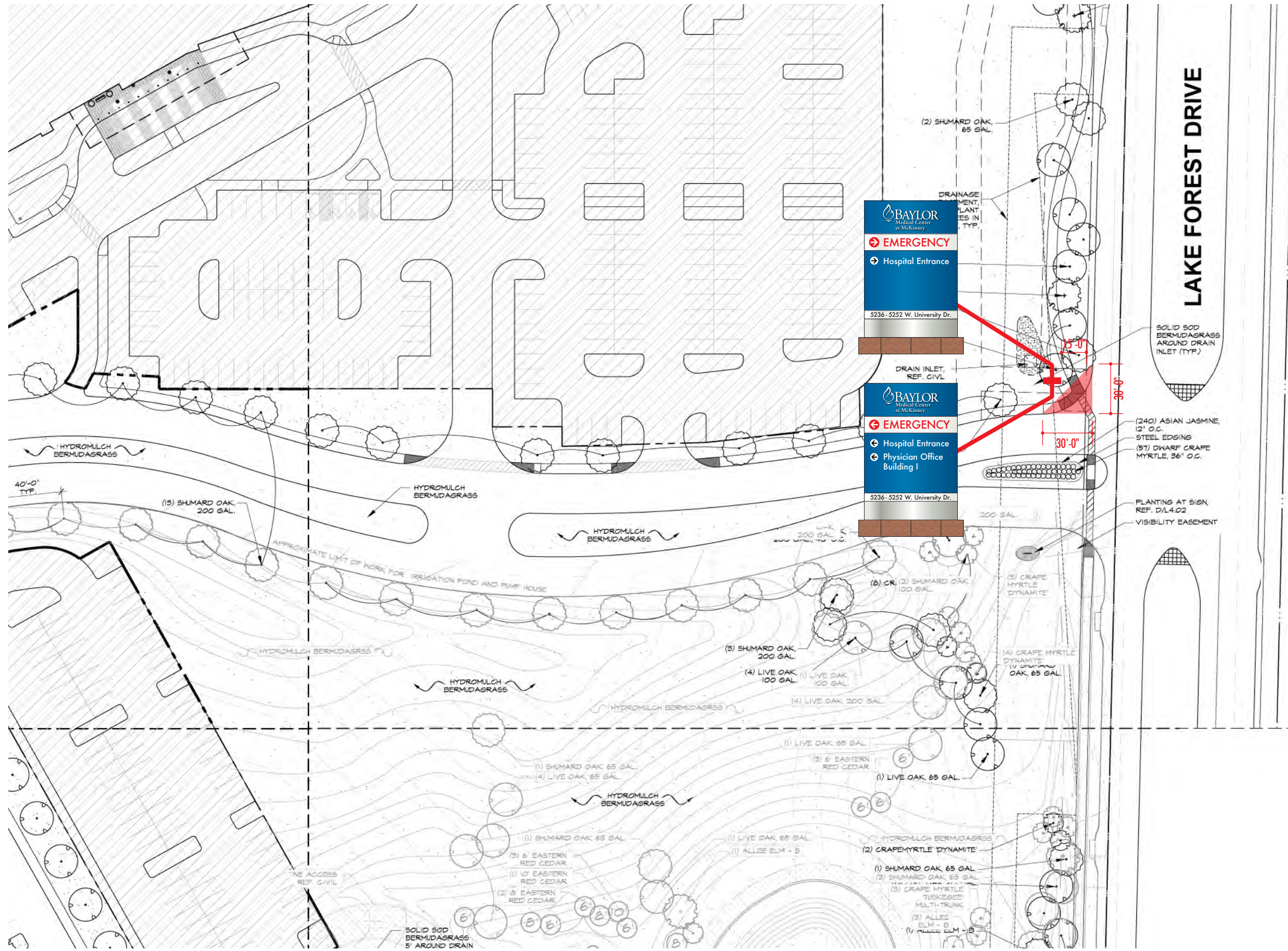
105 Square Feet



BABENDURE DESIGN GROUP  
 8140 WALNUT HILL LANE # 103 DALLAS, TEXAS 75231  
 T > 214 265.1960 F > 214 265.5552

PROJECT > BAYLOR MEDICAL CENTER AT MCKINNEY  
 NAME > PRIMARY DIRECTIONAL - LOCATION 3.105  
 DATE > SEPTEMBER 27, 2011

©Babendure Design Group. All rights reserved.  
 No part of this document may be reproduced or utilized in  
 any form without prior written authorization from Babendure  
 Design Group. This document serves as a device to commu-  
 nicate design intent only. Fabrication and installation of all  
 products represented herein will be derived from the shop  
 drawings produced by the project's contracted fabricator.



PRIMARY DIRECTIONAL  
 Double-sided internally-illuminated  
 aluminum sign on architectural masonry  
 base to match building material



1 | Location 3.104 (Double-Sided)  
 Scale: 3/8"=1'-0"

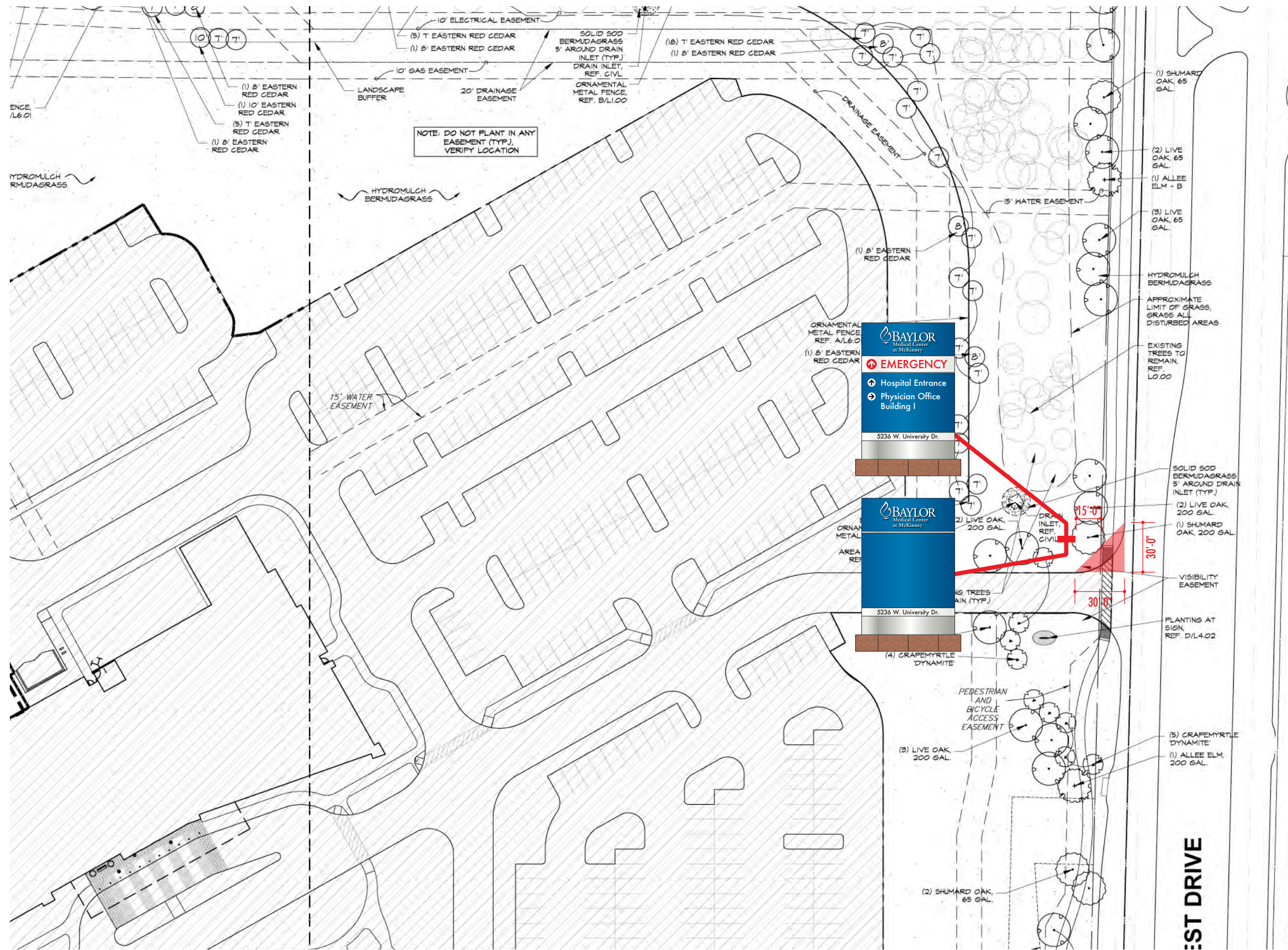
105 Square Feet



BABENDURE DESIGN GROUP  
 8140 WALNUT HILL LANE # 103 DALLAS, TEXAS 75231  
 T > 214 265.1960 F > 214 265.5552


PROJECT > BAYLOR MEDICAL CENTER AT MCKINNEY  
 NAME > PRIMARY DIRECTIONAL - LOCATION 3.104  
 DATE > SEPTEMBER 27, 2011

©Babendure Design Group. All rights reserved.  
 No part of this document may be reproduced or utilized in  
 any form without prior written authorization from Babendure  
 Design Group. This document serves as a device to commu-  
 nicate design intent only. Fabrication and installation of all  
 products represented herein will be derived from the shop  
 drawings produced by the project's contracted fabricator.



CORNER DEVELOPMENT  
Externally illuminated brand and  
background

City allows 64 square feet



1 | Location 3.106  
Scale: Not To Scale

Approx. 260 Square Feet



BABENDURE DESIGN GROUP  
8140 WALNUT HILL LANE # 103 DALLAS, TEXAS 75231  
T > 214 265.1960 F > 214 265.5552

PROJECT > BAYLOR MEDICAL CENTER AT MCKINNEY  
NAME > PROPOSED CORNER DEVELOPMENT IDENTITY - LOCATION 3.106  
DATE > SEPTEMBER 27, 2011

©Babendure Design Group. All rights reserved.  
No part of this document may be reproduced or utilized in  
any form without prior written authorization from Babendure  
Design Group. This document serves as a device to commu-  
nicate design intent only. Fabrication and installation of all  
products represented herein will be derived from the shop  
drawings produced by the project's contracted fabricator.

CORNER DEVELOPMENT  
Externally illuminated brand and  
background

City allows 64 square feet



**BABENDURE DESIGN GROUP**  
8140 WALNUT HILL LANE # 103 DALLAS, TEXAS 75231  
T > 214 265.1960 F > 214 265.5552

**PROJECT > BAYLOR MEDICAL CENTER AT MCKINNEY**  
**NAME > PROPOSED CORNER DEVELOPMENT IDENTITY - LOCATION 3.106**  
**DATE > SEPTEMBER 27, 2011**

©Babendure Design Group. All rights reserved.  
No part of this document may be reproduced or utilized in  
any form without prior written authorization from Babendure  
Design Group. This document serves as a device to commu-  
nicate design intent only. Fabrication and installation of all  
products represented herein will be derived from the shop  
drawings produced by the project's contracted fabricator.






**BABENDURE DESIGN GROUP**  
8140 WALNUT HILL LANE # 103 DALLAS, TEXAS 75231  
T > 214 265.1960 F > 214 265.5552

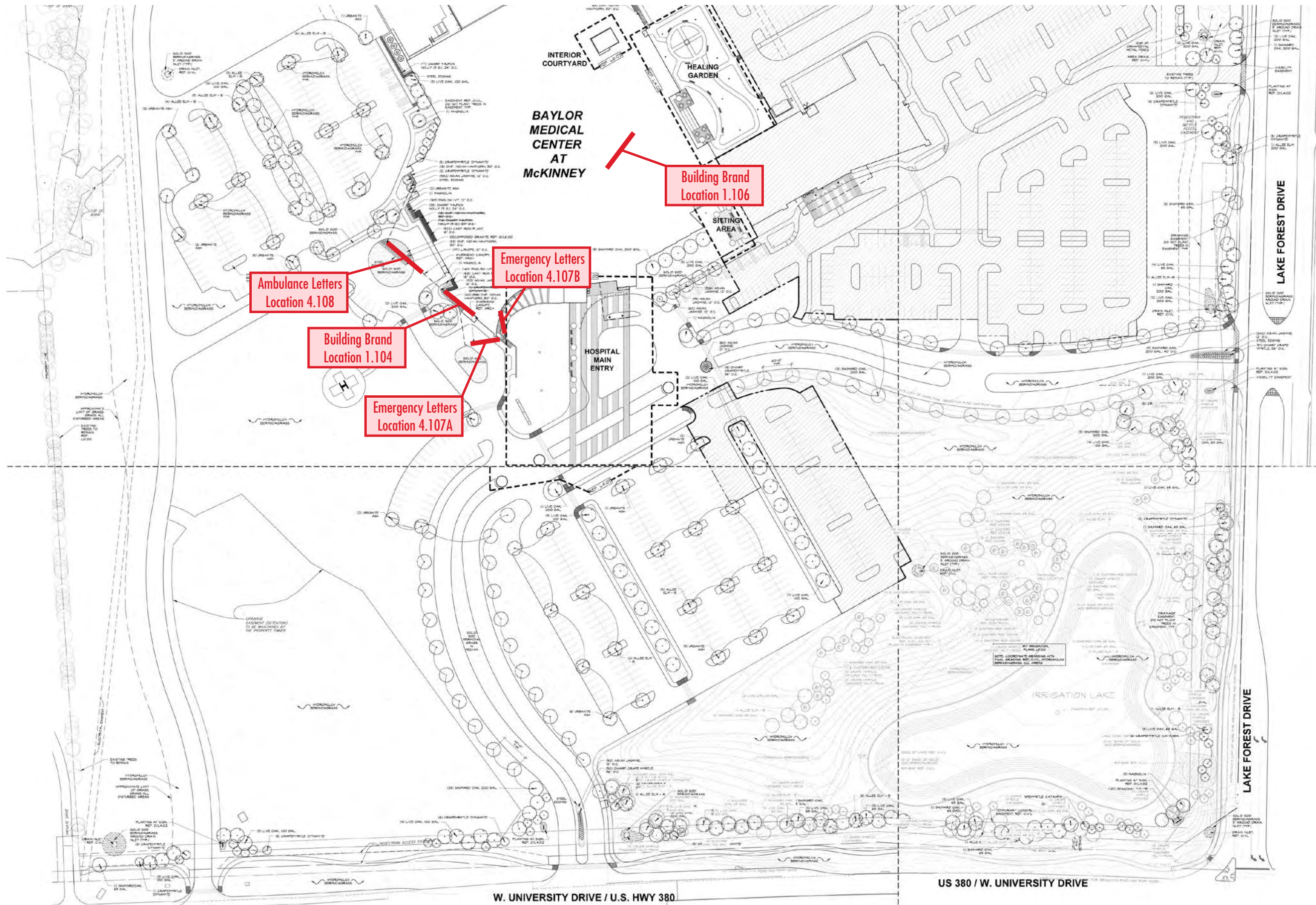
**PROJECT > BAYLOR MEDICAL CENTER AT MCKINNEY**  
**NAME > INSPIRATION - BAYLOR ALL SAINTS MEDICAL CENTER**  
**DATE > SEPTEMBER 27, 2011**

©Babendure Design Group. All rights reserved.  
No part of this document may be reproduced or utilized in  
any form without prior written authorization from Babendure  
Design Group. This document serves as a device to commu-  
nicate design intent only. Fabrication and installation of all  
products represented herein will be derived from the shop  
drawings produced by the project's contracted fabricator.



• • •  
**B D G**

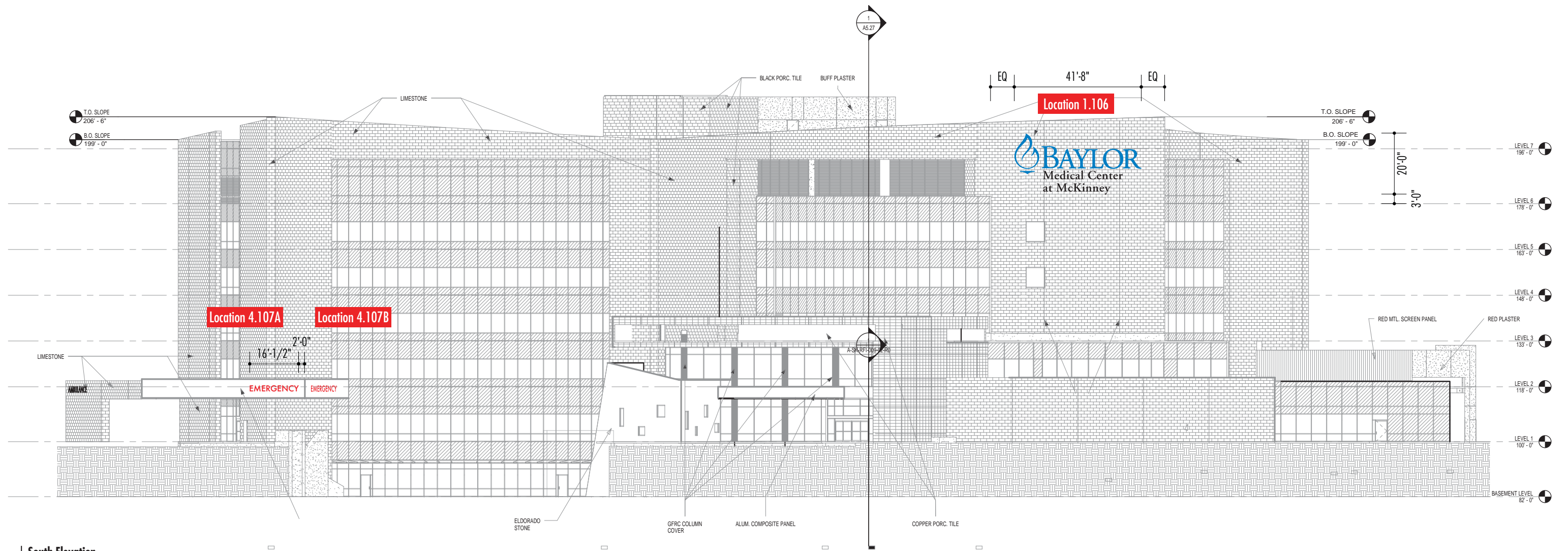
# **BUILDING-MOUNTED SIGNAGE**



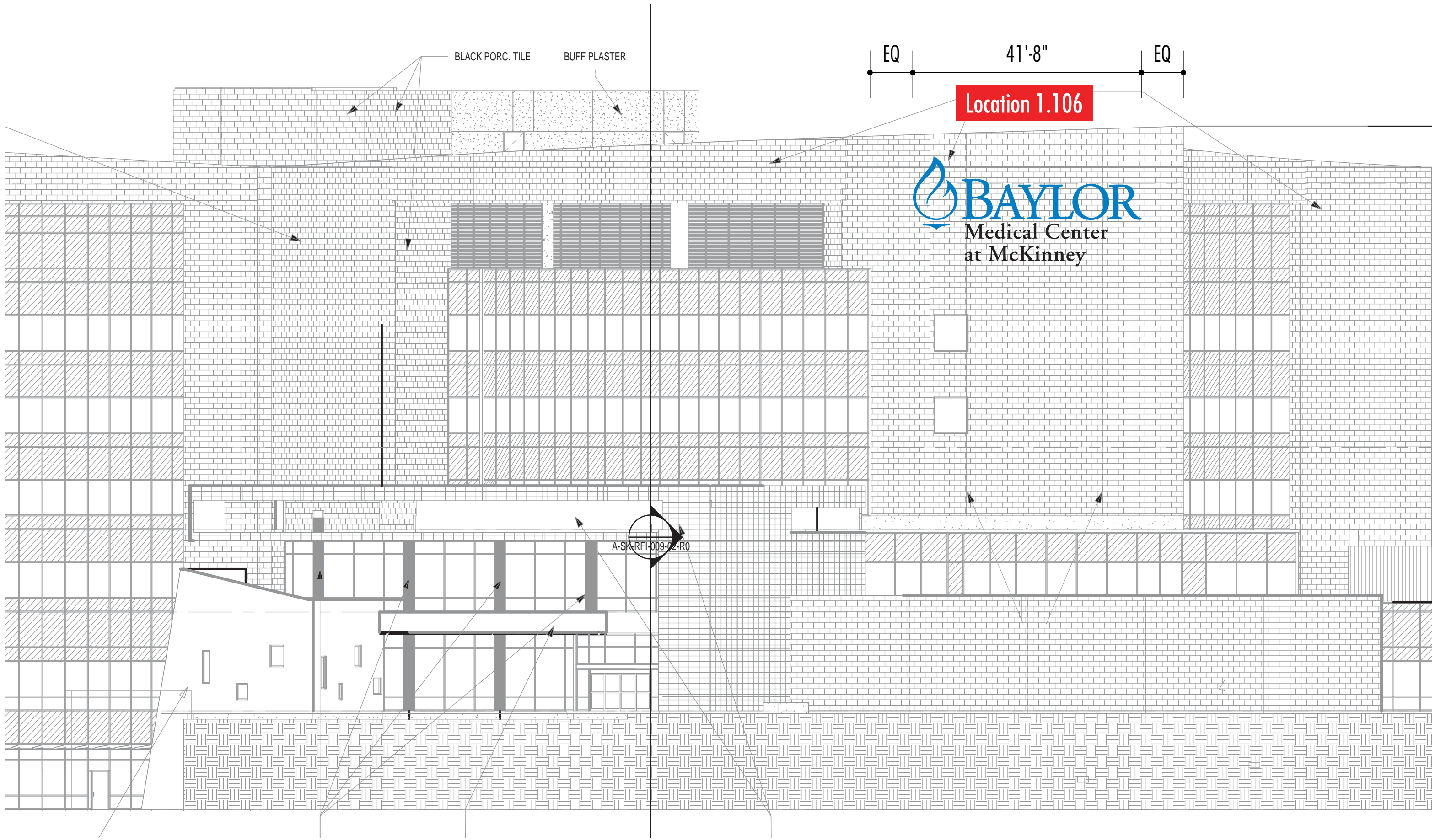
**BABENDURE DESIGN GROUP**  
 8140 WALNUT HILL LANE NO 103 DALLAS, TEXAS 75231  
 T > 214 265.1960 F > 214 265.5552


**PROJECT > BAYLOR MEDICAL CENTER AT MCKINNEY**  
**NAME > BUILDING-MOUNTED SIGNAGE LOCATION PLAN**  
**DATE > SEPTEMBER 27, 2011**

©Babendure Design Group. All rights reserved.  
 No part of this document may be reproduced or utilized in any form without prior written authorization from Babendure Design Group. This document serves as a device to communicate design intent only. Fabrication and installation of all products represented herein will be derived from the shop drawings produced by the project's contracted fabricator.




**1** South Elevation  
Scale: 1/32"=1'-0"





**1** South Elevation  
Scale: 3/16"=1'-0"

514 Square Feet

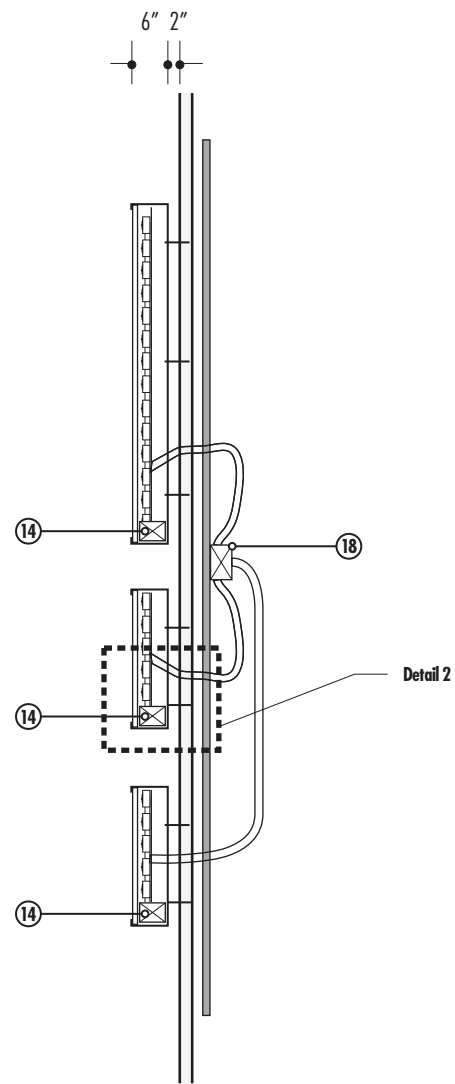


**2** Detail  
Scale: 1/8"=1'-0"

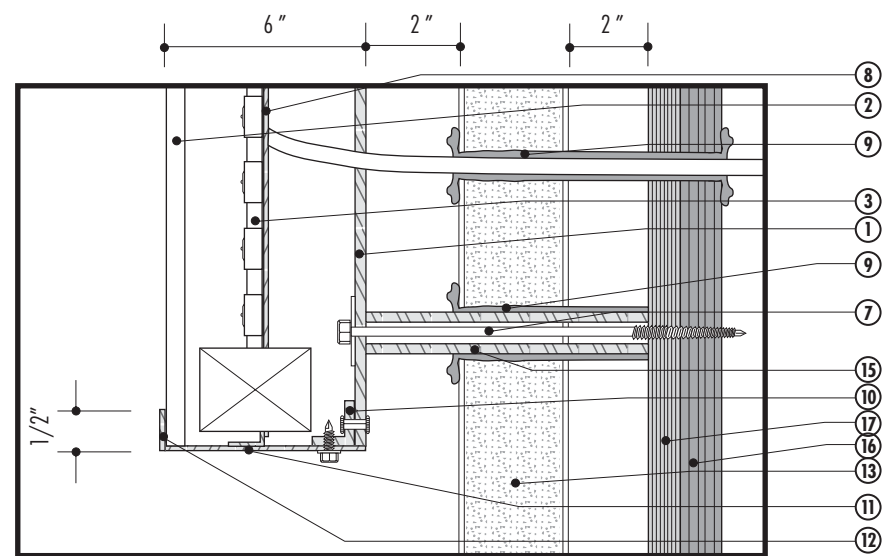
**SOUTH BUILDING BRAND**  
Face-illuminated branding elements with Day/Night face material.

During the day the branding elements appear blue and black in accordance with branding standards.

During the night branding elements appear white.



**A** Side Section  
Scale: Not To Scale

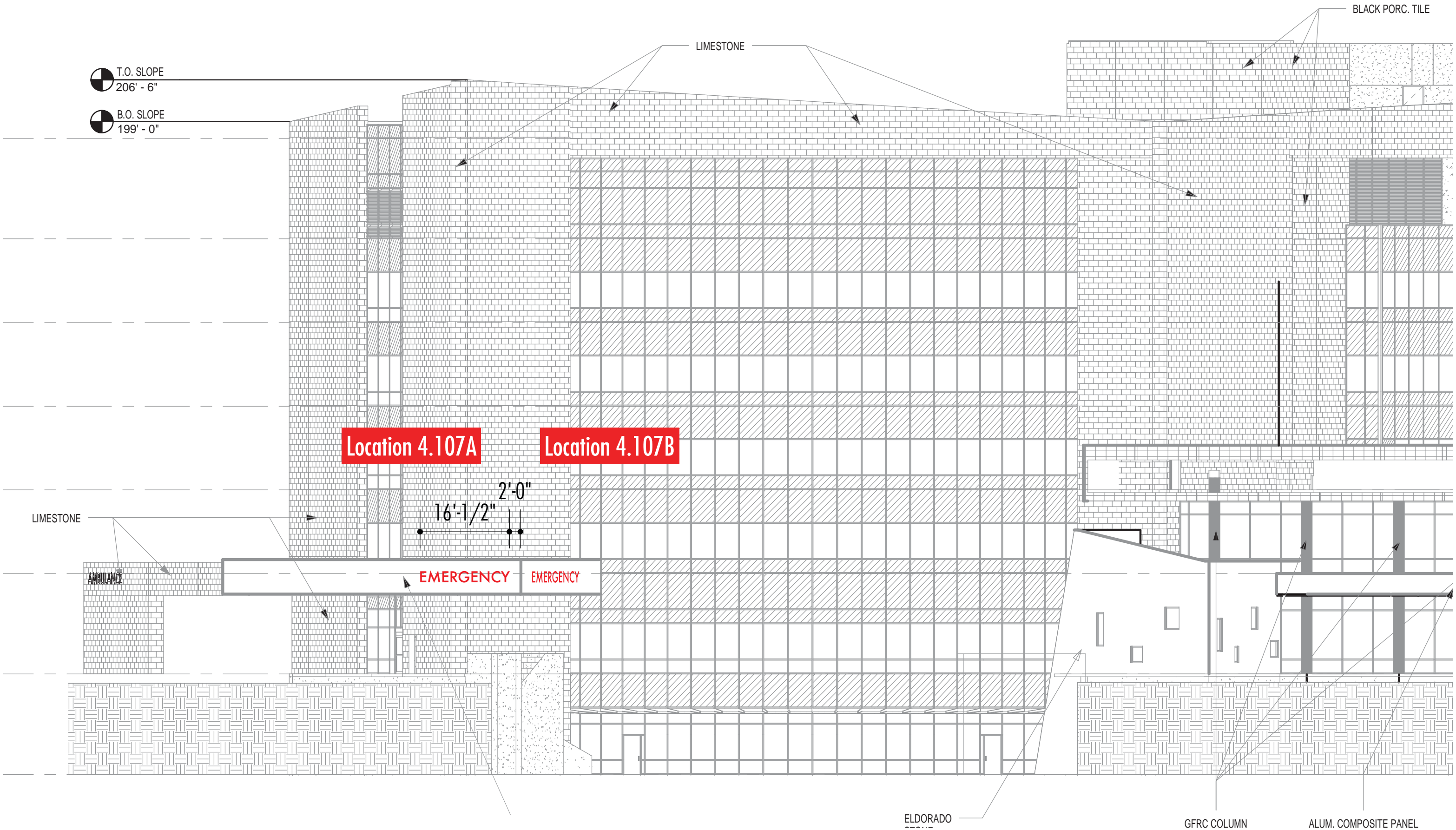


**3** Detail  
Scale: Not To Scale

1. 5" deep fabricated channel letters with .050" returns and .063" back with returns painted silver.
2. Face to be 3/16" #7328 acrylic. For flame icon and "Baylor" letterforms, faces is covered with perforated vinyl duotone film painted to match Baylor Blue (PMS 285.) Remaining letterforms with day/night perforated vinyl to match Black Dual Color Film. Faces to be secured to channel letters with 090 aluminum retainer clips.
3. Illumination to be by high output bright white LED light system.
4. Wall is 3" stone with 2" airspace.
5. Circuits and power supply to be (2) 20amp 120v circuits.
6. 1/8" Alum. letter back
7. 1/4 x 20 x 5" Stainless Lag bolt
8. Alum. lamp support plate
9. RTV Silicone Sealant, GE brand, to completely fill and seal all penetrations/holes
10. Alum. mounting clip
11. .090 Alum. letter return
12. .090 Alum. retainer strip
13. Limestone block wall
14. Transformer within each letterform
15. 3/16" x 3/8" x 4" Alum. tube compression sleeve
16. 5/8" Exterior grade c/C Treated Plywood blocking
17. 3/4" Exterior grade c/C Treated Plywood template with electrical pull sleeves installed by Sign Contractor. Provide 3/4" sleeve in the event that the primary power will require the power to be pulled out to the individual letters.
18. Pullwire and wire to J-box provided by others.


Quantity: 1





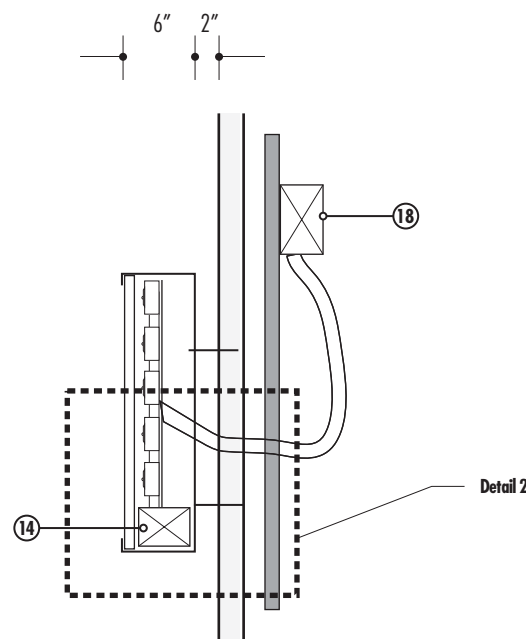
**EMERGENCY LETTERS**

Face illuminated channel letterforms,  
LED-illuminated red

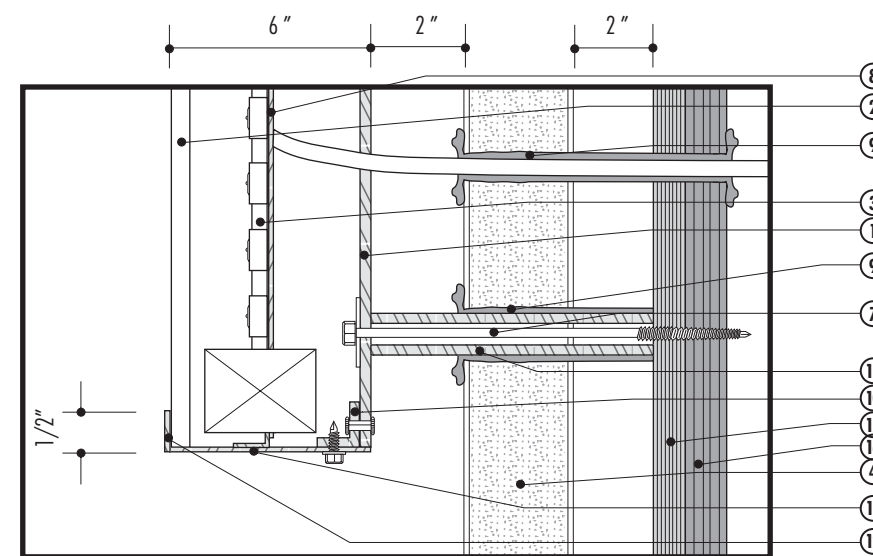


**1 Front Elevation**  
Scale: 3/8"=1'-0"

**32 Square Feet**



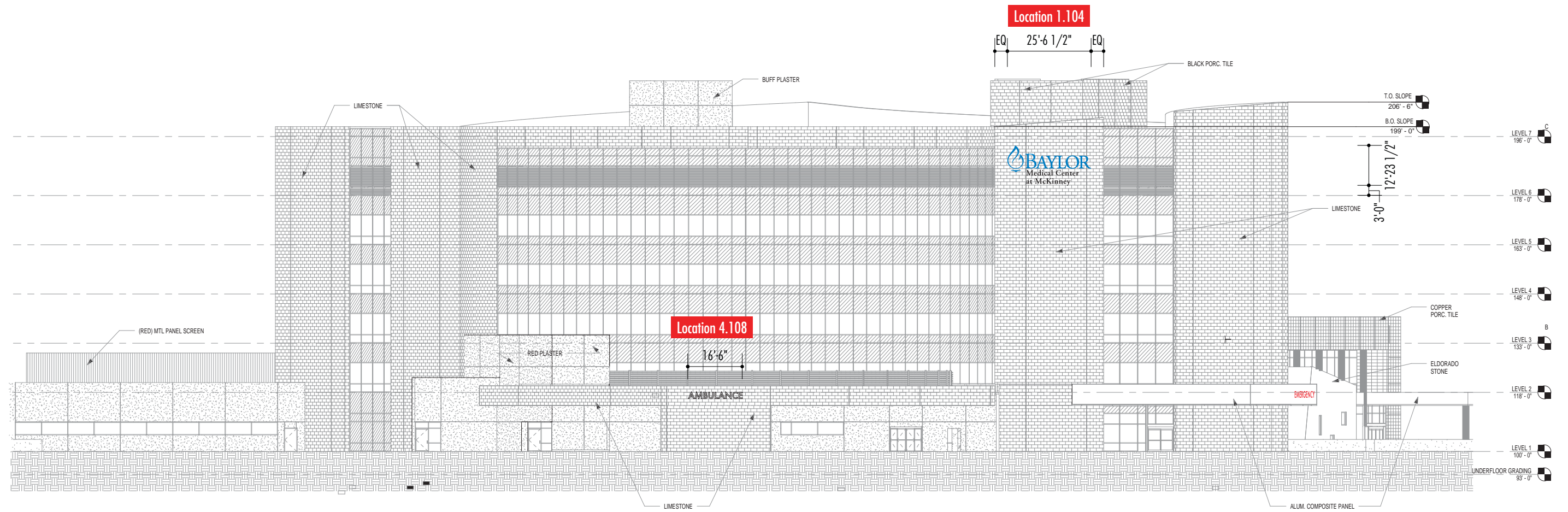
**A Side Section**  
Scale: Not To Scale



**2 Detail**  
Scale: Not To Scale

1. 5" deep fabricated channel letters with .050" returns and .063" back with returns painted silver.
2. Face to be 3/16" translucent red acrylic. Faces to be secured to channel letters with 090 aluminum retainer clips.
3. Illumination to be by high output bright red LED light system.
4. Existing interlocking aluminum fascia structure.
5. Circuits and power supply to be (2) 20amp 120v circuits.
6. 1/8" Alum. letter back
7. 1/4 x 20 x 5" Stainless Lag bolt
8. Alum. lamp support plate
9. RTV Silicone Sealant, GE brand, to completely fill and seal all penetrations/holes
10. Alum. mounting clip
11. .090 Alum. letter return
12. .090 Alum. retainer strip
13. (not used)
14. Transformer within each letterform
15. 3/16" x 3/8" x 4" Alum. tube compression sleeve
16. 5/8" Exterior grade c/C Treated Plywood blocking
17. 3/4" Exterior grade c/C Treated Plywood template with electrical pull sleeves installed by Sign Contractor. Provide 3/4" sleeve in the event that the primary power will require the power to be pulled out to the individual letters.
18. Pullwire and wire to J-box provided by others.

Quantity: 2



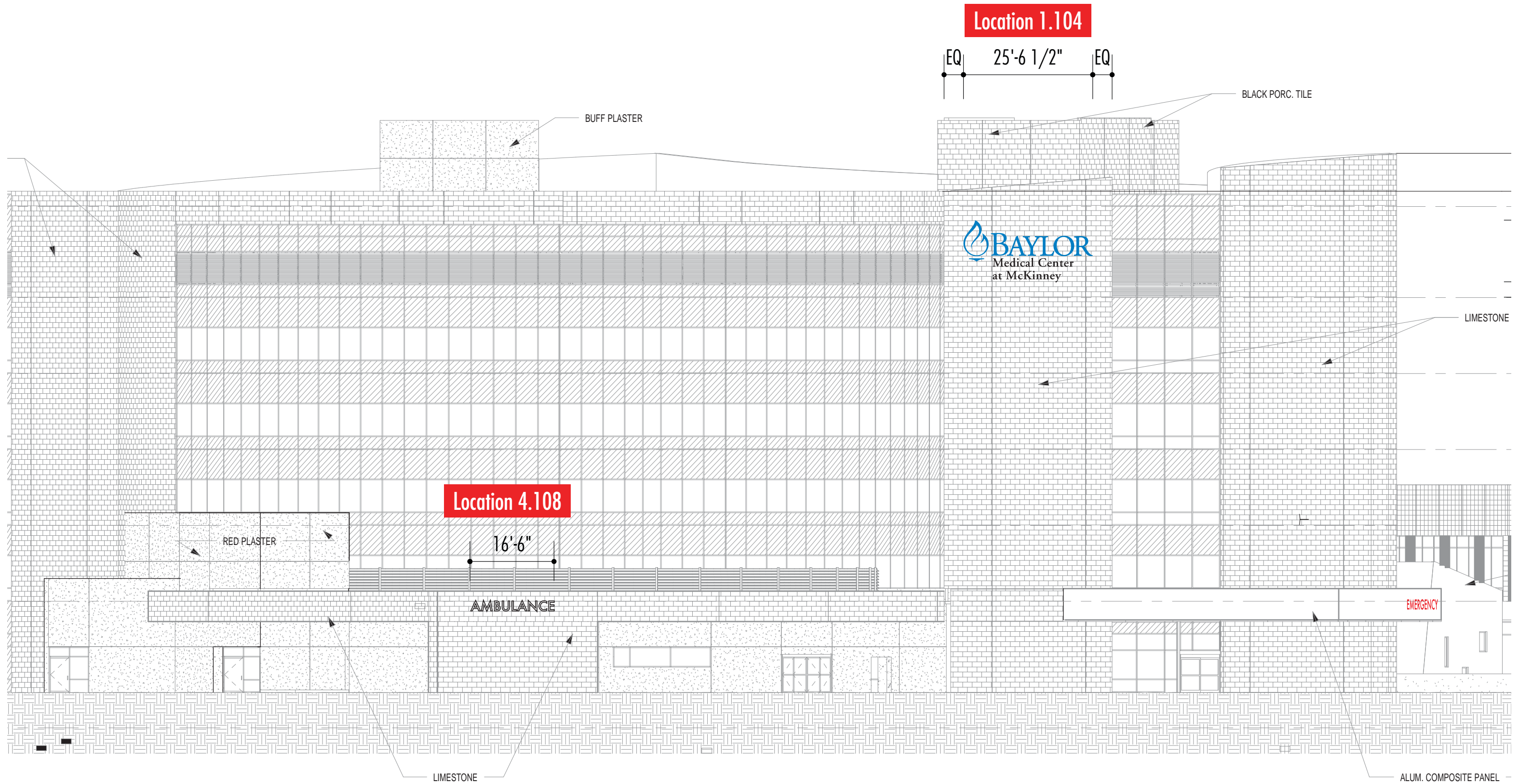
**1 West Elevation**  
 Scale: 1/32"=1'-0"




**BABENDURE DESIGN GROUP**  
 8140 WALNUT HILL LANE # 103 DALLAS, TEXAS 75231  
 T > 214 265.1960 F > 214 265.5552

**PROJECT > BAYLOR MEDICAL CENTER AT MCKINNEY**  
**NAME > WEST ELEVATION**  
**DATE > SEPTEMBER 27, 2011**

©Babendure Design Group. All rights reserved.  
 No part of this document may be reproduced or utilized in any form without prior written authorization from Babendure Design Group. This document serves as a device to communicate design intent only. Fabrication and installation of all products represented herein will be derived from the shop drawings produced by the project's contracted fabricator.





**1** South Elevation  
Scale: 1/4"=1'-0"

194 Square Feet



41 Square Feet

92.5 Square Feet

29.5 Square Feet

31 Square Feet

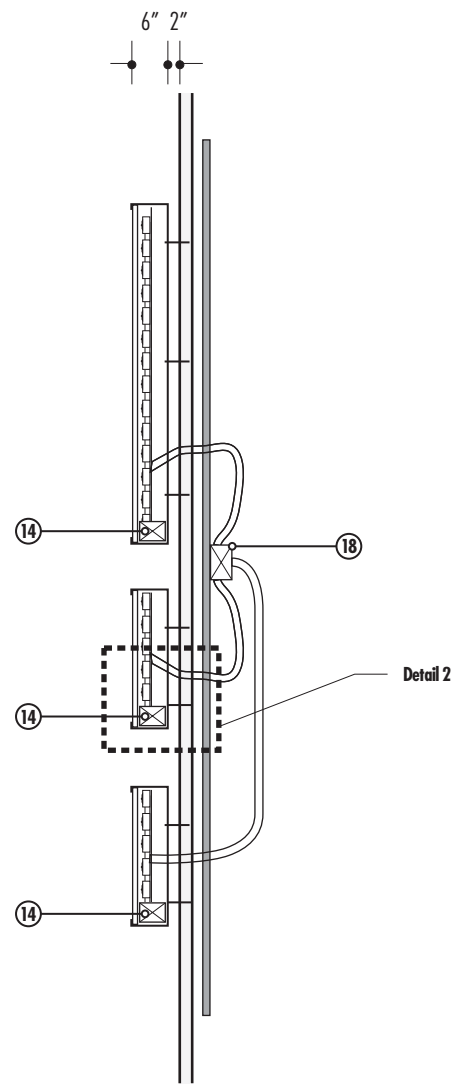
**2** Detail  
Scale: 3/16"=1'-0"

**WEST BUILDING BRAND**

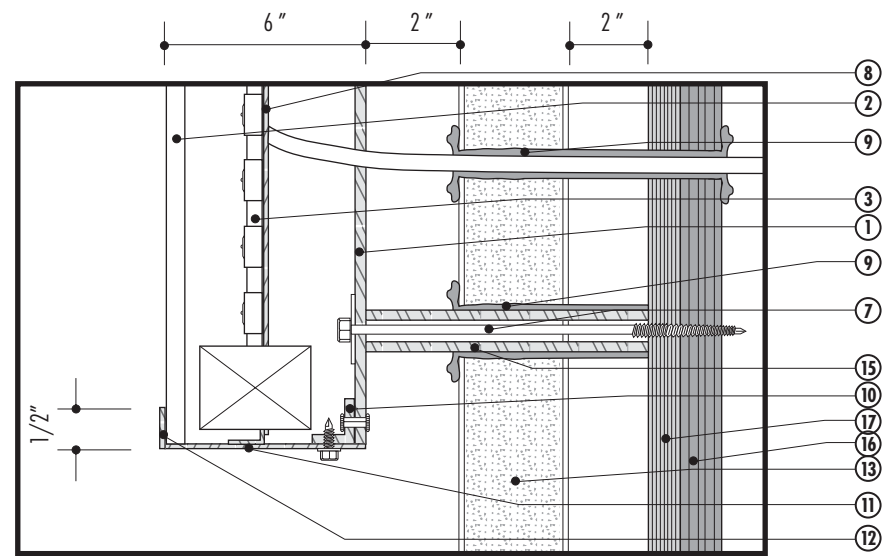
Face-illuminated branding elements with Day/Night face material.

During the day the branding elements appear blue and black in accordance with branding standards.

During the night branding elements appear white.



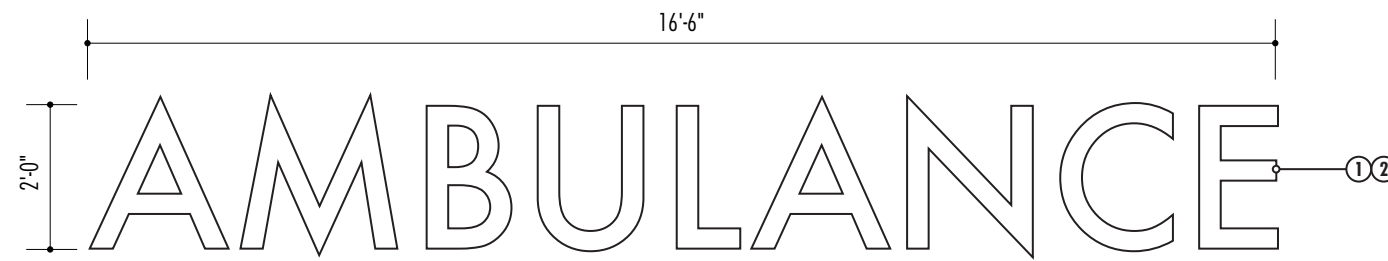
**A** Side Section  
Scale: Not To Scale



**3** Detail  
Scale: Not To Scale

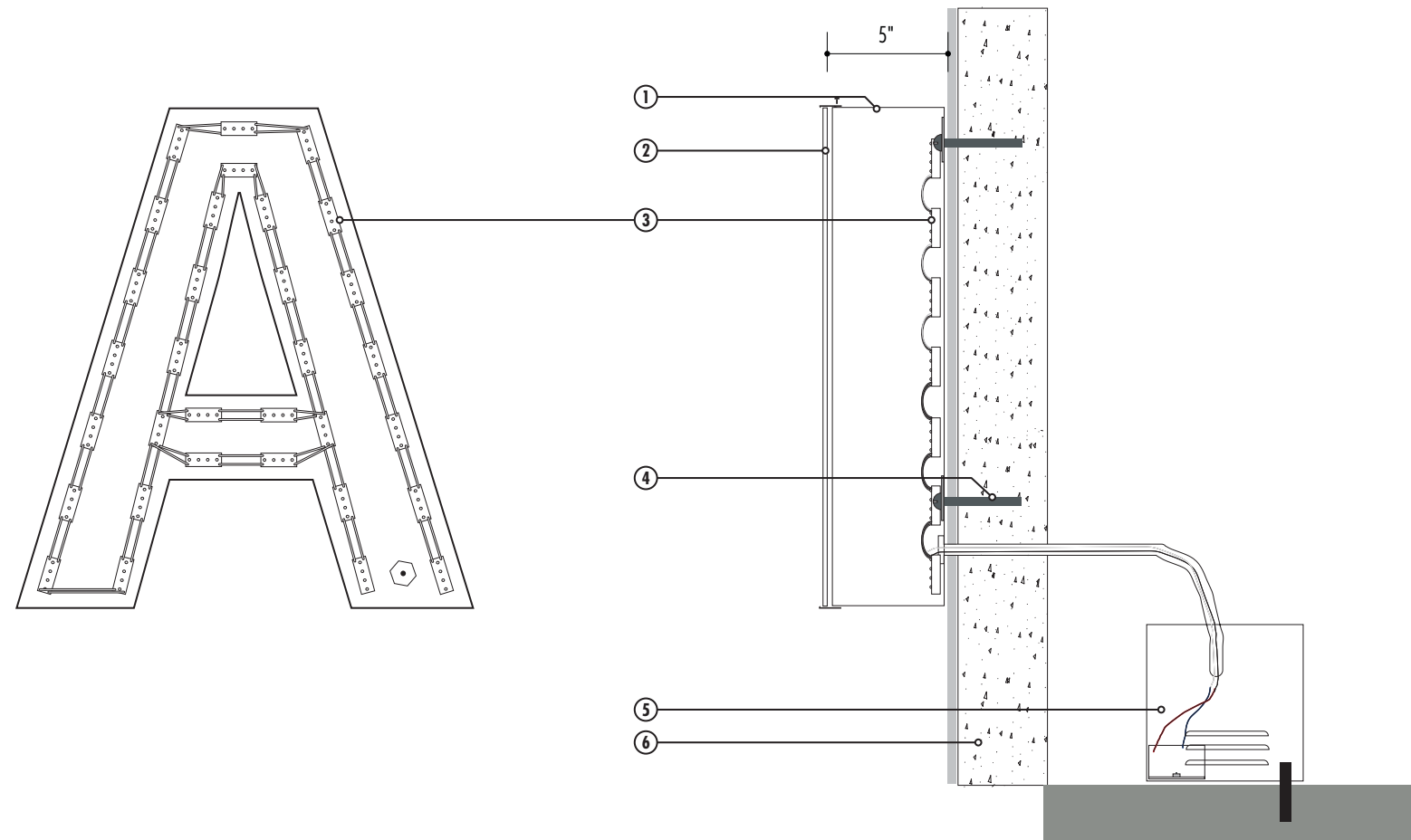
1. 5" deep fabricated channel letters with .050" returns and .063" back with returns painted silver.
2. Face to be 3/16" #7328 acrylic. For flame icon and "Baylor" letterforms, faces is covered with perforated vinyl duotone film painted to match Baylor Blue (PMS 285.) Remaining letterforms with day/night perforated vinyl to match Black Dual Color Film. Faces to be secured to channel letters with 090 aluminum retainer clips.
3. Illumination to be by high output bright white LED light system.
4. Wall is 3" stone with 2" airspace.
5. Circuits and power supply to be (2) 20amp 120v circuits.
6. 1/8" Alum. letter back
7. 1/4 x 20 x 5" Stainless Lag bolt
8. Alum. lamp support plate
9. RTV Silicone Sealant, GE brand, to completely fill and seal all penetrations/holes
10. Alum. mounting clip
11. .090 Alum. letter return
12. .090 Alum. retainer strip
13. Limestone block wall
14. Transformer within each letterform
15. 3/16" x 3/8" x 4" Alum. tube compression sleeve
16. 5/8" Exterior grade c/C Treated Plywood blocking
17. 3/4" Exterior grade c/C Treated Plywood template with electrical pull sleeves installed by Sign Contractor. Provide 3/4" sleeve in the event that the primary power will require the power to be pulled out to the individual letters.
18. Pullwire and wire to J-box provided by others.

Quantity: 1



**1** Front Elevation  
Scale: 3/8"=1'-0"

33 Square Feet



**2** Letter Detail - without Face  
Scale: Not To Scale

**3** Section Detail  
Scale: Not To Scale

**AMBULANCE LETTERS**

Face illuminated channel letterforms,  
LED-illuminated white

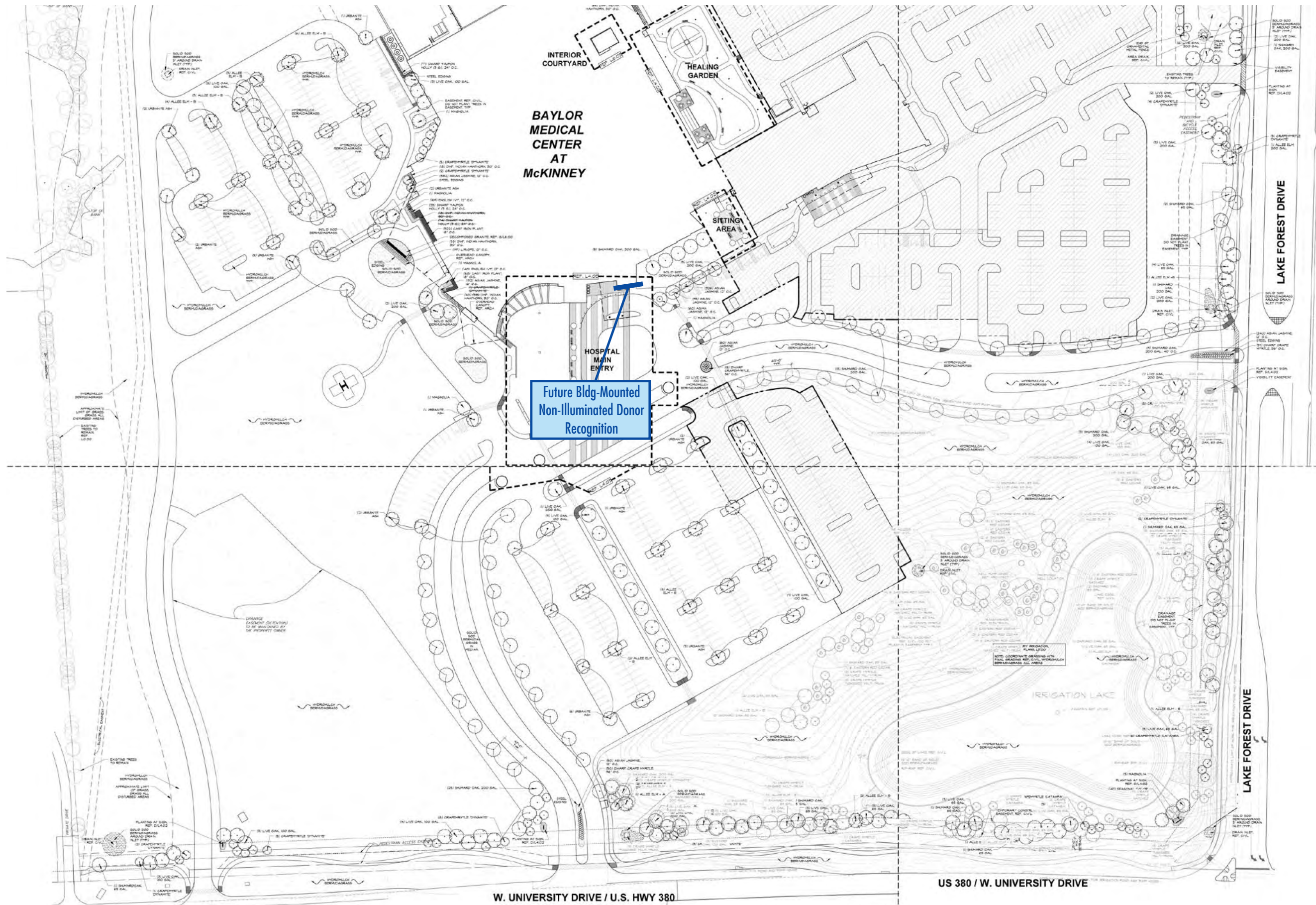
1. 5" deep fabricated channel letters with .050" returns and .063" back with returns painted silver.
2. Face to be 3/16" #7328 white acrylic. Faces to be secured to channel letters with 090 aluminum retainer clips.
3. Illumination to be by high output bright white LED light system.
4. Limestone block wall
5. Circuits and power supply to be (2) 20amp 120v circuits.
6. 1/8" Alum. letter back
7. 1/4 x 20 x 5" Stainless Lag bolt
8. Alum. lamp support plate
9. RTV Silicone Sealant, GE brand, to completely fill and seal all penetrations/holes
10. Alum. mounting clip
11. .090 Alum. letter return
12. .090 Alum. retainer strip
13. (not used)
14. Transformer within each letterform
15. 3/16" x 3/8" x 4" Alum. tube compression sleeve
16. 5/8" Exterior grade c/C Treated Plywood blocking
17. 3/4" Exterior grade c/C Treated Plywood template with electrical pull sleeves installed by Sign Contractor. Provide 3/4" sleeve in the event that the primary power will require the power to be pulled out to the individual letters.
18. Pullwire and wire to J-box provided by others.

Quantity: 1

• • •  
**B D G**

# **BUILDING-MOUNTED DONOR RECOGNITION**

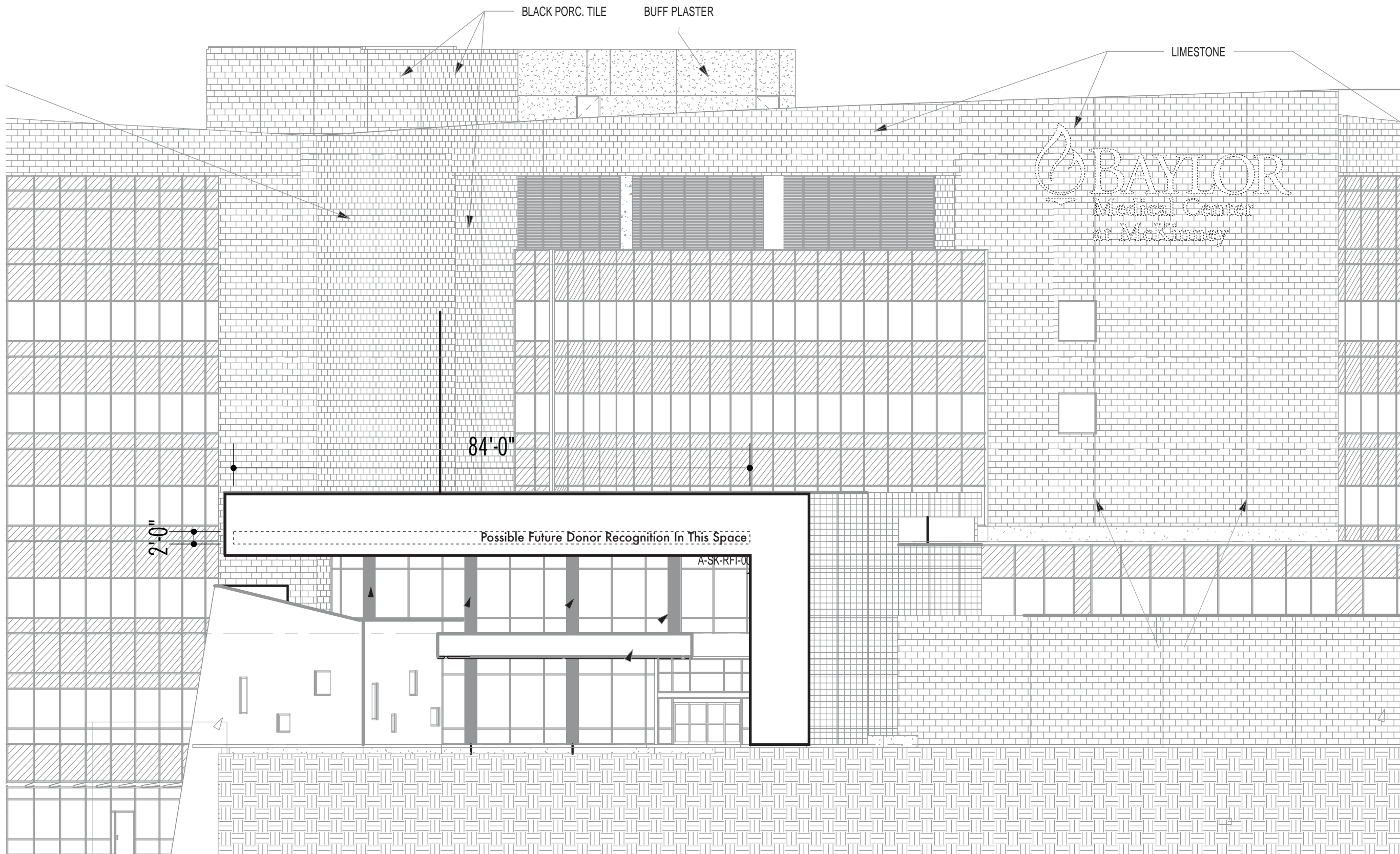




**BABENDURE DESIGN GROUP**  
 8140 WALNUT HILL LANE NO 103 DALLAS, TEXAS 75231  
 T > 214 265.1960 F > 214 265.5552

**PROJECT > BAYLOR MEDICAL CENTER AT MCKINNEY**  
**NAME > FUTURE DONOR RECOGNITION LOCATION PLAN**  
**DATE > SEPTEMBER 27, 2011**

©Babendure Design Group. All rights reserved.  
 No part of this document may be reproduced or utilized in any form without prior written authorization from Babendure Design Group. This document serves as a device to communicate design intent only. Fabrication and installation of all products represented herein will be derived from the shop drawings produced by the project's contracted fabricator.



**1 Future Donor Recognition**  
 Scale: 1/32"=1'-0"

**168 Square Feet**



**BABENDURE DESIGN GROUP**  
 8140 WALNUT HILL LANE # 103 DALLAS, TEXAS 75231  
 T > 214 265.1960 F > 214 265.5552

**PROJECT > BAYLOR MEDICAL CENTER AT MCKINNEY**  
**NAME > FUTURE DONOR RECOGNITION**  
**DATE > SEPTEMBER 27, 2011**

©Babendure Design Group. All rights reserved.  
 No part of this document may be reproduced or utilized in any form without prior written authorization from Babendure Design Group. This document serves as a device to communicate design intent only. Fabrication and installation of all products represented herein will be derived from the shop drawings produced by the project's contracted fabricator.



**BABENDURE DESIGN GROUP**  
8140 WALNUT HILL LANE # 103 DALLAS, TEXAS 75231  
T > 214 265.1960 F > 214 265.5552

**PROJECT > BAYLOR MEDICAL CENTER AT MCKINNEY**  
**NAME > FUTURE DONOR RECOGNITION**  
**DATE > SEPTEMBER 27, 2011**

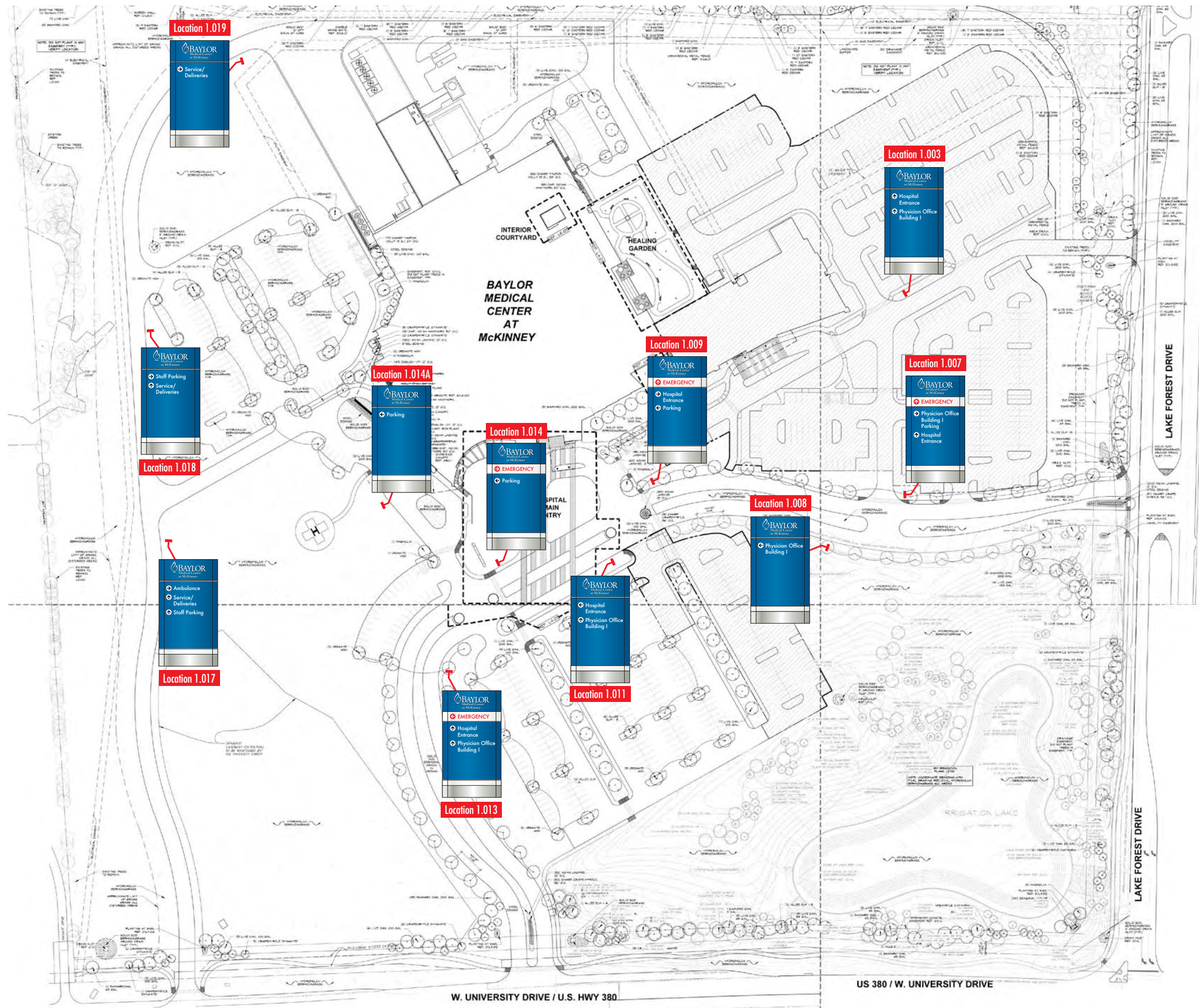
©Babendure Design Group. All rights reserved.  
No part of this document may be reproduced or utilized in any form without prior written authorization from Babendure Design Group. This document serves as a device to communicate design intent only. Fabrication and installation of all products represented herein will be derived from the shop drawings produced by the project's contracted fabricator.



**B D G**

# **GROUND-MOUNTED WAYFINDING**

SITE DIRECTIONAL  
 Non-illuminated aluminum sign with  
 reflective vinyl messages  
 City allows 4 square feet



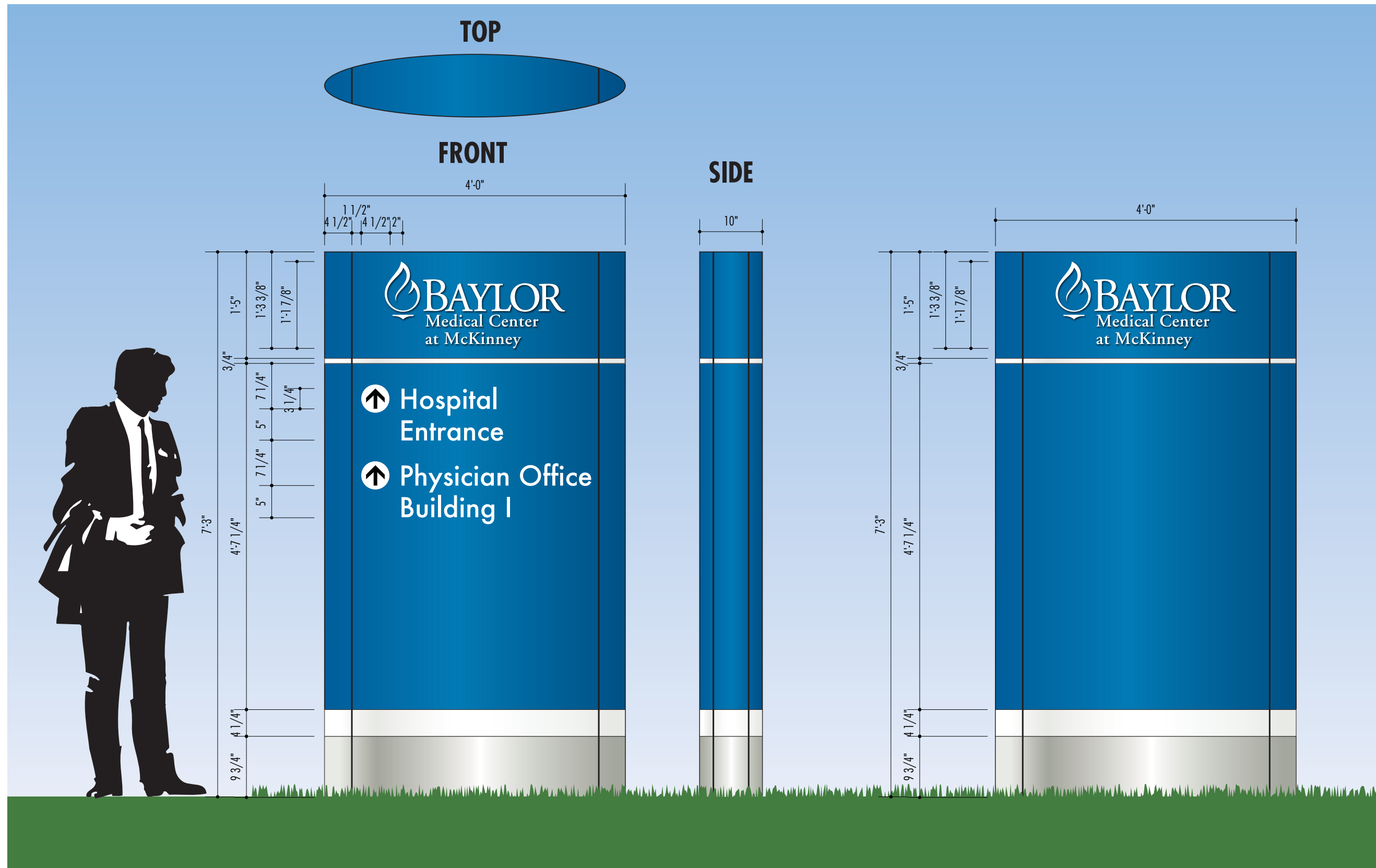
**BABENDURE DESIGN GROUP**  
 8140 WALNUT HILL LANE # 103 DALLAS, TEXAS 75231  
 T > 214 265.1960 F > 214 265.5552

**PROJECT > BAYLOR MEDICAL CENTER AT MCKINNEY**  
**NAME > SITE DIRECTIONAL LOCATION PLAN**  
**DATE > SEPTEMBER 27, 2011**

©Babendure Design Group. All rights reserved.  
 No part of this document may be reproduced or utilized in  
 any form without prior written authorization from Babendure  
 Design Group. This document serves as a device to commu-  
 nicate design intent only. Fabrication and installation of all  
 products represented herein will be derived from the shop  
 drawings produced by the project's contracted fabricator.

SITE DIRECTIONAL  
 Non-illuminated aluminum sign with  
 reflective vinyl messages

City allows 4 square feet



1 Site Directional - Location 1.003

Scale: 3/4"=1'-0"

29 Square Feet



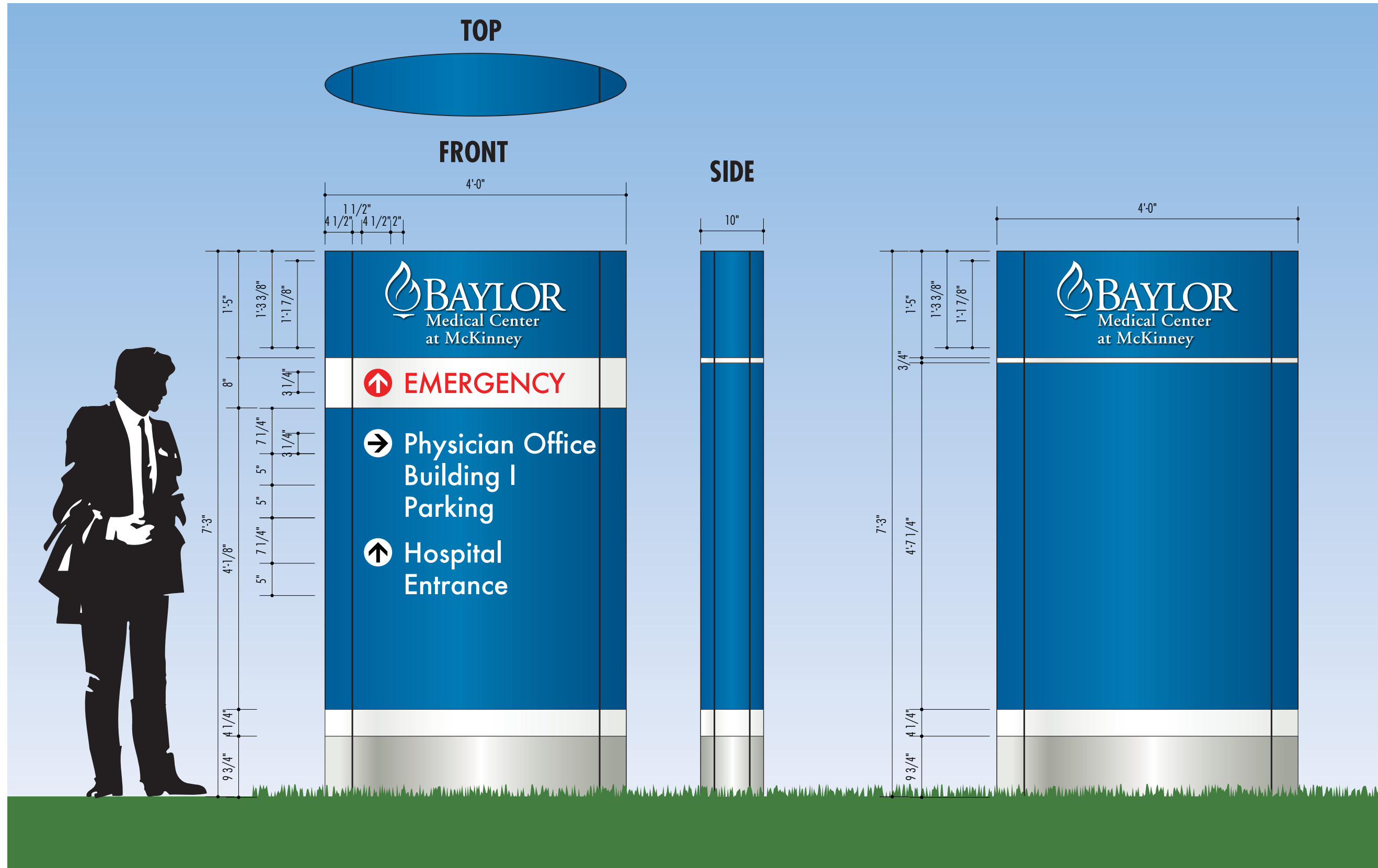
BABENDURE DESIGN GROUP  
 8140 WALNUT HILL LANE # 103 DALLAS, TEXAS 75231  
 T > 214 265.1960 F > 214 265.5552

PROJECT > BAYLOR MEDICAL CENTER AT MCKINNEY  
 NAME > SITE DIRECTIONAL - LOCATION 1.003  
 DATE > SEPTEMBER 27, 2011

©Babendure Design Group. All rights reserved.  
 No part of this document may be reproduced or utilized in  
 any form without prior written authorization from Babendure  
 Design Group. This document serves as a device to commu-  
 nicate design intent only. Fabrication and installation of all  
 products represented herein will be derived from the shop  
 drawings produced by the project's contracted fabricator.

SITE DIRECTIONAL  
 Non-illuminated aluminum sign with  
 reflective vinyl messages

City allows 4 square feet



1 Site Directional - Location 1.007

Scale: 3/4"=1'-0"

29 Square Feet



BABENDURE DESIGN GROUP  
 8140 WALNUT HILL LANE # 103 DALLAS, TEXAS 75231  
 T > 214 265.1960 F > 214 265.5552

PROJECT > BAYLOR MEDICAL CENTER AT MCKINNEY  
 NAME > SITE DIRECTIONAL - LOCATION 1.007  
 DATE > SEPTEMBER 27, 2011

©Babendure Design Group. All rights reserved.  
 No part of this document may be reproduced or utilized in  
 any form without prior written authorization from Babendure  
 Design Group. This document serves as a device to commu-  
 nicate design intent only. Fabrication and installation of all  
 products represented herein will be derived from the shop  
 drawings produced by the project's contracted fabricator.

**Location 1.008**



**FRONT**

**BACK**



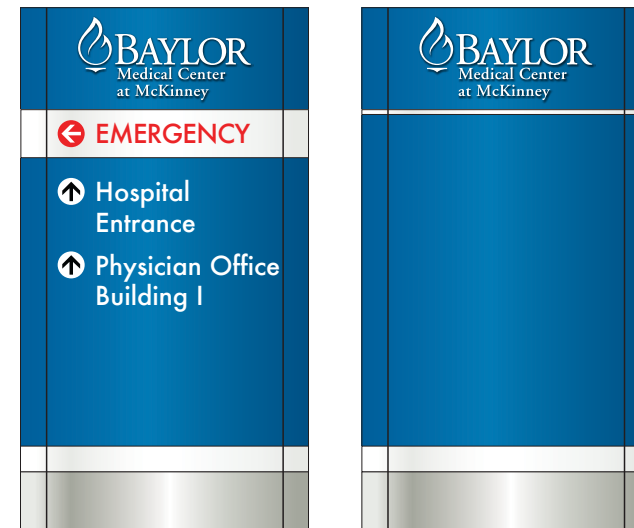
**Location 1.011**

**Location 1.009**



**FRONT**

**BACK**



**Location 1.013**



Location 1.014



FRONT

BACK

Location 1.014A



Location 1.017



FRONT

BACK



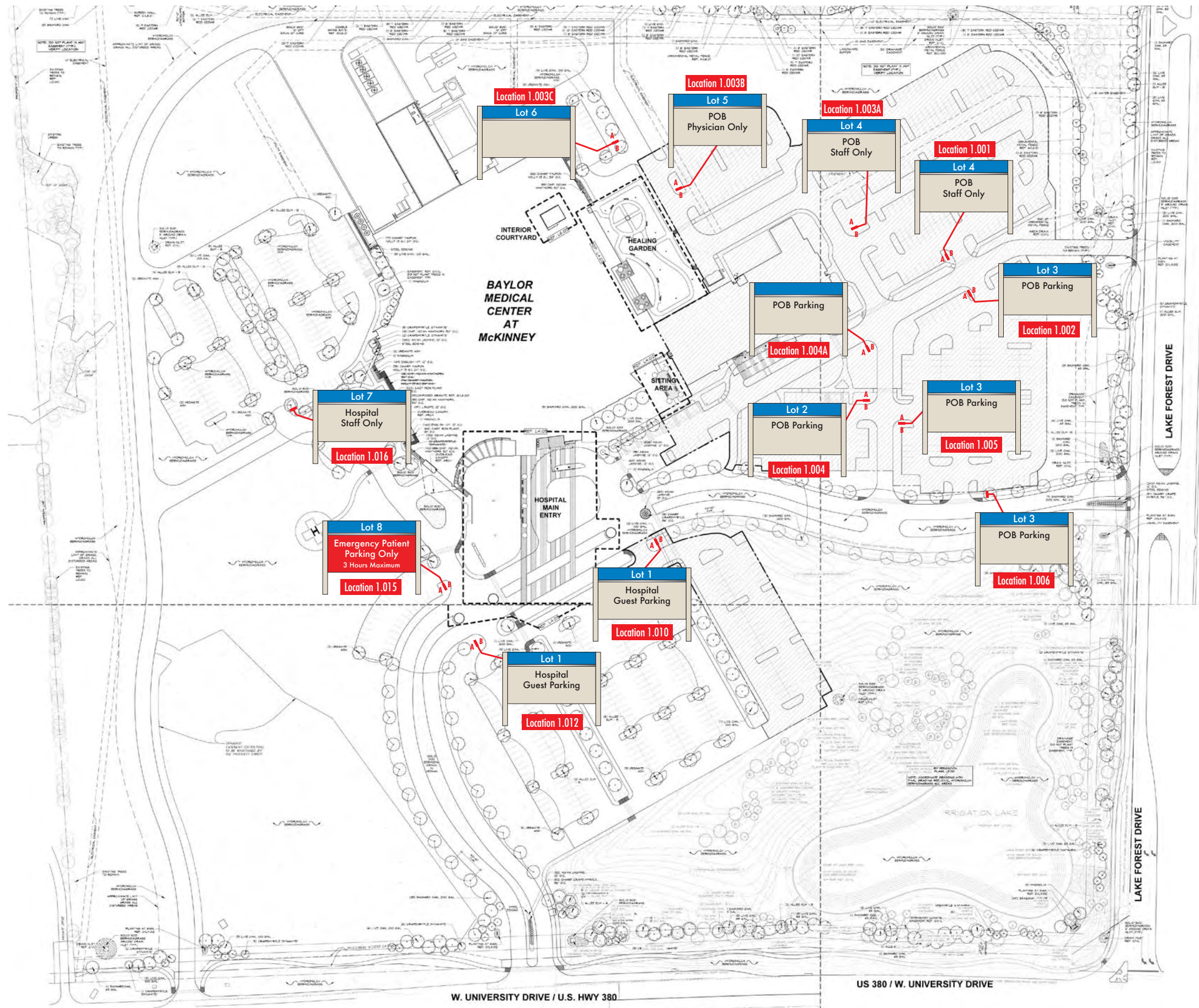
Location 1.018

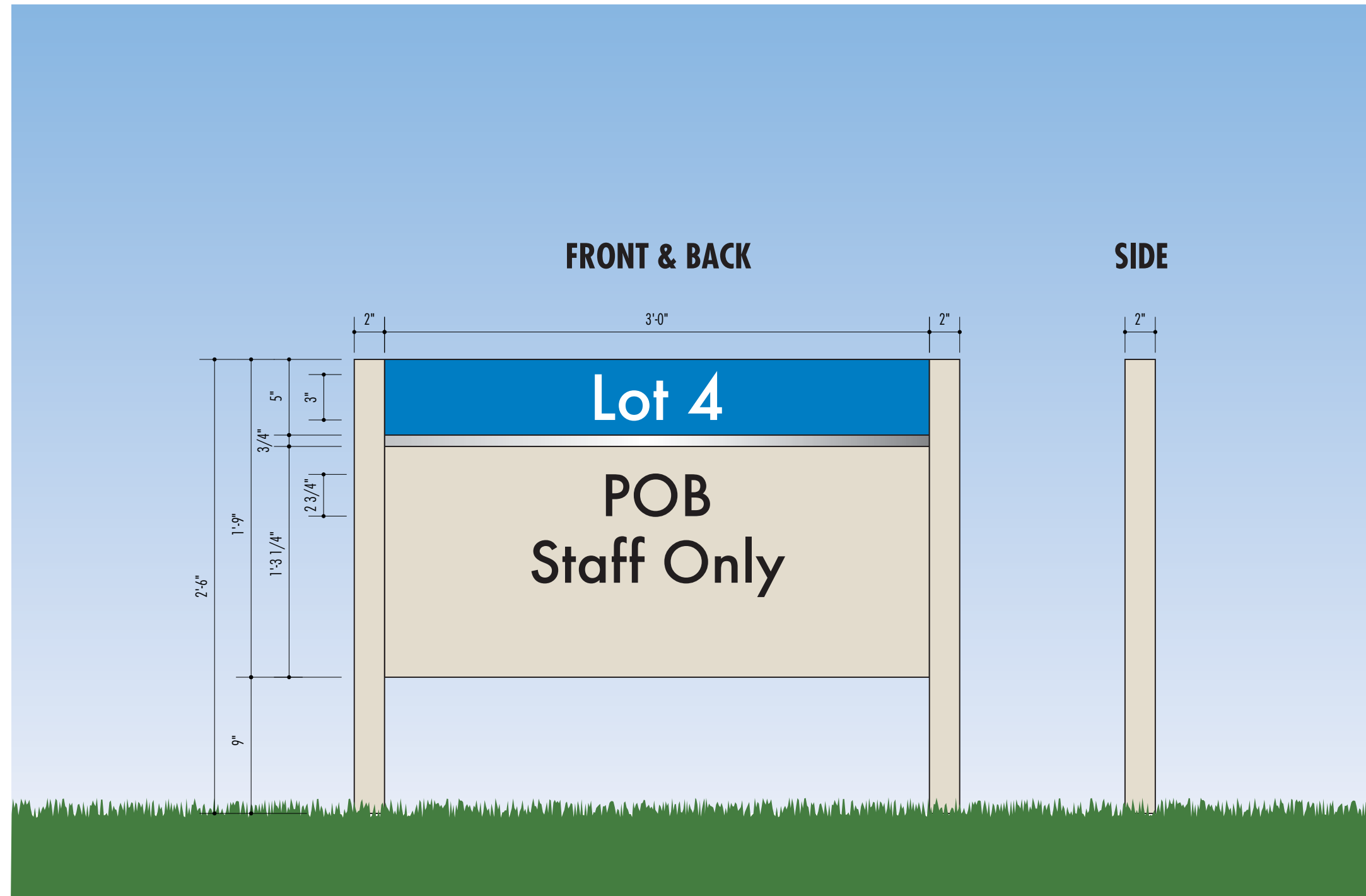


Location 1.019

• • •  
**B D G**

# PARKING LOT IDENTIFICATION





**1** Parking Lot Identification - Location 1.001  
 Scale: 1 1/2"=1'-0"

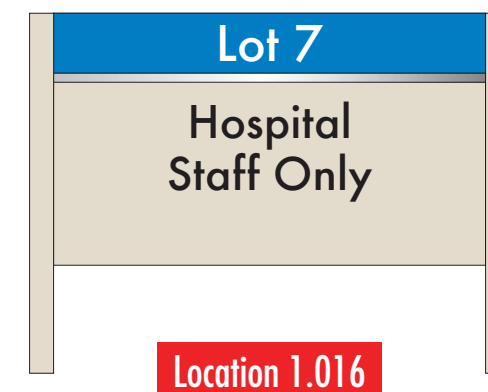
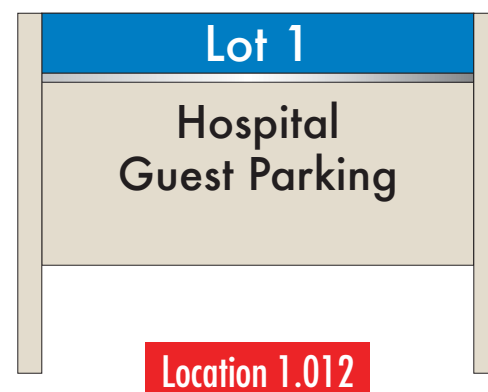
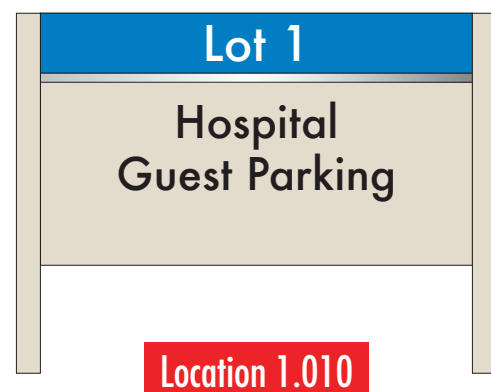
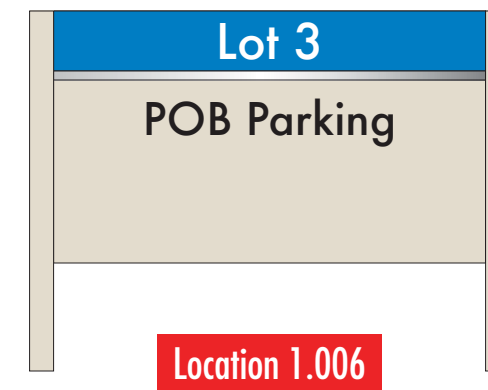
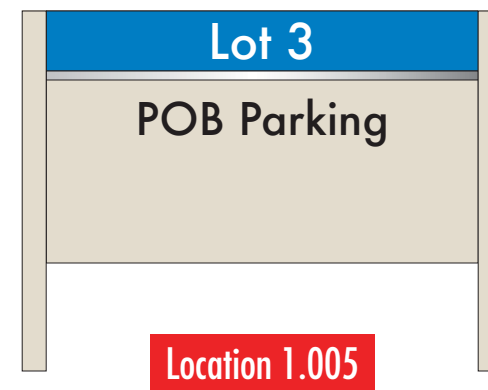
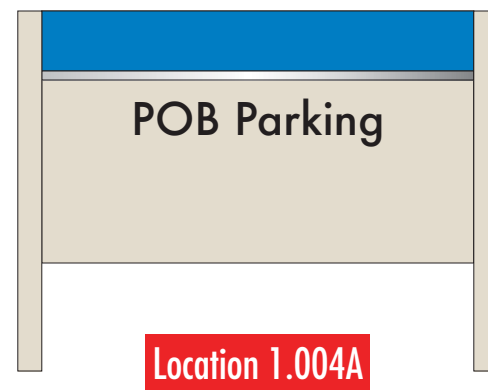
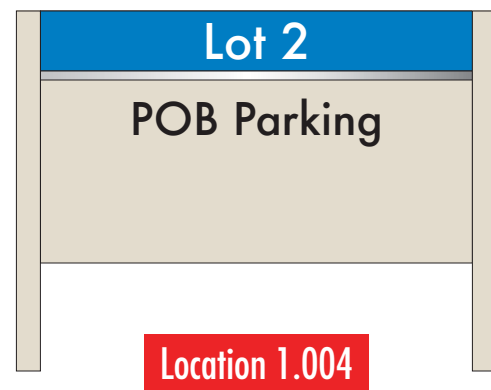
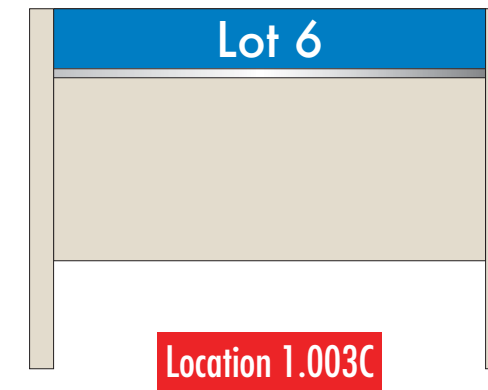
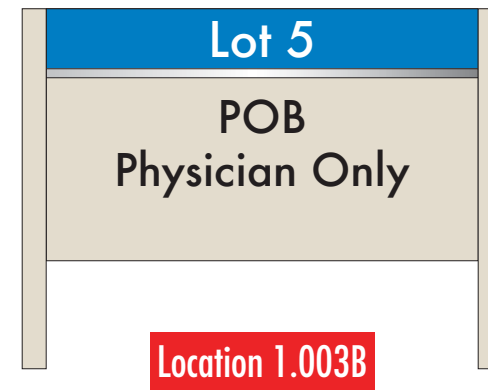
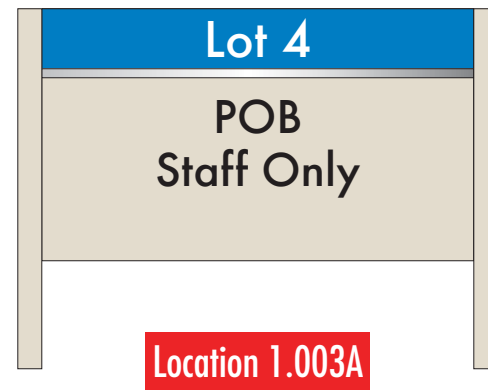
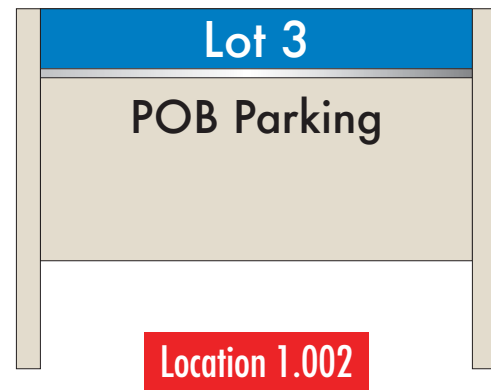
**5.25 Square Feet**

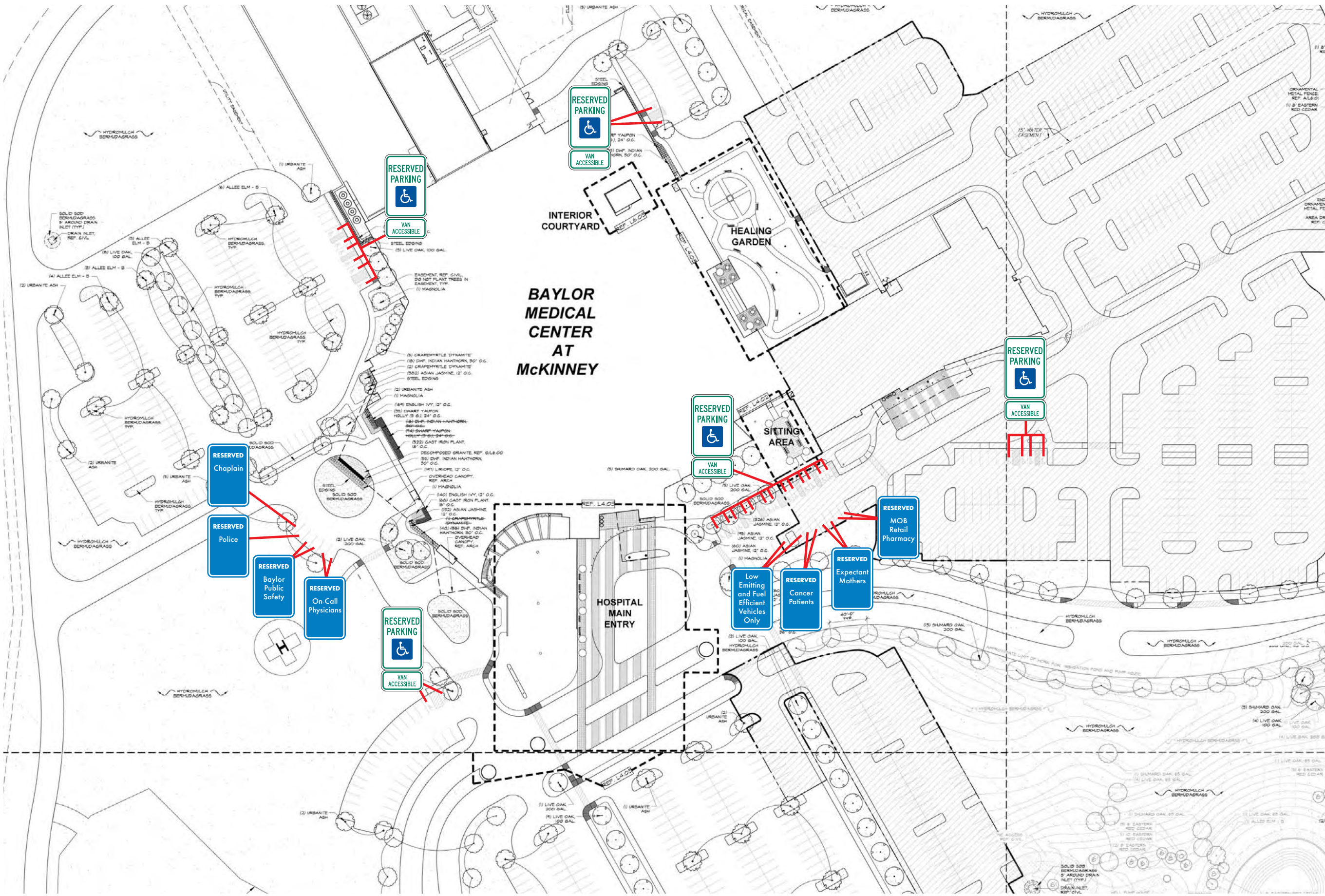


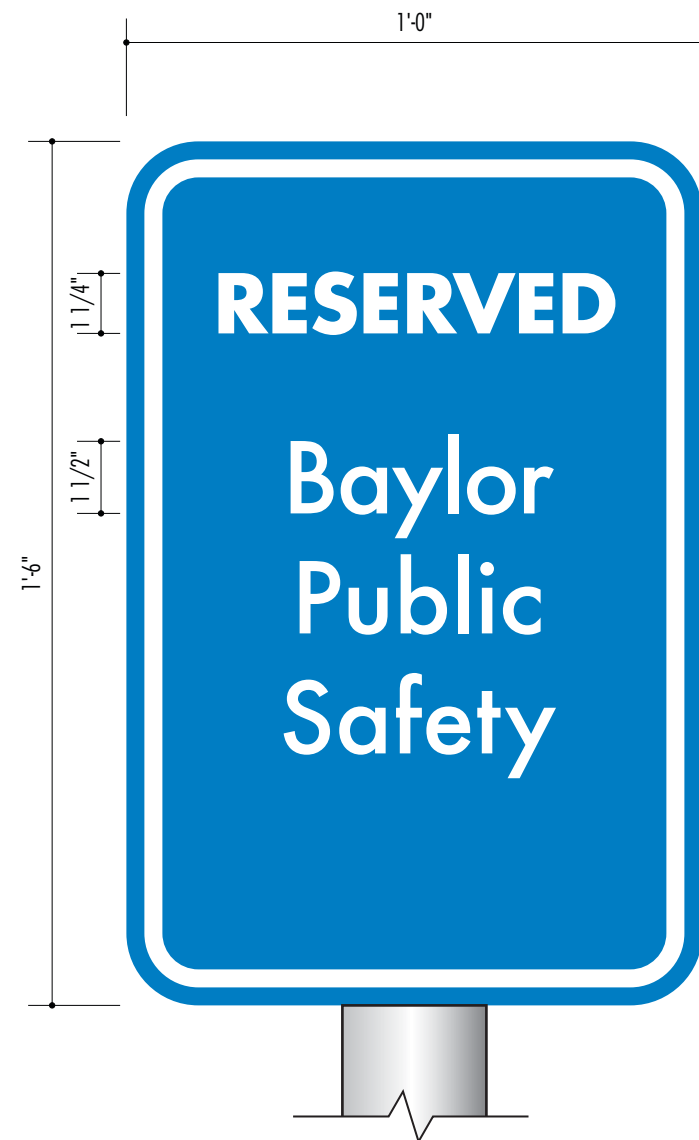
**BABENDURE DESIGN GROUP**  
 8140 WALNUT HILL LANE # 103 DALLAS, TEXAS 75231  
 T > 214 265.1960 F > 214 265.5552

**PROJECT > BAYLOR MEDICAL CENTER AT MCKINNEY**  
**NAME > PARKING LOT IDENTIFICATION - LOCATION 1.001**  
**DATE > SEPTEMBER 27, 2011**

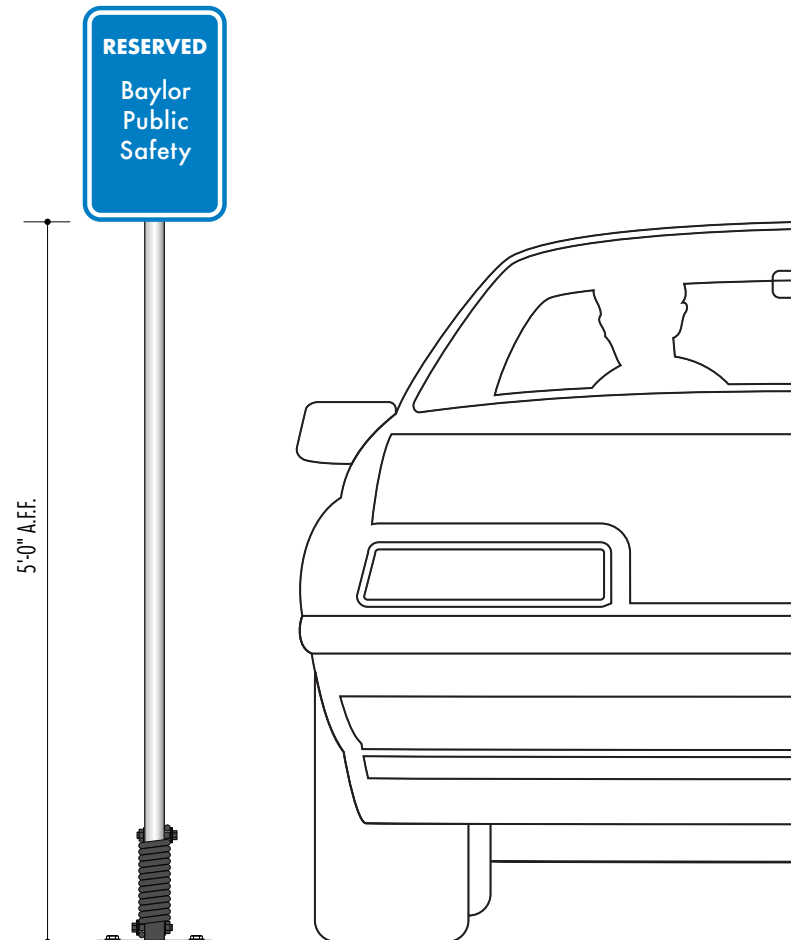
©Babendure Design Group. All rights reserved.  
 No part of this document may be reproduced or utilized in  
 any form without prior written authorization from Babendure  
 Design Group. This document serves as a device to commu-  
 nicate design intent only. Fabrication and installation of all  
 products represented herein will be derived from the shop  
 drawings produced by the project's contracted fabricator.



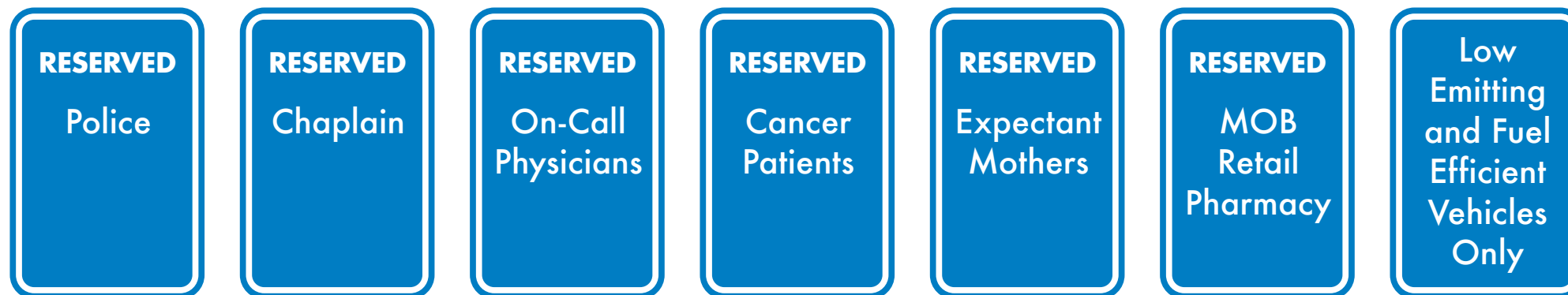




**1** Front Elevation  
 Scale: 3"=1'-0"

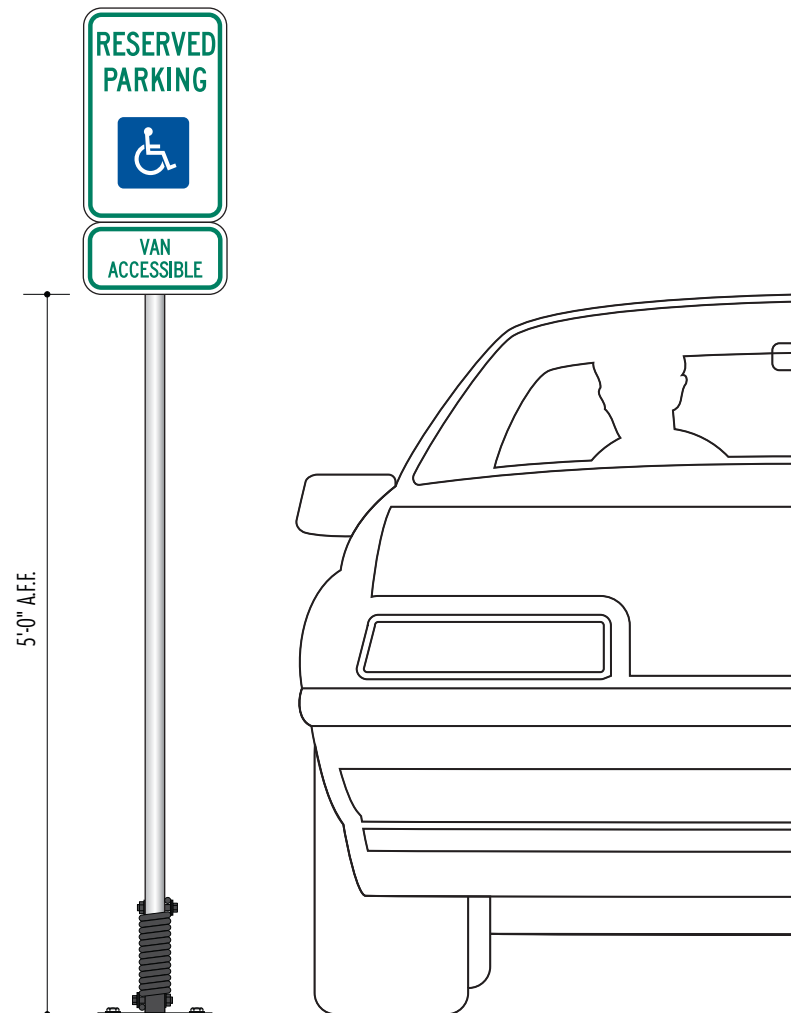


**2** Mounting Elevation  
 Scale: 3/4"=1'-0"





**1** Front Elevation  
 Scale: 3"=1'-0"



**2** Mounting Elevation  
 Scale: 3/4"=1'-0"



**B D G**

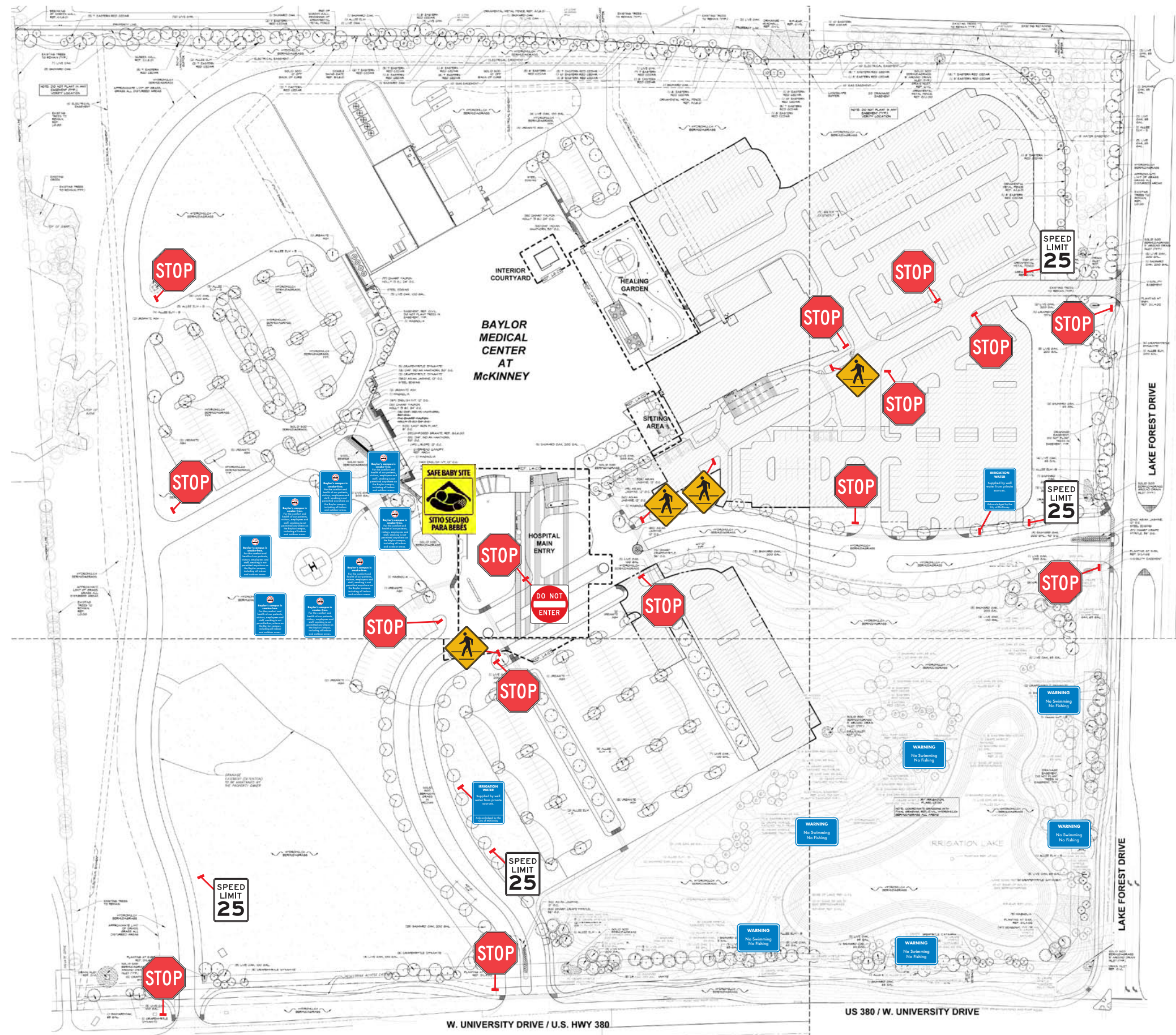
## **ADDITIONAL SIGNS**

**REGULATORY SIGNS**

**IRRIGATION NOTICE**

**LAKE NOTICE**

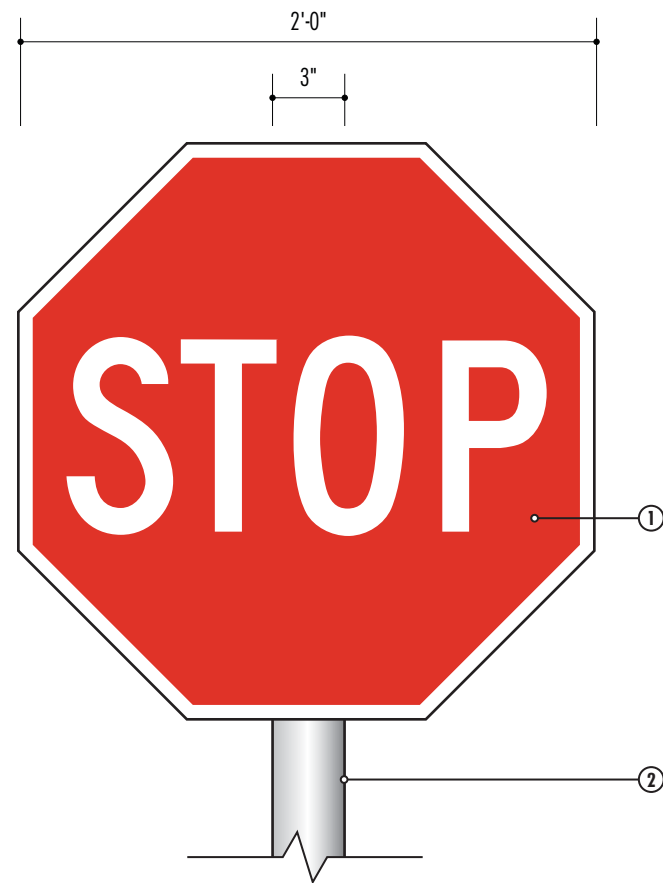
**HELIPAD SMOKING WARNING**



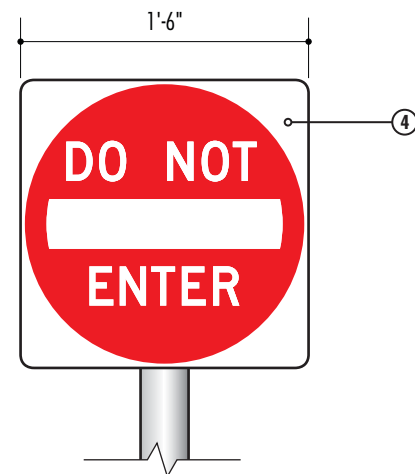
**BABENDURE DESIGN GROUP**  
 8140 WALNUT HILL LANE # 103 DALLAS, TEXAS 75231  
 T > 214 265.1960 F > 214 265.5552

**PROJECT > BAYLOR MEDICAL CENTER AT MCKINNEY**  
**NAME > REGULATORY & ADDITIONAL SIGN LOCATION PLAN**  
**DATE > SEPTEMBER 27, 2011**

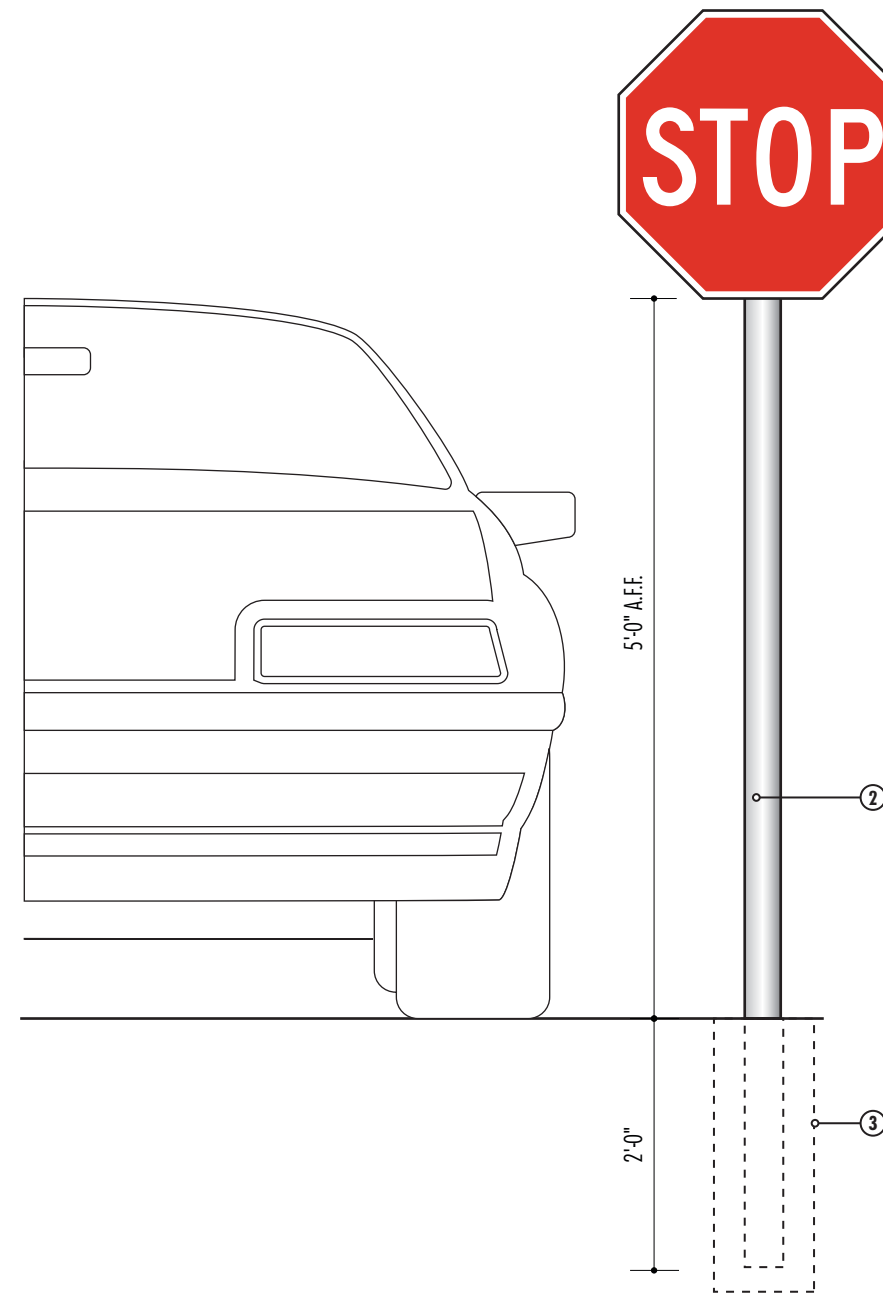
©Babendure Design Group. All rights reserved.  
 No part of this document may be reproduced or utilized in any form without prior written authorization from Babendure Design Group. This document serves as a device to communicate design intent only. Fabrication and installation of all products represented herein will be derived from the shop drawings produced by the project's contracted fabricator.



**1 Front Elevation**  
Scale: 1 1/2"=1'-0"

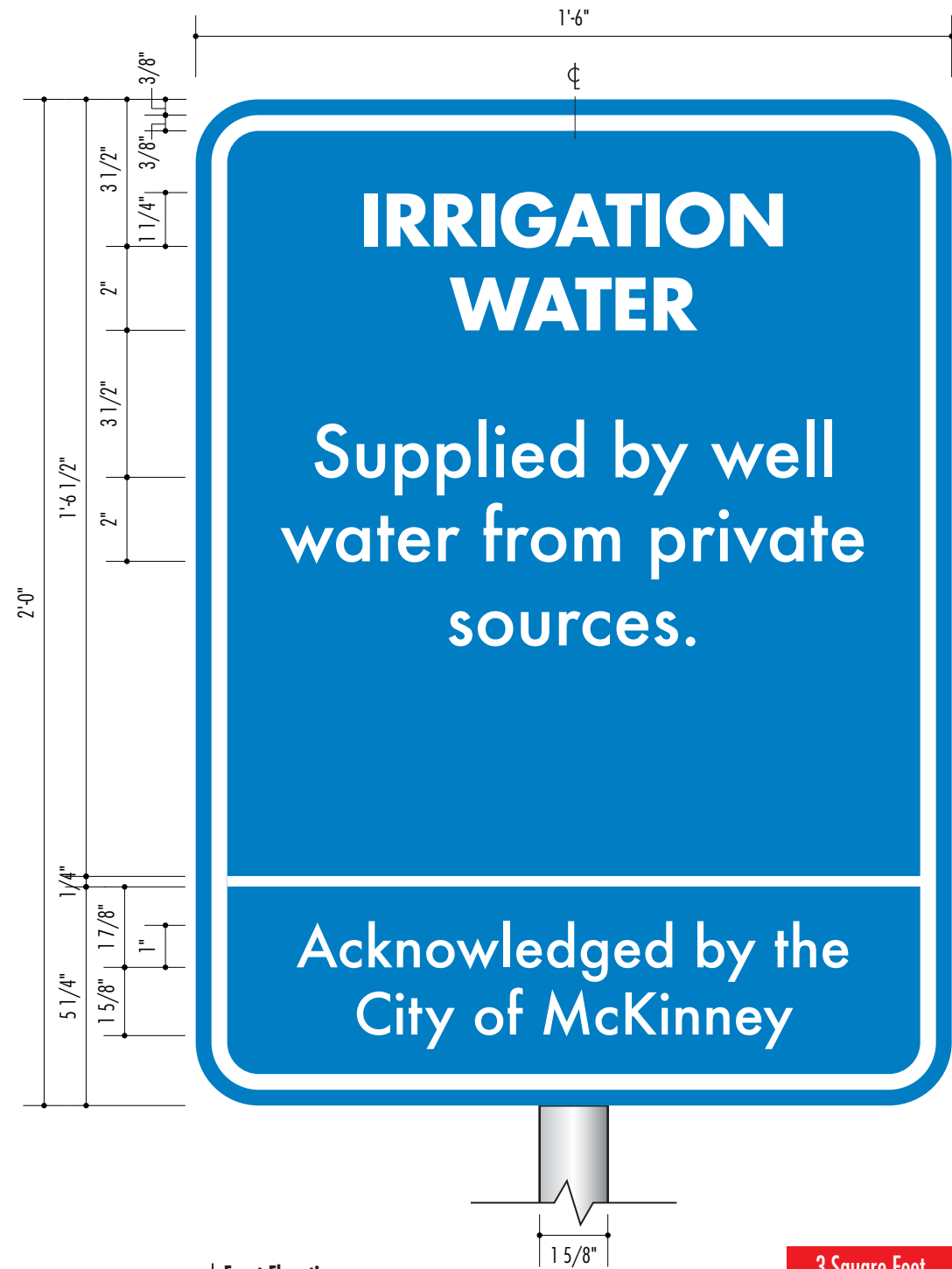


**3 Alternate Layout**  
Scale: 1"=1'-0"



**2 Mounting Elevation**  
Scale: 3/4"=1'-0"

IRRIGATION NOTICE  
 18" x 24" aluminum sign panel  
 with painted face and vinyl message.  
 Mounted on a galvanized steel post.



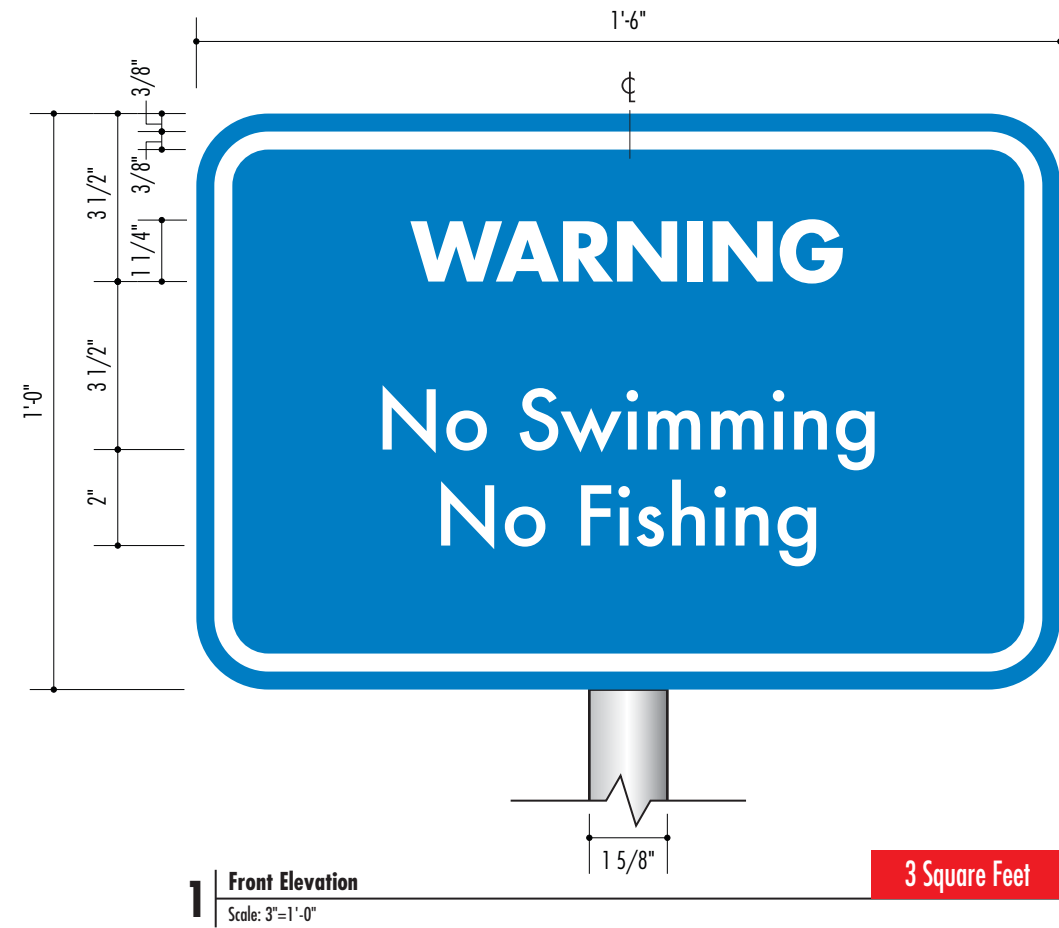
**1** Front Elevation  
 Scale: 3"=1'-0"

3 Square Feet



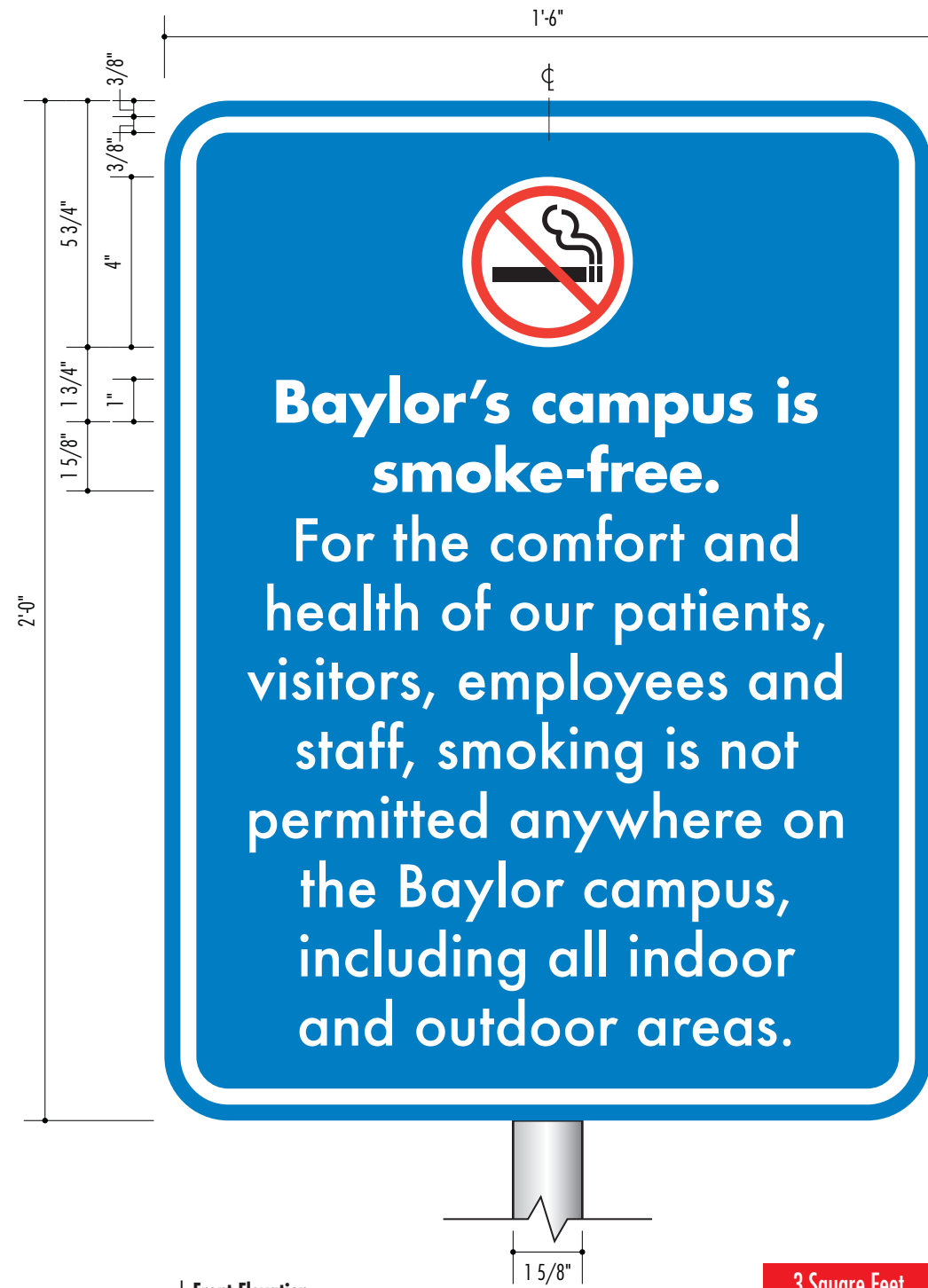
**2** Mounting Elevation  
 Scale: 3/4"=1'-0"

LAKE NOTICE  
 18" x 12" aluminum sign panel  
 with painted face and vinyl message.  
 Mounted on a galvanized steel post.



**2 Mounting Elevation**  
 Scale: 3/4"=1'-0"

SMOKING NOTICE  
 18" x 24" aluminum sign panel  
 with painted face and vinyl message.  
 Mounted on a galvanized steel post.



**1** Front Elevation  
 Scale: 3/4"=1'-0"

3 Square Feet



**2** Mounting Elevation  
 Scale: 3/4"=1'-0"