

LARGE TREES					
QUANTITY	SYMBOL	CALLOUT	COMMON NAME	SCIENTIFIC NAME	SIZE & CONDITION
4		CEDAR ELM	Cedar Elm	Ulmus crassifolia	4" caliper, 12-14' ht./ 6-T spread, B+B, straight trunk.
11		RED OAK	Shumard Red Oak	Quercus shumardii	4" caliper, 12-14' ht./ 6-T spread, B+B, straight trunk.
5		PISTACHE	Pistache	Pistachia chinensis	4" caliper, 12-14' ht./ 6-T spread, B+B, straight trunk.
10		LIVE OAK (B)	Live Oak	Quercus virginiana	8" caliper, 16-18' ht./ 10-12' spread, B+B, straight trunk.

ORNAMENTAL TREES					
QUANTITY	SYMBOL	CALLOUT	COMMON NAME	SCIENTIFIC NAME	SIZE AND CONDITION
2		PALATKA	East Palatka Holly	Ilex spp. 'East Palatka'	2" Caliper - 8'-10' ht./ 8' spread min., 30 Gallon, 10' ht. up 50' ht. full, bushy tree formed, specimen.
1		MUSKOGEE GRAPE MYRTLE	Muskogee Grape Myrtle	Lagerstroemia indica 'Muskogee'	2" Caliper / 8 trunk min., 10' ht. / 4' spread min., 45 Gallon, full, bushy tree formed, specimen.

SHRUBS					
QUANTITY	SYMBOL	CALLOUT	COMMON NAME	SCIENTIFIC NAME	SIZE AND CONDITION
48		ABELIA	Abelia	Abelia grandiflora 'Edward Goucher'	5 gallon, 20"-24" ht./ 18"-20" spread, full, bushy, specimen
1		ADAGIO GRASS	Adagio Grass	Miscanthus sinensis 'Adagio'	3 gallon, 24" ht./ 12"-14" spread, bushy, full to ground
40		REED GRASS	Karl Foerster Feather Reed Grass	Calamagrostis acutiflora 'Karl Foerster'	3 gallon, 30" ht./ 16" spread, bushy, full to ground
28		FEATHER GRASS	Mexican Feather Grass	Stipa tenuissima	1 gallon, 18" ht./ 15" spread, full, bushy to ground
44		MUHLY GRASS	Gulf Coast Muhly Grass	Muhlenbergia capillaris	3 gallon, 24" ht./ 12"-14" spread, bushy, full to ground
28		SEA OATS	Inland Sea Oats	Chasmanthium latifolium	3 gallon, 14" ht./ 20" spread, bushy, full to ground
75		LOROPETALUM	Purple Diamond Loropetalum	Loropetalum chinense 'Purple Diamond'	3 gallon, 24" ht./ 12"-14" spread, bushy, full to ground
18		PLUM YEW	Plum Yew	Cephalotaxus harringtonia 'Frostrata'	3 gallon, 14" ht./ 20" spread, bushy, full to ground
9		N.P. HOLLY	Needle Point Holly	Ilex cornuta 'Needle Point'	7 gallon, 36"-42" ht./ 26"-30" spread, full, bushy, specimen
13		D.B. HOLLY	Dwarf Burford Holly	Ilex cornuta 'Burfordi nana'	3 gallon, 24" ht./ 12"-14" spread, bushy, full to ground
1		CLEYERA	Cleyera	Cleyera japonica	5 gallon, 24" ht./ 20" spread, bushy, full to ground
61		HAWTHORN	Pinky Hawthorn	Rhaptolepis indica 'Pinky'	3 gallon, 14" ht./ 12"-14" spread, bushy, full to ground
24		G.S. NANDINA	Gulf Stream Nandina	Nandina domestica 'Gulf Stream'	3 gallon, 18" ht./ 12"-14" spread, bushy, full to ground
28		H.D. NANDINA	Harbour Dwarf Nandina	Nandina domestica 'Harbour Dwarf'	3 gallon, 14" ht./ 12"-14" spread, bushy, full to ground
3		PODOCARPUS	Podocarpus	Podocarpus macrophyllus	15 gallon, 60" ht./ 24" spread, bushy, full to ground
108		N.R.S. HOLLY	Nellie R. Stevens Holly	Ilex cornuta 'Nellie R. Stevens'	6" ht./ 42" spread, B+B, specimen
1		WAX MYRTLE	Wax Myrtle	Myrica cerifera	8' ht. / 8' spread min., 30 gallon, full, bushy tree formed, specimen.

TURF GRASS					
9,940		S.F. GRASS	Bermuda Grass	Cynodon dactylon	Solid sod

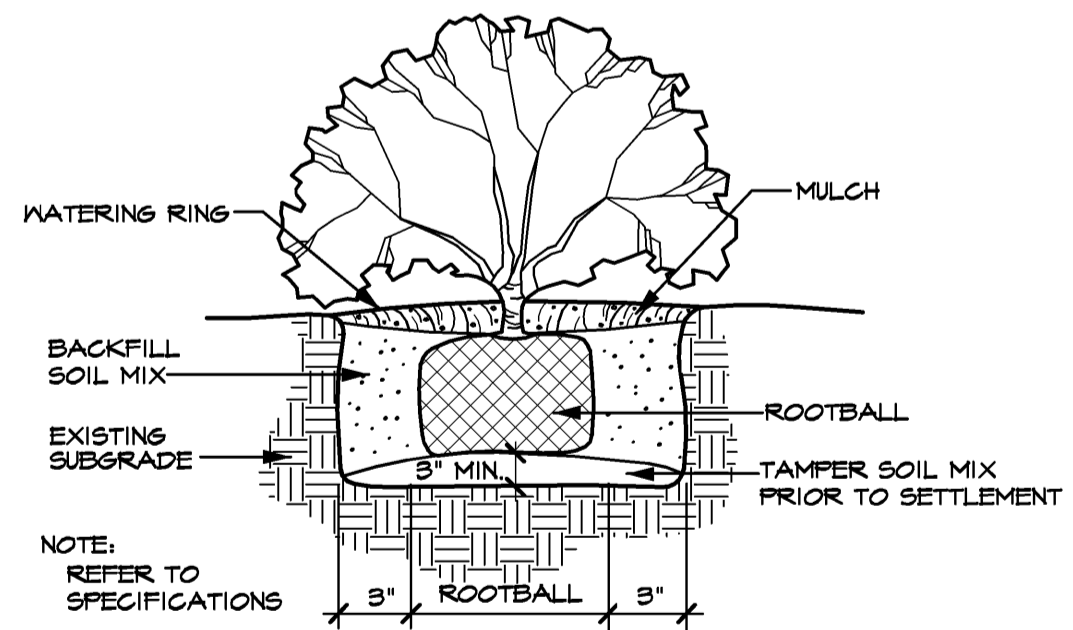
GROUNDCOVER / MISCELLANEOUS					
590		LIRIOPE	Liriope	Liriope muscari	4" pots (Quantity as shown on plan)
910		EYONYMUS	Wintercreeper	Eonymus fortunei 'Coloratus'	4" pots (Quantity as shown on plan)
195		COLOR	Seasonal Color	To Be Selected	4" pots (Quantity as shown on plan)
8		WISTERIA	Chinese Wisteria	Wisteria sinensis	5 gallon, 48" ht. staked / 10' spread, full, bushy to ground
85 S.F.		RIVER ROCK	4"-6" Dia. River Rock		

ALL LANDSCAPE BEDS SHALL BE EXCAVATED 2" IN DEPTH AND SOIL REMOVED. THEN FILLED WITH 2" OF "PROFESSIONAL BEDDING SOIL" FROM LIVING EARTH TECHNOLOGY AND TILLED TO THE DEPTH OF 4".

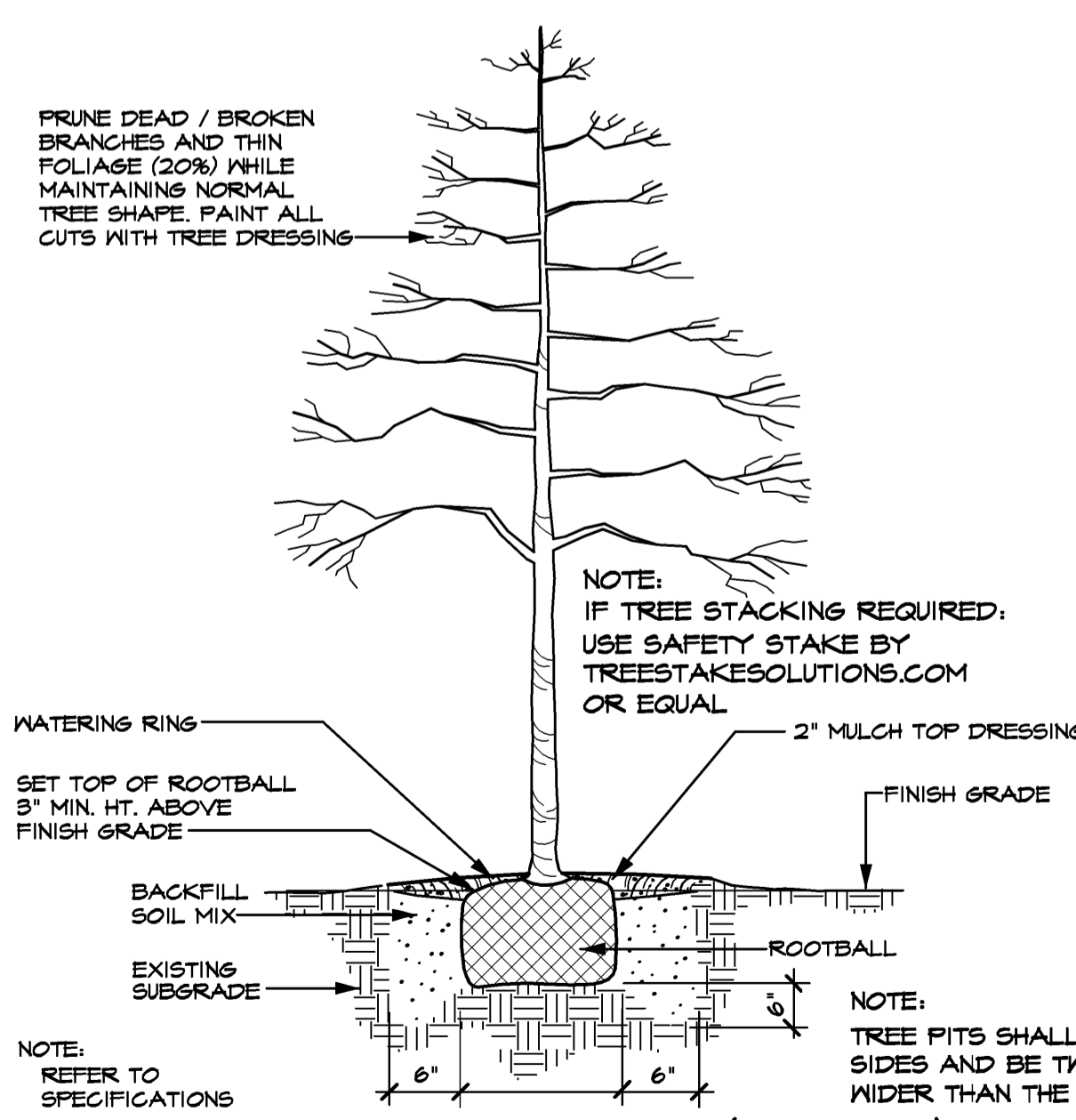
ALL LANDSCAPE BEDS AND TREE WELLS SHALL RECEIVE A TOP DRESSING OF 2" DEEP "FINE SHREDDED HARDWOOD MULCH" FROM LIVING EARTH TECHNOLOGY.

LANDSCAPE CONTRACTOR TO VERIFY ALL QUANTITIES

REQUIRED LARGE TREES	
MITCHELL DRIVE - 60'-0" R.O.W. 1 CANOPY TREE PER 30 LINEAR FEET (273.87 L.F. / 30 =) ACTUAL CANOPY TREES PROVIDED	10 REQUIRED CANOPY TREES 10 PROVIDED CANOPY TREES
KICKAPOO DRIVE - 54'-0" R.O.W. 1 CANOPY TREE PER 30 LINEAR FEET (159.40 L.F. / 30 =) ACTUAL CANOPY TREES PROVIDED	6 REQUIRED CANOPY TREES 6 PROVIDED CANOPY TREES
SOUTH BOUNDARY - 10'-0" LANDSCAPE BUFFER 1 CANOPY TREE PER 40 LINEAR FEET (240.90 L.F. / 40 =) ACTUAL CANOPY TREES PROVIDED	7 REQUIRED CANOPY TREES 7 PROVIDED CANOPY TREES



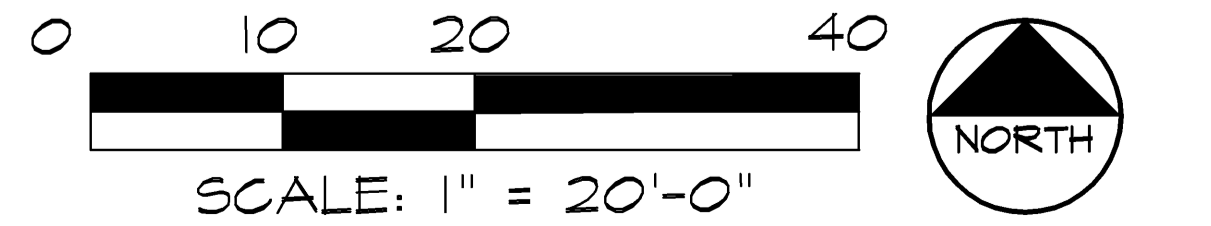
SHRUB PLANTING DETAIL (TYPICAL)
SCALE: N.T.S.



TREE PLANTING DETAIL (TYPICAL)
ALL TREES SCALE: N.T.S.

GENERAL CONTRACTOR: CENTER COMMERCIAL CONSTRUCTION, 2805 DALLAS PARKWAY SUITE 400A, PLANO TEXAS 75093, (469) 573-6782


OWNER / DEVELOPER: JBSL KITTYHAWK, LLC, 2805 DALLAS PARKWAY SUITE 400, PLANO TEXAS 75093, (469) 573-6762, CONTACT: JED DOLSON



Date:	
Revisions:	
#	

Issued For: CONSTRUCTION
Job No. 14127
Scale 1" = 20'-0"
Drawn By: JDG
Date 4-7-2016

Stacy Crossing Amenity Center
The Greens at Stacy Crossing
Lot E-3, Block E
7111 Mitchell Drive, McKinney Texas 75070



Sheet Title: **Landscape Plan**

Sheet Number: L1 of L1 Sheets