

McKinney Community Development Corporation
Operating Statement
June 2013

75% of FY
Complete

Revenues	FY13 Adopted Budget	Monthly Actual	YTD Actual	Remaining Budget to Receive	% of Budget
Sales Tax Receipts	\$8,250,000	\$703,897	\$7,329,170	\$920,830	88.8%
Interest Income	90,000	2,231	48,083	41,917	53.4%
Total Revenues	\$8,340,000	\$706,128	\$7,377,253	\$962,747	88.5%

Expenses	FY13 Adopted Budget	Monthly Actual	YTD Actual	Budget Balance	% of Budget
Personnel					
Salary & Benefits	\$207,977	\$14,134	\$150,246	\$57,731	72.2%
Total Personnel Expense	\$207,977	\$14,134	\$150,246	\$57,731	72.2%

Supplies					
General Office Supplies	\$2,500	\$137	\$691	\$1,809	27.6%
Food	4,500	103	2,163	2,337	48.1%
Minor Tools/Equipment	7,000	0	629	6,371	9.0%
Photographic	750	0	0	750	0.0%
Postage	300	254	480	(180)	160.0%
Reproduction Outside	500	0	0	500	0.0%
Hardware/Software Purchases	3,500	0	137	3,363	3.9%
Total Supplies Expense	\$19,050	\$494	\$4,100	\$14,950	21.5%

Maintenance					
Miscellaneous	\$1,750	\$0	\$24	\$1,726	1.4%
Computer Hardware/Software	2,000	0	410	1,590	20.5%
Total Maintenance Expense	\$3,750	\$0	\$434	\$3,316	11.6%

Operations					
Communications	\$4,500	\$314	\$2,483	\$2,017	55.2%
Mileage	1,500	83	379	1,121	25.3%
Insurance for Office Lease	500	0	0	500	0.0%
Office Rental	40,000	0	27,939	12,061	69.8%
Travel/Training	3,500	0	1,592	1,908	45.5%
Publications	500	0	238	262	47.6%
Utilities - Electric	6,000	0	1,968	4,032	32.8%
Other	4,250	49	383	3,867	9.0%
Associations	1,500	0	1,229	271	81.9%
Rental Fees	5,000	701	3,451	1,549	69.0%
Professional Services	26,000	105	15,353	10,647	59.1%
Promotional	6,000	0	2,685	3,315	44.8%
Advertising	89,000	4,579	36,608	52,392	41.1%
Recognition	2,000	0	669	1,331	33.4%
Temp Professional Services	650	0	0	650	0.0%
Legal Fees - MCDC Operations	10,000	0	2,409	7,591	24.1%
Insurance Premiums	1,000	0	841	159	84.1%
Special Events	8,000	20	5,883	2,117	73.5%
Total Operations Expense	\$209,900	\$5,850	\$104,111	\$105,789	49.6%

Projects					
Economic Development & Capital	\$3,911,787	\$0	\$40,659	\$3,871,128	1.0%
Professional Services	5,000	0	\$0	5,000	0.0%
Project Legal Fees & Public Notices	20,000	139	\$8,259	11,741	41.3%
Community Grants & Projects	782,357	1,365	\$244,939	537,418	31.3%
Special Projects - Contingency	391,178	0	\$0	391,178	0.0%
Total Projects	\$5,110,322	\$1,504	\$293,857	\$4,816,465	5.8%

Non-Departmental					
Administrative Fee to GF	\$55,749	\$4,646	\$41,812	\$13,937	75.0%
Park Construction Fund	2,347,072	6,000	3,414,329	(1,067,257)	145.5%
Gateway Project	7,114,689	0	392,105	6,722,584	5.5%
MPAC	391,179	32,598	293,384	97,795	75.0%
Total Non-Departmental	\$9,908,689	\$43,244	\$4,141,630	\$5,767,059	41.8%

Total Expenses	\$15,459,688	\$65,226	\$4,694,378	\$10,765,310	30.4%
-----------------------	---------------------	-----------------	--------------------	---------------------	--------------

Net	(\$7,119,688)	\$640,902	\$2,682,876		
------------	----------------------	------------------	--------------------	--	--

FY13 Beginning Fund Balance	\$27,749,473
Less PY Budgeted Committed Projects	(\$14,505,869)
Add FY13 Budgeted Revenue	\$8,340,000
Less FY13 Budgeted Expenses	(\$15,459,688)
FY13 Projected Ending Fund Balance	\$6,123,916

McKinney Community Development Corporation
Project Details
June 2013

Economic Development Projects 060-1247-453-8510	Fiscal Year Board Approved	Project Code	Prior Years Budget Balance	Budget FY13	Monthly Actual	YTD Actual	Budget Balance
Convention Center - Gateway	2007-2008	4B0803	\$0	\$16,784	\$0	\$16,784	\$0
Flour Mill Improvements	2010-2011	4B1108	46,494	0	0	18,230	28,263
Research and Development Facility	2011-2012	4B1207	500,000	(500,000)	0	0	0
Public Art Master Plan	2011-2012	4B1201	25,618	(3,189)	0	22,429	(0)
Gateway Amended		4B1301	\$0	7,097,905	0	375,321	6,722,584
Raytheon	2012-2013	4B1305	\$0	1,530,000	0	0	1,530,000
Undesignated	2010-2012		6,194,320	0	0	0	6,194,320
Undesignated FY 2013 Budget				2,884,976	0	0	2,884,976
Total Economic Development and Capital Projects			\$6,766,431	\$11,026,476	\$0	\$432,764	\$17,360,143

Community Projects 060-1247-453-8559	Fiscal Year Board Approved	Project Code	Prior Years Budget Balance	Budget FY13	Monthly Actual	YTD Actual	Budget Balance
City of McKinney Fire Museum	2008-2009	4B0910	42,158	\$0	\$0	\$0	\$42,158
City of McKinney - Transportation Study	2010-2011	4B1113	23,000	0	0	20,000	3,000
Chestnut Square/Heritage Guild	2011-2012	4B1203	57,602	0	0	50,678	6,924
MPAC Signage	2011-2012	4B1208	20,000	0	0	0	20,000
Heard Natural Science Museum	2011-2012	4B1209	18,335	0	0	2,017	16,318
Open Spaces Hike/Bike Trail near Baylor	2011-2012	4B1210	272,432	0	0	0	272,432
North Collin County Habitat for Humanity	2011-2012	4B1213	98,285	0	0	98,285	(0)
Recycles McKinney	2012-2013	4B1303	0	5,000	1,365	4,409	591
McKinney Garden Club	2012-2013	4B1304	0	10,000	0	0	10,000
Heard Craig	2012-2013	4B1305	0	119,582	0	0	119,582
Heard Wildlife Museum	2012-2013	4B1306	0	9,780	0	0	9,780
Undesignated	2010-2012		227,010	0	0	0	227,010
Undesignated FY 2013 Budget			0	537,995	0	0	537,995
Total Community Projects			\$758,822	\$682,357	\$1,365	\$175,389	\$1,265,790

Discretionary Promotional and Community Grants 060-1247-453-8559	Fiscal Year Board Approved	Project Code	Prior Years Budget Balance	Budget FY13	Monthly Actual	YTD Actual	Budget Balance
McKinney 15 Studio	2008-2009		\$37,532	\$0	\$0	\$0	\$37,532
Trolley Bus Expense	2008-2009		2,979	0	0	0	2,979
McKinney Combat Challenge (Extended 9/11/12)	2010-2012	PC1111	15,000	0	0	0	15,000
Dallas Off-Road Bike Association - Erwin Park	2011-2012	PC1203	3,000	0	0	3,000	0
McKinney Chamber of Commerce <i>McKinney First Be Vocal Buy Local Campaign</i>	2011-2012	PC1205	15,000	0	0	15,000	0
Especially Needed	2011-2012	PC1206	7,300	0	0	7,300	0
Heard Natural Science Museum	2011-2012	PC1207	5,000	0	0	5,000	0
Believe! 2012 Run	2011-2012	PC1208	5,000	0	0	5,000	0
Rotary Club of McKinney	2011-2012	PC1209	3,500	0	0	3,500	0
Strikes Against Cancer	2011-2012	PC1210	15,000	0	0	7,250	7,750
Crape Myrtle Trails	2011-2012	PC1211	8,000	0	0	8,000	0
Volunteer McKinney Center	2011-2012	PC1212	500	0	0	500	0
Crape Myrtle Trails	2012-2013	PC1301	0	8,000	0	0	8,000
Heritage Guild of Collin County	2012-2013	PC1302	0	15,000	0	15,000	0
Kiwanis Club/Historic McKinney Triathlon	2012-2013	PC1303	0	5,000	0	0	5,000
Undesignated	2010-2012		91,422	0	0	0	91,422
Undesignated FY 2013 Budget			0	72,000	0	0	72,000
Total Promotional Grants			\$209,233	\$100,000	\$0	\$69,550	\$239,683

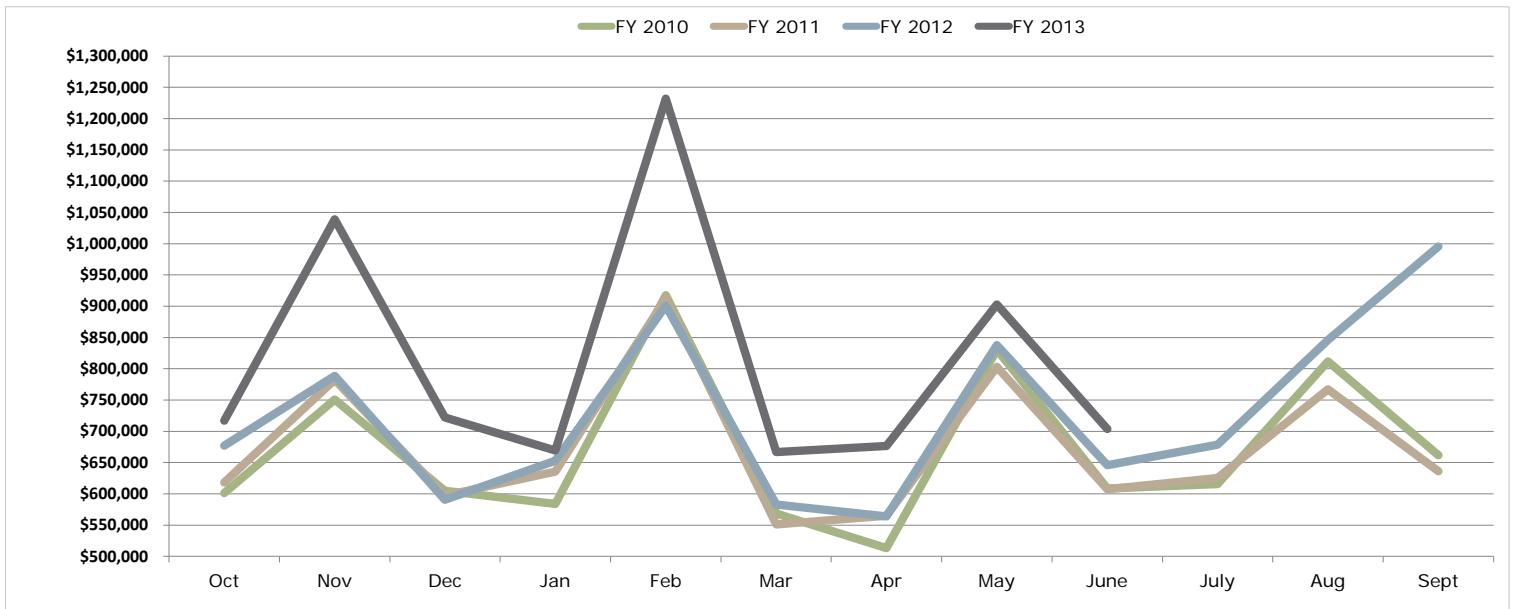
Park Construction Fund 060-9999-453-8823	Fiscal Year Approved	Project Code	Prior Years Budget Balance	Budget FY13	Monthly Actual	YTD Actual	Budget Balance
Bonnie Wenk Park	2008-2012	PK5085	\$3,556,051	\$0	\$6,000	\$2,441,357	\$1,114,694
Bonnie Wenk Park (Ph II)	2012-2013	PK3222	\$0	\$1,750,000	0	0	1,750,000
Finch Park Phase IV	2010-2011	PK1211	470,582	0	0	19,966	450,616
Wilson Creek Pedestrian Bridge	2010-2011	PK2254	48,842	0	0	21,275	27,567
Land Acquisition 2012-16	2010-2012	PK2262	1,615,994	500,000	0	0	2,115,994
Gabe Nesbitt Community Park Phase VI	2011-2012	PK1210	800,000	0	0	800,000	0
Gabe Nesbitt Softball Sanitary Sewer	2011-2012	PK2259	195,800	0	0	131,731	64,070
Undesignated FY 2013 Budget			0	97,072	0	0	97,072
Total Parks Projects			\$6,687,269	\$2,347,072	\$6,000	\$3,414,329	\$5,620,012

Completed Parks Projects with a Budget Balance	Fiscal Year Approved	Project Code	Remaining Budget
Crape Myrtles World Collection	2005-2006	PK6118	\$34,942
Ruschhaupt Soccer Phase II Parking	2007-2008	PK6043	19,250
Mouzon Dugout Shade Structure	2009-2010	PK0217	782
Senior Center	2010-2011	4B1108	9,139
Gray Branch Park Phase I	2010-2011	PK1212	20,000
Total Parks Projects Completed with Budget Balance			\$84,113

McKinney Community Development Corporation
Sales Tax Revenue
June 2013

Month Received	FY 2008 Received	FY 2009 Received	FY 2010 Received	FY 2011 Received	FY 2012 Received	FY 2013 Received	Difference to FY 2012	Variance to FY 2012	% of Budget
October	\$766,628	\$635,933	\$601,060	\$618,027	\$677,019	\$716,718	\$39,699	5.9%	8.7%
November	811,070	800,981	750,551	782,350	788,763	1,039,163	250,401	31.7%	21.3%
December	614,738	662,747	604,719	596,953	590,569	722,045	131,476	22.3%	30.0%
January	638,700	597,722	583,944	635,746	652,773	669,397	16,625	2.5%	38.1%
February	916,848	952,014	917,764	913,054	900,507	1,231,993	331,486	36.8%	53.1%
March	618,427	577,054	568,249	551,228	582,592	666,620	84,029	14.4%	61.2%
April	533,763	535,705	513,268	564,781	563,639	676,334	112,696	20.0%	69.4%
May	824,523	792,418	830,760	802,920	837,767	903,002	65,235	7.8%	80.3%
June	645,363	621,456	608,551	607,652	646,007	703,897	57,890	9.0%	88.8%
July	648,187	607,275	615,496	625,389	678,542				
August	860,473	851,645	811,705	767,331	845,911				
September	671,221	520,335	661,540	635,984	995,666				
Total	\$8,549,940	\$8,155,285	\$8,067,609	\$8,101,418	\$8,759,753	\$7,329,170	\$1,089,536	17.5%	88.8%

Month Received	FY 2009 % Change	FY 2010 % Change	FY 2011 % Change	FY 2012 % Change	FY 2013 % Change
October	-17.0%	-5.5%	2.8%	9.5%	5.9%
November	-1.2%	-6.3%	4.2%	0.8%	31.7%
December	7.8%	-8.8%	-1.3%	-1.1%	22.3%
January	-6.4%	-2.3%	8.9%	2.7%	2.5%
February	3.8%	-3.6%	-0.5%	-1.4%	36.8%
March	-6.7%	-1.5%	-3.0%	5.7%	14.4%
April	0.4%	-4.2%	10.0%	-0.2%	20.0%
May	-3.9%	4.8%	-3.4%	4.3%	7.8%
June	-3.7%	-2.1%	-0.1%	6.3%	9.0%
July	-6.3%	1.4%	1.6%	8.5%	
August	-1.0%	-4.7%	-5.5%	10.2%	
September		27.1%	-3.9%	56.6%	
Total		-1.1%	0.4%	8.1%	-16.3%

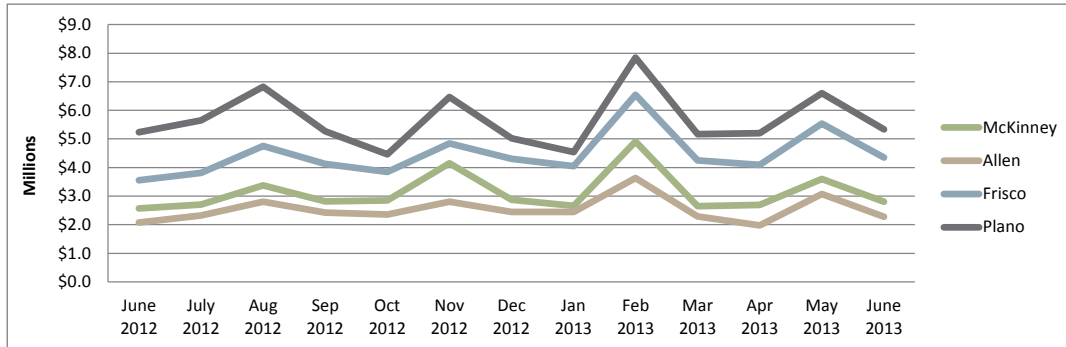


TOTAL SALES TAX COLLECTED

Sister City Comparison

June 2013		McKinney	Allen	Frisco	Plano
Diff to LY		\$231,314	\$208,227	\$787,481	\$97,361
Var to LY		6.9%	7.2%	17.2%	1.5%

Year To Date		McKinney	Allen	Frisco	Plano
Diff to LY		\$4,353,964	\$1,705,850	\$6,203,361	-\$1,529,956
Var to LY		19.5%	8.7%	19.3%	-3.3%



Year-to-Date Collections

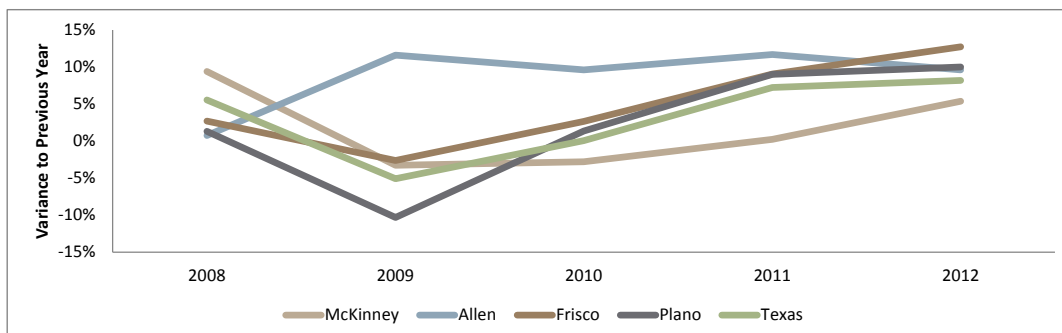
FY 2012	McKinney	Allen	Frisco	Plano
Oct 2011	\$2,695,235	\$2,273,152	\$3,556,044	\$3,914,237
Nov 2011	3,143,117	2,613,427	4,370,704	5,975,185
Dec 2011	2,349,361	2,026,610	3,497,198	7,542,484
Jan 2012	2,598,189	2,316,571	3,640,120	4,636,676
Feb 2012	3,588,971	3,495,776	5,549,946	8,523,992
Mar 2012	2,317,467	2,021,048	3,427,402	4,604,584
Apr 2012	2,241,564	1,892,375	3,427,296	5,260,580
May 2012	3,338,002	2,904,381	4,590,910	6,462,037
June 2012	2,570,768	2,072,350	3,559,977	5,236,079
FY 2012 YTD	\$24,842,674	\$21,615,690	\$35,619,597	\$52,155,853

FY 2013	McKinney	Allen	Frisco	Plano
Oct 2012	\$2,853,707	\$2,357,670	\$3,846,870	\$4,463,363
Nov 2012	4,143,411	2,808,270	4,841,923	6,461,912
Dec 2012	2,874,908	2,448,064	4,308,513	5,020,195
Jan 2013	2,664,272	2,442,218	4,047,144	4,537,508
Feb 2013	4,914,610	3,633,751	6,547,331	7,841,240
Mar 2013	2,653,130	2,291,199	4,254,882	5,164,326
Apr 2013	2,691,964	1,981,342	4,093,476	5,198,583
May 2013	3,598,553	3,078,449	5,535,360	6,605,330
June 2013	2,802,083	2,280,578	4,347,458	5,333,440
FY 2013 Total	\$29,196,638	\$23,321,540	\$41,822,958	\$50,625,897

Historical Collections

Fiscal Year	McKinney	Allen	Frisco	Plano
2008	33,940,405	19,472,637	39,304,545	64,114,729
2009	32,830,436	21,731,113	38,279,169	57,493,767
2010	31,920,677	23,822,671	39,295,268	58,276,704
2011*	31,993,752	26,609,032	42,859,800	63,539,871
2012	33,724,593	29,173,819	48,316,129	69,896,688

* FY 2011 payment allocation reduced by \$5,345,794 for McKinney due to a Comptroller audit adjustment (AT&T Sales Tax adjustment) received in September 2011. Actual FY 2011 payment received was \$37,339,546.



McKinney Community Development Corporation

Balance Sheet

June 2013

	MDCD Operations	General Fixed Assets	Consolidated
Assets			
Cash and Cash Equivalents	\$ 1,479,338	\$ -	\$ 1,479,338
Investments	27,218,527		27,218,527
Interest Receivable - Investments			0
Accounts Receivable	1,752,571		1,752,571
Security Deposits	4,852		4,852
Premium on Investments			0
Capital/Land		4,970,061	4,970,061
Capital/Land Improvements (Net of Depreciation)		2,598,842	2,598,842
Total Assets	\$ 30,455,288	\$ 7,568,903	\$ 38,024,191
Liabilities			
Vouchers Payable	\$ 2,708	\$ -	\$ 2,708
Retainage Payable	20,230		20,230
Total Liabilities	\$ 22,938	\$ -	\$ 22,938
Fund Equity			
Unreserved Fund Balance *	\$ 30,432,350		\$30,432,350
Investment in Capital Assets		7,568,903	7,568,903
Total Fund Equity	\$ 30,432,350	\$ 7,568,903	\$ 38,001,253
Total Liabilities and Equity	\$ 30,455,288	\$ 7,568,903	\$ 38,024,191

Unreserved Fund Balance *	\$ 30,432,350
Committed Projects Reserve:	
Economic Development & Capital Projects	\$ 8,280,847
Community Projects	500,785
Discretionary Promotional & Community Grants	76,261
Parks Construction Fund	5,522,940
Total Committed Projects	\$ 14,380,834
Unreserved Fund Balance after Project Commitments	\$ 16,051,516
Undesignated Reserve:	
Economic Development & Capital Projects	\$ 9,079,296
Community Projects	765,005
Discretionary Promotional & Community Grants	163,422
Parks Construction Fund	181,185
Total Undesignated Allocations	\$ 10,188,908
Remaining Unreserved Fund Balance	\$ 5,862,608
Less Contingency	(391,178)
Final Unreserved Fund Balance	\$ 5,471,430