
















Performance Management Progress Report

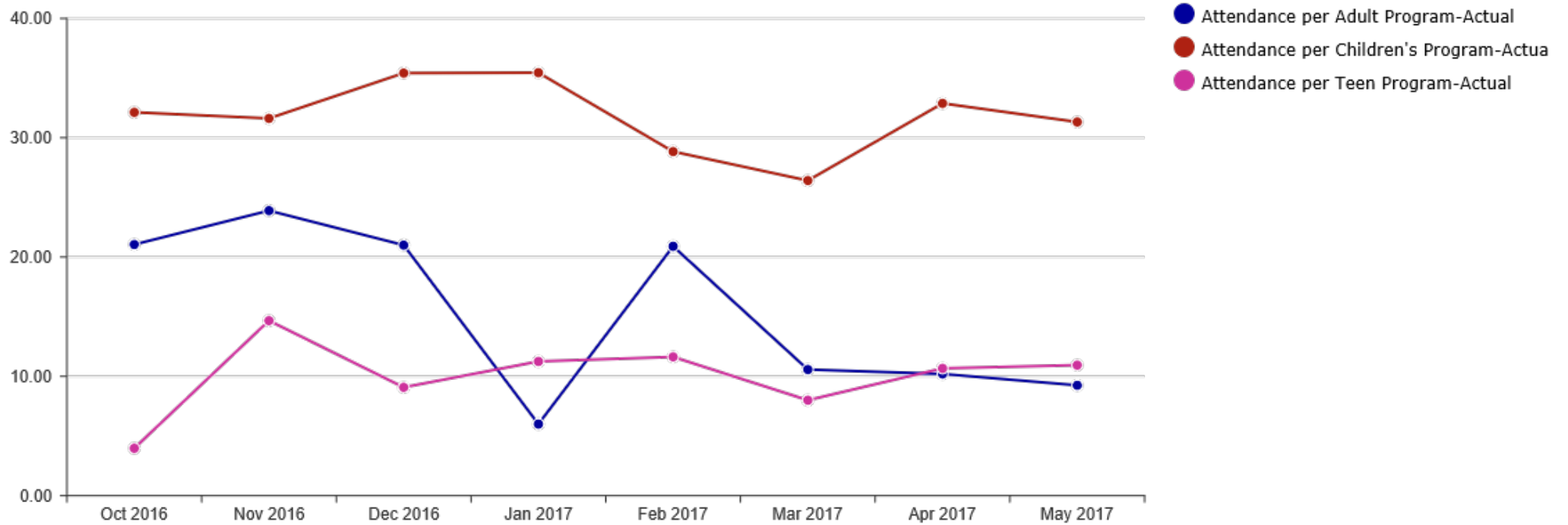


Table of Contents

Monthly Board Report	i
May 2017	1
Historical Attendance	2
Historical Turnover	4
Activity Per Borrower	5
PC Use	6
Circulation Analysis	7

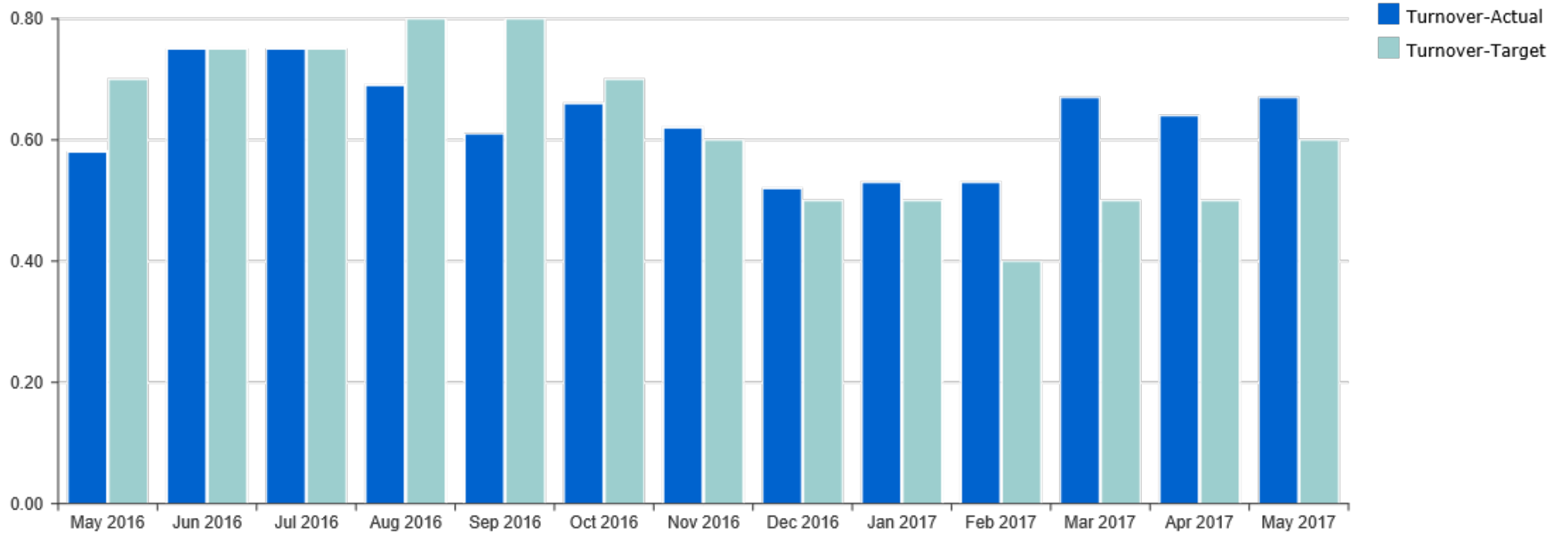
Name	Trend	Status	Actual	Target	Score
Library					70.0
Goals					75.0
Operational Excellence					80.0
Create affordable and accessible cultural arts activities and quality-of-life resources for all ages throughout the city - OE					85.0
Percentage of Public PC Hours Capacity Used	→		40.38	50.00	80.76
Physical Materials Turnover	↘		0.67	0.60	112.30
Continuously provide a high level of customer service to our citizens					87.0
Checkouts Per Registered Borrower	→		1.36	1.25	109.08
Library Visits Per Registered Borrower	↗		0.36	0.30	118.99
Reference Questions Per Registered Borrower	↗		0.10	0.06	160.42
Enhance the Quality of Life in McKinney					70.0
Create affordable and accessible cultural arts activities and quality-of-life resources for all ages throughout the city					70.0
Attendance per Adult Program	↘		9.25	16.00	57.81
Attendance per Children's Program	↘		31.32	40.00	78.29
Attendance per Teen Program	→		10.94	10.00	109.38

 Well Below
  Below
  On Target
  Above
  Well Above
  Trend Up
  Trend Stable
  Trend Down

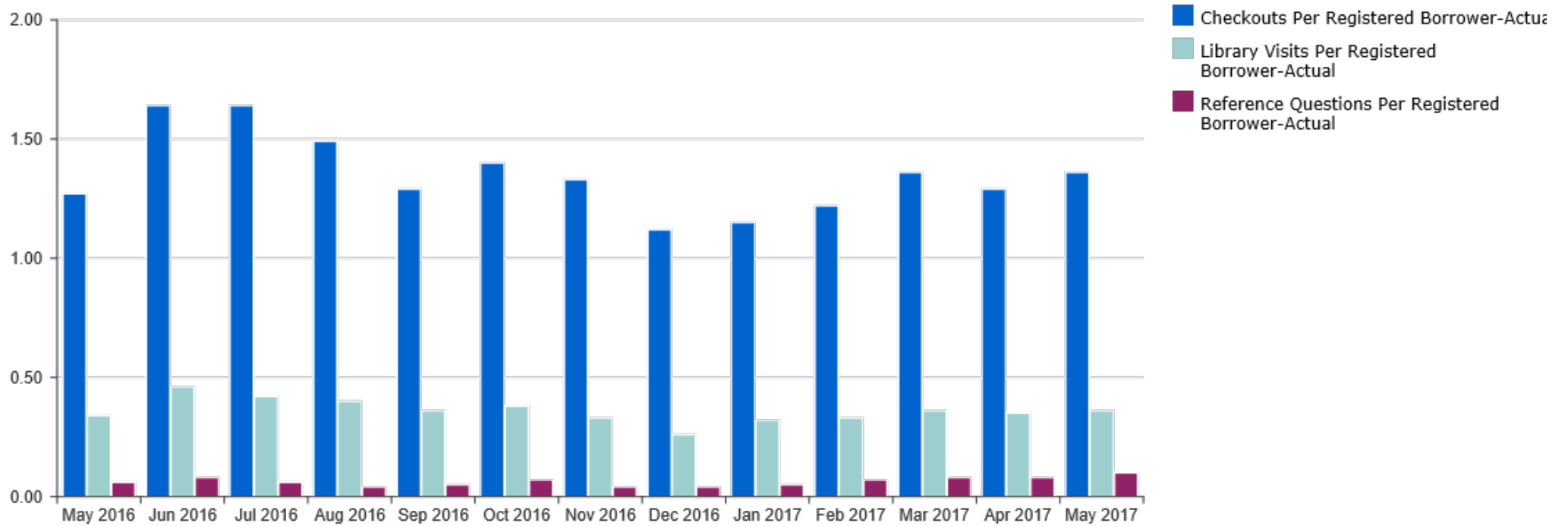


	Oct 2016	Nov 2016	Dec 2016	Jan 2017	Feb 2017	Mar 2017	Apr 2017	May 2017
Attendance per Adult Program-Actual	21.05	23.89	21.00	6.00	20.90	10.57	10.20	9.25
Attendance per Children's Program-Actual	32.13	31.62	35.42	35.45	28.84	26.41	32.88	31.32
Attendance per Teen Program-Actual	3.97	14.67	9.08	11.25	11.63	8.00	10.67	10.94
Checkouts Per Registered Borrower-Actual	1.40	1.33	1.12	1.15	1.22	1.36	1.29	1.36
Library Visits Per Registered Borrower-Actual	0.38	0.33	0.26	0.32	0.33	0.36	0.35	0.36

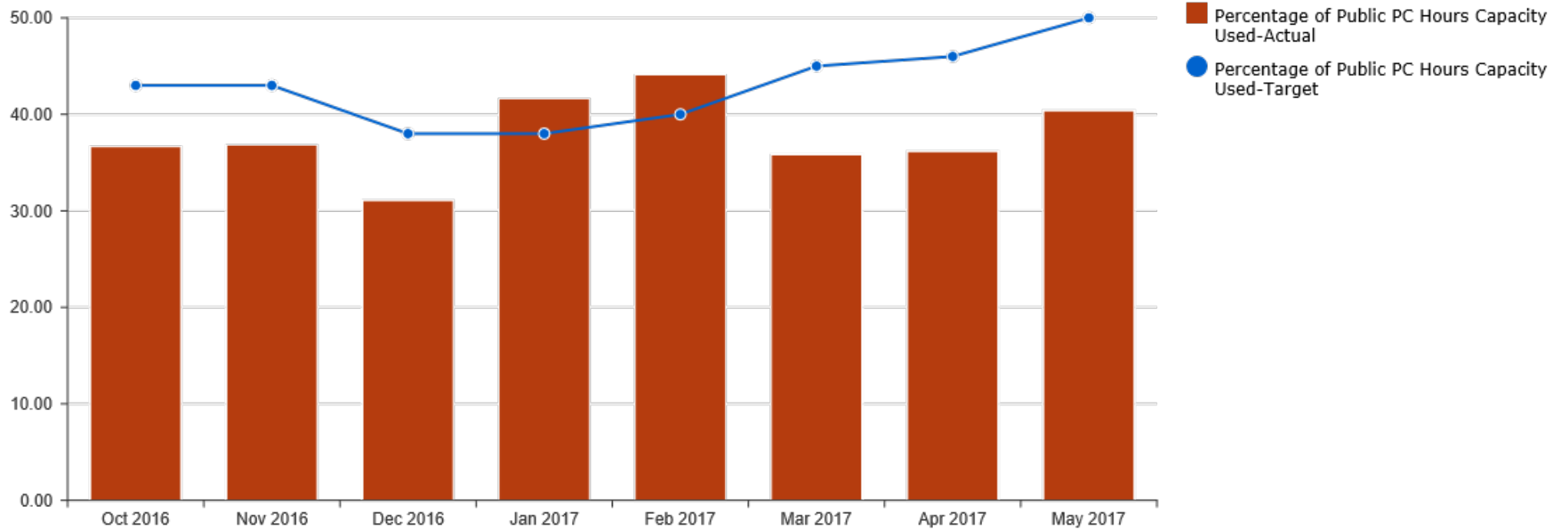
	Oct 2016	Nov 2016	Dec 2016	Jan 2017	Feb 2017	Mar 2017	Apr 2017	May 2017
Percentage of Public PC Hours Capacity Used-Actual	36.66	36.83	31.08	41.63	44.11	35.83	36.16	40.38
Reference Questions Per Registered Borrower-Actual	0.07	0.04	0.04	0.05	0.07	0.08	0.08	0.10
Turnover-Actual	0.66	0.62	0.52	0.53	0.53	0.67	0.64	0.67



	May 2016	Jun 2016	Jul 2016	Aug 2016	Sep 2016	Oct 2016	Nov 2016	Dec 2016	Jan 2017	Feb 2017	Mar 2017	Apr 2017	May 2017
Turnover-Actual	0.58	0.75	0.75	0.69	0.61	0.66	0.62	0.52	0.53	0.53	0.67	0.64	0.67
Turnover-Target	0.70	0.75	0.75	0.80	0.80	0.70	0.60	0.50	0.50	0.40	0.50	0.50	0.60
Turnover-Trend	0.51	0.54	0.56	0.58	0.58	0.61	0.63	0.63	0.63	0.62	0.63	0.63	0.64



	May 2016	Jun 2016	Jul 2016	Aug 2016	Sep 2016	Oct 2016	Nov 2016	Dec 2016	Jan 2017	Feb 2017	Mar 2017	Apr 2017	May 2017
Checkouts Per Registered Borrower-Actual	1.27	1.64	1.64	1.49	1.29	1.40	1.33	1.12	1.15	1.22	1.36	1.29	1.36
Library Visits Per Registered Borrower-Actual	0.34	0.46	0.42	0.40	0.36	0.38	0.33	0.26	0.32	0.33	0.36	0.35	0.36
Reference Questions Per Registered Borrower-Actual	0.06	0.08	0.06	0.04	0.05	0.07	0.04	0.04	0.05	0.07	0.08	0.08	0.10



	Oct 2016	Nov 2016	Dec 2016	Jan 2017	Feb 2017	Mar 2017	Apr 2017	May 2017
Percentage of Public PC Hours Capacity Used-Actual	36.66	36.83	31.08	41.63	44.11	35.83	36.16	40.38
Percentage of Public PC Hours Capacity Used-Target	43.00	43.00	38.00	38.00	40.00	45.00	46.00	50.00

items.ccode / branch	JJGL Circ	JJGL Holdings	JJGL % of Circ	JJGL % of Collection	JJGL Superstars	JJGL Annual Turnover Rate	RHHL Circ	RHHL Holdings	RHH % of Circ	RHH % of Collection	RHH Superstars	RHH Annual Turnover Rate	TOTAL Circ	TOTAL Collection	Total % of Circ	Total % of Collection	Total Superstars	Total Annual Turnover Rate
100 Great Reads	348	157	0.41%	0.18%	0.23%	26.60	2		0.00%	0.00%	0.00%	0.00	350	157	0.27%	0.08%	0.19%	26.75
Adult Biography	323	689	0.38%	0.78%	-0.40%	5.63	277	1947	0.60%	1.78%	-1.18%	1.71	600	2636	0.46%	1.33%	-0.88%	2.73
Adult Fiction	5821	10616	6.83%	12.00%	-5.17%	6.58	4113	13677	8.95%	12.51%	-3.56%	3.61	9934	24293	7.57%	12.28%	-4.71%	4.91
Adult Graphic Novel	323	507	0.38%	0.57%	-0.19%	7.64	162	716	0.35%	0.65%	-0.30%	2.72	485	1223	0.37%	0.62%	-0.25%	4.76
Adult Lecture Collection	1	7	0.00%	0.01%	-0.01%	1.71	4	49	0.01%	0.04%	-0.04%	0.98	5	56	0.00%	0.03%	-0.02%	1.07
Adult Literacy	0	3	0.00%	0.00%	0.00%	0.00	12	367	0.03%	0.34%	-0.31%	0.39	12	370	0.01%	0.19%	-0.18%	0.39
Adult Mystery	1324	2976	1.55%	3.36%	-1.81%	5.34	1088	4008	2.37%	3.67%	-1.30%	3.26	2412	6984	1.84%	3.53%	-1.69%	4.14
Adult Non-Fiction	6182	11037	7.25%	12.48%	-5.22%	6.72	4060	23036	8.83%	21.07%	-12.24%	2.11	10242	34073	7.81%	17.23%	-9.42%	3.61
Adult Science Fiction	229	634	0.27%	0.72%	-0.45%	4.33	266	1147	0.58%	1.05%	-0.47%	2.78	495	1781	0.38%	0.90%	-0.52%	3.34
Blu-Ray Adult	1097	458	1.29%	0.52%	0.77%	28.74	576	269	1.25%	0.25%	1.01%	25.70	1673	727	1.28%	0.37%	0.91%	27.61
Blu-Ray Family	509	182	0.60%	0.21%	0.39%	33.56	246	95	0.54%	0.09%	0.45%	31.07	755	277	0.58%	0.14%	0.44%	32.71
Blu-Ray Non-Fiction	2	2	0.00%	0.00%	0.00%	12.00	2	1	0.00%	0.00%	0.00%	24.00	4	3	0.00%	0.00%	0.00%	16.00
Blu-Ray Spanish Adult	1		0.00%	0.00%	0.00%	0.00	4	11	0.01%	0.01%	0.00%	4.36	5	11	0.00%	0.01%	0.00%	5.45
Blu-Ray Spanish Family	0		0.00%	0.00%	0.00%	0.00	4	2	0.01%	0.00%	0.01%	24.00	4	2	0.00%	0.00%	0.00%	24.00
Book with Audio	57	105	0.07%	0.12%	-0.05%	6.51	35	96	0.08%	0.09%	-0.01%	4.38	92	201	0.07%	0.10%	-0.03%	5.49
DVD Adult	4248	3003	4.98%	3.39%	1.59%	16.98	4781	3241	10.40%	2.96%	7.44%	17.70	9029	6244	6.88%	3.16%	3.72%	17.35
DVD Family	6376	3053	7.48%	3.45%	4.03%	25.06	3148	2488	6.85%	2.28%	4.57%	15.18	9524	5541	7.26%	2.80%	4.46%	20.63
DVD Non-Fiction	742	1617	0.87%	1.83%	-0.96%	5.51	686	2727	1.49%	2.49%	-1.00%	3.02	1428	4344	1.09%	2.20%	-1.11%	3.94
DVD Spanish Adult	3	0	0.00%	0.00%	0.00%	0.00	197	561	0.43%	0.51%	-0.08%	4.21	200	561	0.15%	0.28%	-0.13%	4.28
DVD Spanish Family	0		0.00%	0.00%	0.00%	0.00	165	245	0.36%	0.22%	0.13%	8.08	165	245	0.13%	0.12%	0.00%	8.08
DVD Spanish Non-Fiction	4		0.00%	0.00%	0.00%	0.00	59	201	0.13%	0.18%	-0.06%	3.52	63	201	0.05%	0.10%	-0.05%	3.76
Easy Reader Fiction	9841	5465	11.54%	6.18%	5.37%	21.61	2664	3021	5.79%	2.76%	3.03%	10.58	12505	8486	9.53%	4.29%	5.24%	17.68
Easy Reader Non-Fiction	3398	2442	3.99%	2.76%	1.23%	16.70	1334	1604	2.90%	1.47%	1.43%	9.98	4732	4046	3.61%	2.05%	1.56%	14.03
Genealogy Circulating	0	0	0.00%	0.00%	0.00%		9	344	0.02%	0.31%	-0.30%	0.31	9	344	0.01%	0.17%	-0.17%	0.31
Hot off the Press	191	79	0.22%	0.09%	0.13%	29.01	146	63	0.32%	0.06%	0.26%	27.81	337	142	0.26%	0.07%	0.19%	28.48

items.ccode / branch	JJGL Circ	JJGL Holdings	JJGL % of Circ	JJGL % of Collection	JJGL Superstars	JJGL Annual Turnover Rate	RHHL Circ	RHHL Holdings	RHH % of Circ	RHH % of Collection	RHH Superstars	RHH Annual Turnover Rate	TOTAL Circ	TOTAL Collection	Total % of Circ	Total % of Collection	Total Superstars	Total Annual Turnover Rate
Juvenile Award Bluebonnet	214	89	0.25%	0.10%	0.15%	28.85	150	86	0.33%	0.08%	0.25%	20.93	364	175	0.28%	0.09%	0.19%	24.96
Juvenile Award Caldecott	173	170	0.20%	0.19%	0.01%	12.21	122	174	0.27%	0.16%	0.11%	8.41	295	344	0.22%	0.17%	0.05%	10.29
Juvenile Award Newbery	170	217	0.20%	0.25%	-0.05%	9.40	83	212	0.18%	0.19%	-0.01%	4.70	253	429	0.19%	0.22%	-0.02%	7.08
Juvenile Award Texas 2X2	120	98	0.14%	0.11%	0.03%	14.69	111	99	0.24%	0.09%	0.15%	13.45	231	197	0.18%	0.10%	0.08%	14.07
Juvenile Biography	328	970	0.38%	1.10%	-0.71%	4.06	125	1287	0.27%	1.18%	-0.91%	1.17	453	2257	0.35%	1.14%	-0.80%	2.41
Juvenile Fiction	11961	10057	14.03%	11.37%	2.66%	14.27	4638	8171	10.09%	7.47%	2.62%	6.81	16599	18228	12.65%	9.22%	3.43%	10.93
Juvenile Fiction Graphic Novel	3056	1274	3.59%	1.44%	2.14%	28.78	1482	1249	3.22%	1.14%	2.08%	14.24	4538	2523	3.46%	1.28%	2.18%	21.58
Juvenile Non-Fiction	4220	7932	4.95%	8.97%	-4.02%	6.38	2228	9478	4.85%	8.67%	-3.82%	2.82	6448	17410	4.91%	8.80%	-3.89%	4.44
Kit Storytime	65	26	0.08%	0.03%	0.05%	30.00	30	20	0.07%	0.02%	0.05%	18.00	95	46	0.07%	0.02%	0.05%	24.78
Large Type Fiction	748	1164	0.88%	1.32%	-0.44%	7.71	921	2107	2.00%	1.93%	0.08%	5.25	1669	3271	1.27%	1.65%	-0.38%	6.12
Large Type Mystery	112	317	0.13%	0.36%	-0.23%	4.24	185	611	0.40%	0.56%	-0.16%	3.63	297	928	0.23%	0.47%	-0.24%	3.84
Large Type Non-Fiction	45	280	0.05%	0.32%	-0.26%	1.93	102	299	0.22%	0.27%	-0.05%	4.09	147	579	0.11%	0.29%	-0.18%	3.05
Paperback Fiction	463	1106	0.54%	1.25%	-0.71%	5.02	405	955	0.88%	0.87%	0.01%	5.09	868	2061	0.66%	1.04%	-0.38%	5.05
Paperback Mystery	43	214	0.05%	0.24%	-0.19%	2.41	41	181	0.09%	0.17%	-0.08%	2.72	84	395	0.06%	0.20%	-0.14%	2.55
Paperback Science Fiction	16	50	0.02%	0.06%	-0.04%	3.84	29	82	0.06%	0.07%	-0.01%	4.24	45	132	0.03%	0.07%	-0.03%	4.09
Picture Book	11885	12013	13.94%	13.58%	0.36%	11.87	4531	9802	9.86%	8.96%	0.89%	5.55	16416	21815	12.51%	11.03%	1.48%	9.03
Picture Book Alphabet	194	144	0.23%	0.16%	0.06%	16.17	59	96	0.13%	0.09%	0.04%	7.38	253	240	0.19%	0.12%	0.07%	12.65
Picture Book Board Book	2854	1211	3.35%	1.37%	1.98%	28.28	1171	649	2.55%	0.59%	1.95%	21.65	4025	1860	3.07%	0.94%	2.13%	25.97
Picture Book Counting	297	197	0.35%	0.22%	0.13%	18.09	82	107	0.18%	0.10%	0.08%	9.20	379	304	0.29%	0.15%	0.14%	14.96
Picture Book Favorite Characters	2859	1305	3.35%	1.48%	1.88%	26.29	1656	1015	3.60%	0.93%	2.67%	19.58	4515	2320	3.44%	1.17%	2.27%	23.35
Picture Book Holiday	285	769	0.33%	0.87%	-0.53%	4.45	40	437	0.09%	0.40%	-0.31%	1.10	325	1206	0.25%	0.61%	-0.36%	3.23
Spanish Adult Biography	2		0.00%	0.00%	0.00%	0.00	7	213	0.02%	0.19%	-0.18%	0.39	9	213	0.01%	0.11%	-0.10%	0.51

items.ccode / branch	JJGL Circ	JJGL Holdings	JJGL % of Circ	JJGL % of Collection	JJGL Superstars	JJGL Annual Turnover Rate	RHHL Circ	RHHL Holdings	RHH % of Circ	RHH % of Collection	RHH Superstars	RHH Annual Turnover Rate	TOTAL Circ	TOTAL Collection	Total % of Circ	Total % of Collection	Total Superstars	Total Annual Turnover Rate
Spanish Adult Fiction	3		0.00%	0.00%	0.00%	0.00	131	963	0.28%	0.88%	-0.60%	1.63	134	963	0.10%	0.49%	-0.38%	1.67
Spanish Adult Graphic Novel	0		0.00%	0.00%	0.00%	0.00	2	75	0.00%	0.07%	-0.06%	0.32	2	75	0.00%	0.04%	-0.04%	0.32
Spanish Adult Mystery	0		0.00%	0.00%	0.00%	0.00	2	98	0.00%	0.09%	-0.09%	0.24	2	98	0.00%	0.05%	-0.05%	0.24
Spanish Adult Non-Fiction	1		0.00%	0.00%	0.00%	0.00	149	2022	0.32%	1.85%	-1.53%	0.88	150	2022	0.11%	1.02%	-0.91%	0.89
Spanish Adult Science Fiction	0		0.00%	0.00%	0.00%	0.00	3	29	0.01%	0.03%	-0.02%	1.24	3	29	0.00%	0.01%	-0.01%	1.24
Spanish Easy Reader	34	51	0.04%	0.06%	-0.02%	8.00	97	200	0.21%	0.18%	0.03%	5.82	131	251	0.10%	0.13%	-0.03%	6.26
Spanish Easy Reader Non-Fiction	50	56	0.06%	0.06%	0.00%	10.71	135	692	0.29%	0.63%	-0.34%	2.34	185	748	0.14%	0.38%	-0.24%	2.97
Spanish Juvenile Fiction	12	11	0.01%	0.01%	0.00%	13.09	119	681	0.26%	0.62%	-0.36%	2.10	131	692	0.10%	0.35%	-0.25%	2.27
Spanish Juvenile Graphic Novel	3		0.00%	0.00%	0.00%	0.00	7	43	0.02%	0.04%	-0.02%	1.95	10	43	0.01%	0.02%	-0.01%	2.79
Spanish Juvenile Non-Fiction	0		0.00%	0.00%	0.00%	0.00	56	546	0.12%	0.50%	-0.38%	1.23	56	546	0.04%	0.28%	-0.23%	1.23
Spanish Picture Book	100	109	0.12%	0.12%	-0.01%	11.01	316	1088	0.69%	1.00%	-0.31%	3.49	416	1197	0.32%	0.61%	-0.29%	4.17
Spanish Picture Book Board Book	52	72	0.06%	0.08%	-0.02%	8.67	96	190	0.21%	0.17%	0.04%	6.06	148	262	0.11%	0.13%	-0.02%	6.78
Spanish Young Adult	0		0.00%	0.00%	0.00%	0.00	9	235	0.02%	0.21%	-0.20%	0.46	9	235	0.01%	0.12%	-0.11%	0.46
Young Adult	2740	4623	3.21%	5.23%	-2.01%	7.11	1508	4020	3.28%	3.68%	-0.40%	4.50	4248	8643	3.24%	4.37%	-1.13%	5.90
Young Adult Graphic Novel	1116	904	1.31%	1.02%	0.29%	14.81	1106	1211	2.41%	1.11%	1.30%	10.96	2222	2115	1.69%	1.07%	0.62%	12.61
TOTAL	85241	88461	100.00%	100.00%	0.00%	11.56	45974	109339	100.00%	100.00%	0.00%	5.05	131215	197800	100.00%	100.00%	0.00%	7.96