



**Collin County Transit: Service Update  
McKinney UTD Meeting  
August 14, 2019**

# Program Overview

## Collin County Transit = Taxi Voucher Program + Supplemental Demand Response

### Service

Monday – Friday from 6 am to 6 pm & Saturdays from 8 am to 6 pm

Trips provided within Collin County

### Eligibility

1. Resident of one of the participating cities; AND
2. Meets one of the following criteria:
  - ✓ Older Adult (65 + years)
  - ✓ Individual with a disability
  - ✓ Low Income

# Program Overview

Residents can apply by submitting the following information:

- Completed Application
- Copies of Required Eligibility Documentation
  - ✓ Proof of Residency
  - ✓ Proof of Age, Disability, or Income Status
- Signed Terms & Conditions

Completed applications can be returned to DCTA Customer Service by e-mail, fax, in-person, or mail

Application and supporting documentation reviewed to determine eligibility

# Program Overview

## Taxi Voucher Program

- Once approved, customer calls Irving Holdings to request their debit card and add funds to their card
  - ✓ Funds can be added via Credit Card, Debit Card, Check, or Cash
- Customer's funds are matched 3:1
  - ✓ For every \$5 the customer adds to their card, an additional \$15 in McKinney UTD matching funds are added
- Cards are then mailed to the customer
- Customers can load up to \$150 , for a total monthly value of \$600
- Customer calls Irving Holdings directly to schedule trip

# Service Overview

## Participants

Total: 480

Taxi Voucher Program: 467

423 – McKinney

20 – Princeton

0 – Lowry Crossing

10 – Melissa

11 – Celina

3 – Prosper

Demand Response Program: 13

13 – McKinney

Low Income Program: 38

34 – McKinney

2 – Princeton

2 – Prosper

## Funds Expended

Year 1 (June 2017 – May 2018): \$79,071

Year 2 (June 2018 – May 2019): \$176,689

Year 3 (June 1 – 30, 2019): \$19,858

= = = = =

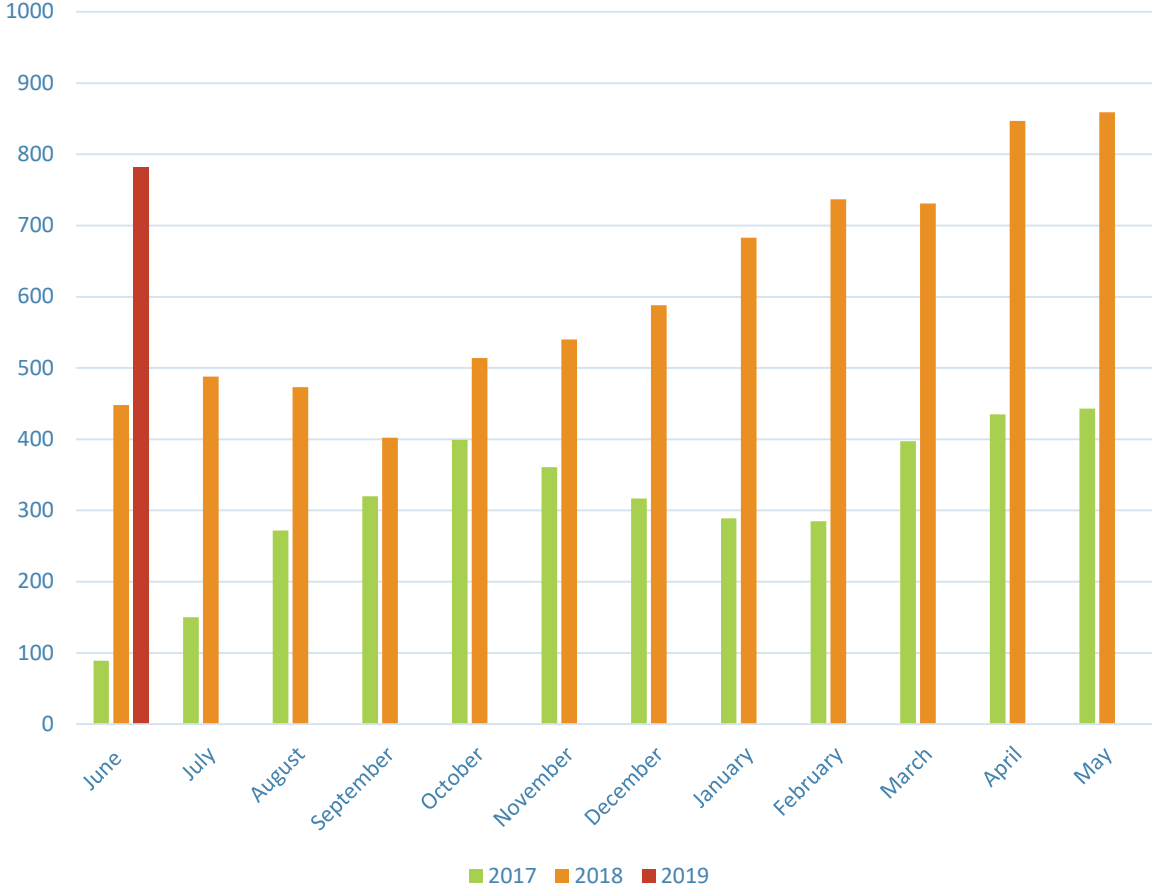
Total Expended to Date: \$275,618

# Service Overview

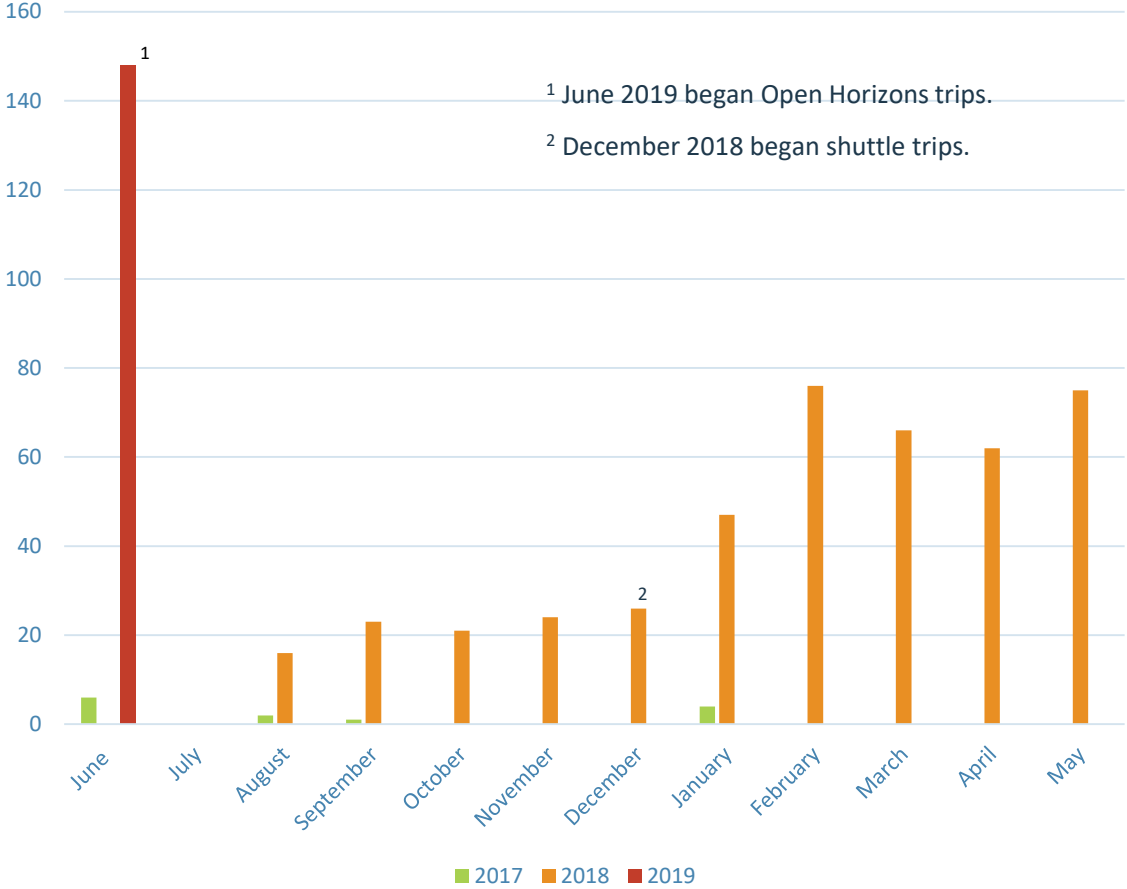
June 2017 - June 2019	Total	Taxi Voucher Program	Demand Response Program
Elderly and Disabled Participants	480	467	13
Low Income Program	38	38	0
Number of Riders	263	252	11
Trips Taken	12,446	11,849	597
Average Cost Per Trip		\$16.59	\$121.74
Average Miles Per Trip		7.64	20.14

# Monthly Ridership

## Taxi Trips

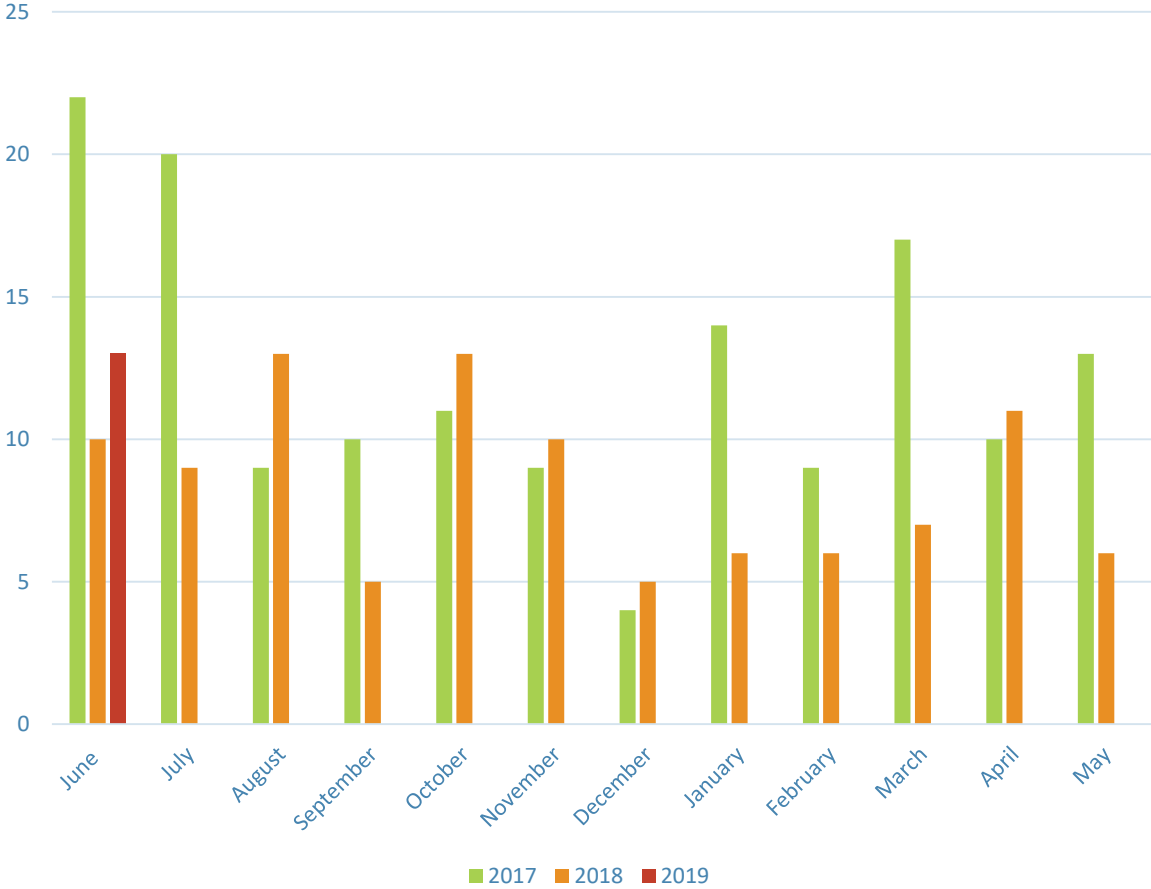


## Demand Response Trips

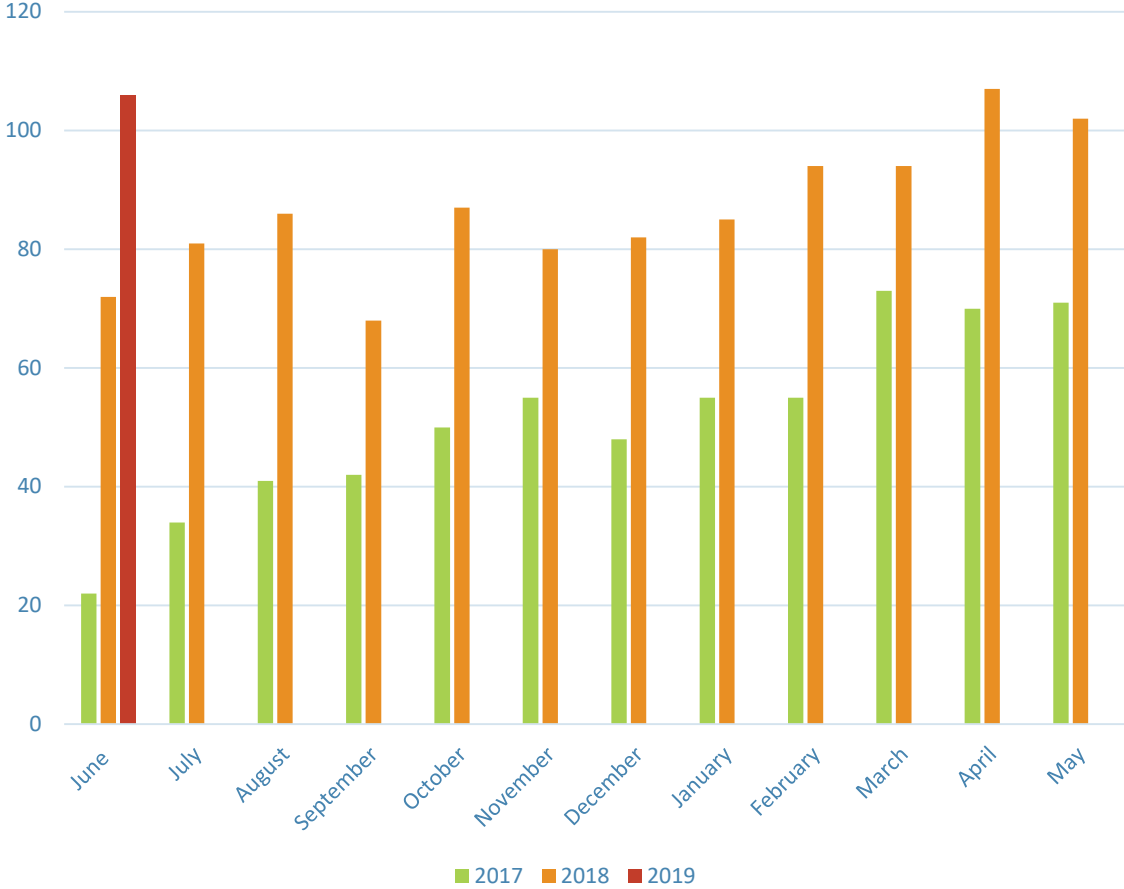


# Riders

## New Riders



## Unduplicated Riders





# Trips by City

June 2017 – June 2019	Taxi Trips	Demand Response Trips	Total Trips
Celina	149	0	149
Lowry Crossing	0	0	0
McKinney	11,504	597	12,101
Melissa	19	0	19
Princeton	142	0	142
Prosper	35	0	35
<b>Total</b>	<b>11,849</b>	<b>597</b>	<b>12,446</b>

# Saturday Service

October 2017 – June 2019	Total
Number of Saturday Trips	601
Unduplicated Saturday Riders	214
Average Cost of Saturday Trips	\$11.64
Total Cost of Saturday Trips	\$7,098.10

# Low Income Program

April 2018 – June 2019	Total	Taxi Voucher Program	Demand Response Program
Participants	38	38	0
Number of Riders	22	22	0
Trips Taken	1,378	1,378	0
Average Cost Per Trip		\$ 11.78	--
Average Miles Per Trip		4.57	--

# Collin County Transit Study

## Study to be led by the North Central Texas Council of Governments (NCTCOG)

- Independent transit needs assessment and strategic implementation plan
- Elements to be considered:
  - ✓ Internal and regional connections
  - ✓ Focus on strategic implementation
  - ✓ Near-term (now to 10 years)
  - ✓ Increase transportation options and innovation
  - ✓ Funding options
  - ✓ Private sector involvement
  - ✓ People and goods
- Website: [www.nctcog.org/transitstudies](http://www.nctcog.org/transitstudies)

# MaaS Update

## Mobility as a Service (MaaS) Request for Proposals

Ability to provide a wide range of innovative mobility services

- ✓ On-Demand Service
- ✓ Platform/Software as a Service

### Timeline

January	Issued RFP
March	Deadline to Submit
April	Board Approval
June - July	Contracts Executed
Ongoing	Develop Task Orders as Needed