



CITY OF MCKINNEY, TEXAS

Agenda Joint Meeting

Monday, February 5, 2018

5:30 PM

Council Chambers
222 N. Tennessee Street
McKinney, Texas 75069

MCKINNEY CITY COUNCIL AND MCKINNEY COMMUNITY DEVELOPMENT CORPORATION

CALL JOINT MEETING TO ORDER

- 18-108** [Consider/Discuss McKinney Community Development Corporation Prospective Projects and Priorities for Funding](#)
- Attachments:** [Quality of Life Amenities Survey - Summary](#)
 [The NCS Community Livability Report](#)
 [Type B Eligible Projects](#)
 [Presentation](#)

ADJOURN MCKINNEY COMMUNITY DEVELOPMENT CORPORATION MEETING

CITY COUNCIL WORK SESSION ITEMS

- 18-109** [Consider/Discuss Funding for Airport Land Acquisition](#)
- Attachments:** [Presentation](#)
- 18-110** [Discuss Charter Amendment Process](#)
- 18-111** [Update on the Potential Development of a McKinney Community Internship Program](#)
- Attachments:** [Presentation](#)

EXECUTIVE SESSION

In Accordance with the Texas Government Code:

A. Section 551.071 (2). Consultation with City Attorney on any Work Session, Special or Regular Session agenda item requiring confidential, attorney/client advice necessitated by the deliberation or discussion of said items (as needed) and legal consultation on the following item(s), if any:

B. Section 551.071 (A) Pending or contemplated litigation

- Stephen Dorris v. City of McKinney, Texas, et al; Cause No. 4:16-cv-00069; U.S. District Court for the Eastern District of Texas, Sherman Division
- Petition of the Cities of Garland, Mesquite, Plano, and Richardson Appealing Wholesale Water Rates Implemented by North Texas Municipal Water District, PUC Docket No. 46662, Public Utility Commission of Texas

C. Section 551.087 – Discuss Economic Development Matters

- Project A55
- Project A146 – Project Frost
- Project A187 – Project Arlo

ADJOURN CITY COUNCIL MEETING

Posted in accordance with the Texas Government Code, Chapter 551, on the 2nd day of February, 2018 at or before 5:00 p.m.

Sandy Hart, TRMC, MMC
City Secretary

In accordance with the Americans with Disabilities Act, it is the policy of the City of McKinney to offer its public programs, services, and meetings in a manner that is readily accessible to everyone, including individuals with disabilities. If you are a person with a disability and require information or materials in an appropriate alternative format; or if you require any other accommodation, please contact the ADA Coordinator at least 48 hours in advance of the event. Phone 972-547-2694 or email contact-adacompliance@mckinneytexas.org. Advance notification within this guideline will enable the City to make reasonable arrangements to ensure accessibility. ADA grievances may also be directed to the ADA Coordinator or filed online at <http://www.mckinneytexas.org/ada>.



TITLE: Consider/Discuss McKinney Community Development Corporation
Prospective Projects and Priorities for Funding

COUNCIL GOAL: Enhance the Quality of Life in McKinney
Direction for Strategic & Economic Growth

MEETING DATE: February 5, 2018

DEPARTMENT: McKinney Community Development Corporation

CONTACT: Cindy Schneible, President

ITEM SUMMARY:

- The MCDC board is committed to supporting City Council's strategic goals within the parameters permitted by state law.
- The purpose of this meeting and discussion is to share information with Council on prospective projects and priorities and receive input to ensure effective fulfillment of Council goals.

BACKGROUND INFORMATION:

- Prospective projects identified by the MCDC board were discussed within the context of:
 - Projects permissible under state law (the Texas Local Government Code - Chapters 501 - 505).
 - Council Goals adopted in 2017.
 - Information provided through the 2017 Citizen Survey, conducted by National Research Center.
 - Information provided through the 2017 Quality of Life online survey.

FINANCIAL SUMMARY:

- MCDC's allocation for Project Grants for FY 18 is \$1,259,745.
- MCDC's unreserved fund balance is \$13,815,467 (December balance sheet).

SUPPORTING MATERIALS:

[Quality of Life Amenities Survey - Summary](#)

The NCS Community Livability Report
Type B Eligible Projects
Presentation

Quality of Life Amenities Survey

What additional quality of life amenities would you like to see in McKinney?

All Responses sorted chronologically

As of October 3, 2017, 11:20 AM



Virtual Town Hall is not a certified voting system or ballot box. As with any public comment process, participation in Virtual Town Hall is voluntary. The responses in this record are not necessarily representative of the whole population, nor do they reflect the opinions of any government agency or elected officials.

Quality of Life Amenities Survey

What additional quality of life amenities would you like to see in McKinney?

As of October 3, 2017, 11:20 AM, this forum had:

Attendees: 1965

All Responses: 1259

Hours of Public Comment: 63.0

This topic started on August 25, 2017, 5:08 PM.

Quality of Life Amenities Survey







What additional quality of life amenities would you like to see in McKinney?

Responses

How are you part of the McKinney community?

		%	Count
McKinney resident		88.5%	1105
Collin County resident		6.3%	79
Visitor		5.1%	64

Creating / preserving open lands to improve quality of life by increasing open space, accessible to the public, for present and future generations ranked as medium to high priority for 92% of respondents. You've got 25 dots to 'spend' to rank the following in order of importance to you.






		%	Count
Preserve critical and sensitive environmental areas		20.9%	6334
Provide linkage between current open spaces		14.4%	4346
Permanently protect open areas from development		20.7%	6280
Secure land in already developed areas		11.1%	3349
Provide wildlife habitat		16.2%	4890
Identify funding sources for acquisition of land to keep or preserve as open lands		12.0%	3622

Recreation centers are intended to provide social, fitness, fun and learning activities to residents. They ranked as medium to high priority for 88% of survey respondents.

Please choose your top three options for facilities most important for development or improvement in McKinney.

Quality of Life Amenities Survey

What additional quality of life amenities would you like to see in McKinney?

		%	Count
Outdoor aquatic facilities		26.9%	319
Combined aquatic and fitness facilities		59.9%	711
Recreation facilities for seniors		48.8%	579
Youth sports facilities		53.2%	631
Community center - cultural, recreational, educational and social activities		77.8%	923

Are there improvements to existing community facilities you would like to see? Any comments you would like to make?

Answered 297

Skipped 962

all apex aquatic area areas better center community could
course disc don facilities facility fields golf like
mckinney more need needs out outdoor park parks people
pool public residents s see senior seniors side so t they too use
very








Sports facilities ranked as medium to high priority by 74% of survey respondents.

Using 25 dots, please "spend" them to show which type of facility you'd like to see in McKinney.

		%	Count
Multi-sport practice fields. Examples include fields for soccer, lacrosse, football or cricket		17.4%	4981

Quality of Life Amenities Survey

What additional quality of life amenities would you like to see in McKinney?

		%	Count
Game fields for soccer, lacrosse, football or cricket		10.7%	3067
Tournament soccer facility		6.0%	1721
Recreational baseball / softball fields		10.9%	3116
Tournament baseball / softball facility		6.6%	1889
Disc golf course		21.5%	6157
Volleyball / basketball facility		10.9%	3107
Tennis facility		9.3%	2654

Are there any other types of sports facilities you would like to suggest?

Answered

229

Skipped

1,030







all ball basketball bike center could **course courts** disc do don
facilities facility fields golf hockey ice indoor like
mckinney more need new nice open **outdoor** park parks public
racquetball rink s so **sports** t tennis they trails use well

Outdoor / adventure activities ranked medium to high priority by 75% of survey respondents. Please select your top five choices from the options below.

		%	Count
Zip line		71.5%	801
Wake boarding		26.5%	297

Quality of Life Amenities Survey

What additional quality of life amenities would you like to see in McKinney?

		%	Count
Kayaking / canoeing		77.5%	868
Rock climbing		63.4%	710
Skydiving		17.0%	190
Sporting clays		31.1%	348
Equestrian activities		52.4%	587
Body boarding		16.9%	189

Are there any other outdoor or adventure activities you would like to suggest?

Answered 191

Skipped 1,068




activities adventure all also archery area areas bike biking could
 course courses disc fishing from go golf great hiking kids
 like make mckinney more mountain nature need none obstacle
 outdoor park parks paths people public t they trail trails
 walking

Expanded hike and bike trail system ranked as medium to high priority by 83% of survey respondents. Below you have 15 dots to "spend" to rank the features most important to you.

		%	Count
Connectivity throughout McKinney neighborhoods via trails and side paths. This includes neighborhoods, schools, downtown, libraries, recreation centers and retail centers.		37.9%	6626

Quality of Life Amenities Survey

What additional quality of life amenities would you like to see in McKinney?

		%	Count
Connectivity to surrounding communities.		15.1%	2645
Creation of spine bikeways that follow streets and are separated from traffic.		32.7%	5717
Creation of on-street bikeways as part of resurfacing or new road construction.		10.4%	1815

Are there other hike and bike trail system options you would like to suggest?

Answered 178
Skipped 1,081

all along areas **bike** bikers **bikes** biking from **get** great keep lane
lanes like mckinney more need off other park **paths** please
road roads **s** sidewalks so some **street** **streets** t them they
traffic trail trails up use walk way

Outdoor entertainment venues ranked medium to high priority by 85% of survey respondents. Choose your top two options for facilities most important for development or improvement in McKinney.

		%	Count
Large concert or performance venue. Examples could include Starplex Pavilion or Panther Island Pavilion.		64.2%	758
Amusement park / rides		21.4%	252
Destination water park		36.5%	431

Quality of Life Amenities Survey

What additional quality of life amenities would you like to see in McKinney?





		%	Count
Plazas or gathering places in key locations, for example downtown McKinney		77.4%	913

Is there another type of outdoor venue you'd like to suggest?

Answered	142
Skipped	1,117

- all also **amusement area areas** community concert concerts **don**
downtown entertainment **etc events food great large like**
mckinney more nature **need needs none one open outdoor**
park parks places **s shade small space t they venue venues**
water where

Performing arts centers ranked as medium to high priority by 85% of survey respondents. Below you have 25 dots to "spend" to rank the type of performance space you would like to see added in McKinney.

		%	Count
Public gallery / exhibition space		18.6%	5439
Black box theater		14.7%	4299
Performance / concert hall of 700 or more seats		28.4%	8320
Outdoor amphitheater		31.5%	9243

Is there any other type of performance venue you'd like to suggest?

Quality of Life Amenities Survey

What additional quality of life amenities would you like to see in McKinney?

Answered 69

Skipped 1,190




amphitheater any art center concert could do don from get go
like mckinney money more need new none only outdoor
performance play s see shade small space spaces stadium t
texas than theater think venue venues was well what where

Restaurant and entertainment options ranked as medium to high priority for 90% of survey respondents. Please select your top five.

	%	Count
Quick service / fast food restaurants - examples could include McDonald's, Whataburger, Chick-fil-A and others	12.3%	146
Casual dining restaurants - price points of about \$15 per meal, wide range of choices. Examples could include Chili's, Applebee's, Rosa's, Gloria's, BJ's or others	60.0%	713
Fast casual restaurants - combination of quick service and casual. Examples include Panera Bread, Chipotle, Zoe's Kitchen or others	55.3%	657
Fine dining - full service, high quality food, nice ambiance; more expensive. Examples could include Jasper's, Capital Grille, Del Frisco's, Perry's or others	66.2%	787
Wine bistros / brew pubs	51.7%	615
Movie theaters	34.3%	408

Quality of Life Amenities Survey

What additional quality of life amenities would you like to see in McKinney?

		%	Count
Multi-component entertainment venues. Examples could include Main Event, Dave & Buster's, Shenaniganz, Urban Air or others		47.1%	560
Comedy clubs		29.9%	356
Children's museum		45.9%	546

List any other restaurant or entertainment options you'd like to see in McKinney.

Answered

212

Skipped

1,047

allen any area bowling casual chain chains dining don downtown drive eat
entertainment etc fast food frisco from good like local
mckinney more need options owned places plano please
restaurant restaurants s see side so some t too unique west



McKinney, TX

Community Livability Report

DRAFT
2017



NRC
National Research Center Inc

2955 Valmont Road Suite 300
Boulder, Colorado 80301
n-r-c.com • 303-444-7863



Leaders at the Core of Better Communities

777 North Capitol Street NE Suite 500
Washington, DC 20002
icma.org • 800-745-8780

Contents

About..... 1

Quality of Life in McKinney 2

Community Characteristics 3

Governance 5

Participation 7

Special Topics..... 9

Conclusions 12



The National Citizen Survey™
© 2001-2017 National Research Center, Inc.

The NCS™ is presented by NRC in collaboration with ICMA.

NRC is a charter member of the AAPOR Transparency Initiative, providing clear disclosure of our sound and ethical survey research practices.

About

The National Citizen Survey™ (The NCS) report is about the “livability” of McKinney. The phrase “livable community” is used here to evoke a place that is not simply habitable, but that is desirable. It is not only where people do live, but where they want to live.

Great communities are partnerships of the government, private sector, community-based organizations and residents, all geographically connected. The NCS captures residents’ opinions within the three pillars of a community (Community Characteristics, Governance and Participation) across eight central facets of community (Safety, Mobility, Natural Environment, Built Environment, Economy, Recreation and Wellness, Education and Enrichment and Community Engagement).

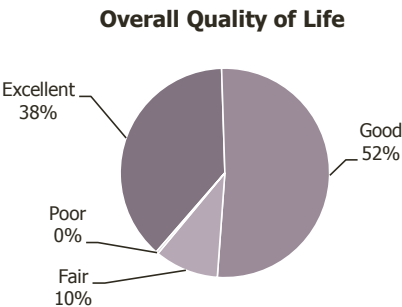
The Community Livability Report provides the opinions of a representative sample of 296 residents of the City of McKinney. The margin of error around any reported percentage is 6% for the entire sample. The full description of methods used to garner these opinions can be found in the *Technical Appendices* provided under separate cover.



Quality of Life in McKinney

A vast majority of residents rated the quality of life in McKinney as excellent or good. This was similar to quality of life ratings seen in other jurisdictions across the nation (see Appendix B of the *Technical Appendices* provided under separate cover).

Shown below are the eight facets of community. The color of each community facet summarizes how residents rated it across the three sections of the survey that represent the pillars of a community – Community Characteristics, Governance and Participation. When most ratings across the three pillars were higher than the benchmark, the color for that facet is the darkest shade; when most ratings were lower than the benchmark, the color is the lightest shade. A mix of ratings (higher and lower than the benchmark) results in a color between the extremes.



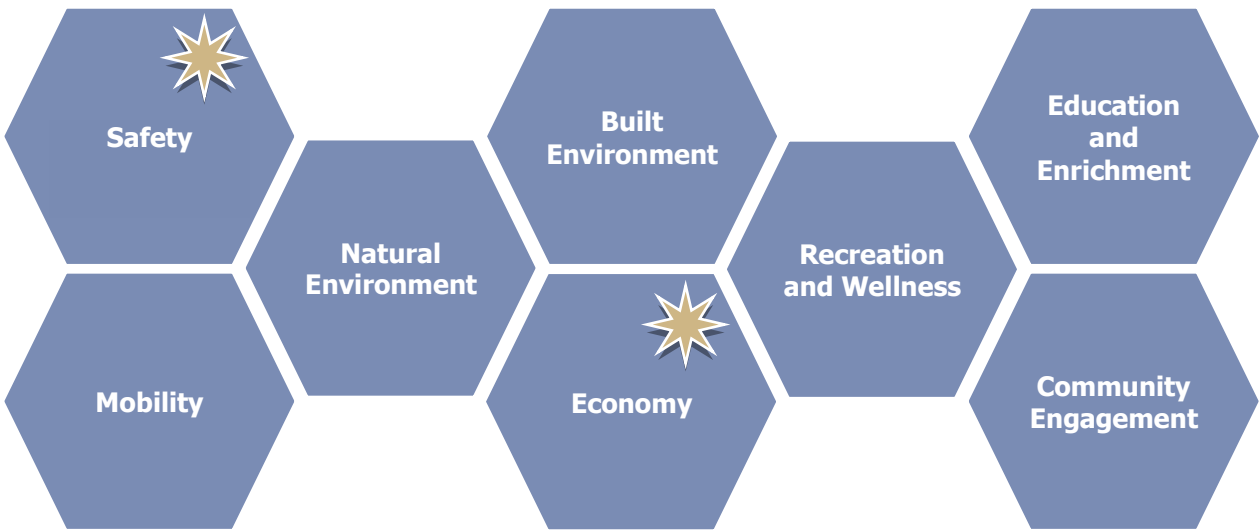
In addition to a summary of ratings, the image below includes one or more stars to indicate which community facets were the most important focus areas for the community. Residents identified Safety and Economy as priorities for the McKinney community in the coming two years. Ratings for all facets were positive and similar to other communities. Linking quality to importance offers community members and leaders a view into the characteristics of the community that matter most and that seem to be working best.

Details that support these findings are contained in the remainder of this Livability Report, starting with the ratings for Community Characteristics, Governance and Participation and ending with results for McKinney’s unique questions.

Legend

- Higher than national benchmark
- Similar to national benchmark
- Lower than national benchmark

★ Most important



Community Characteristics

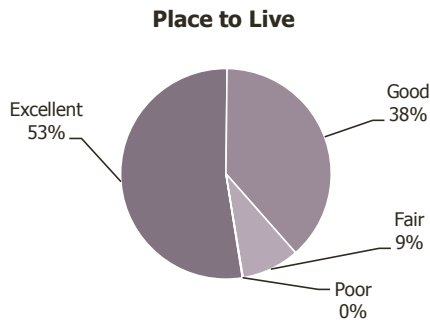
What makes a community livable, attractive and a place where people want to be?

Overall quality of community life represents the natural ambience, services and amenities that make for an attractive community. How residents rate their overall quality of life is an indicator of the overall health of a community. In the case of McKinney, 91% rated the City as an excellent or good place to live. Respondents' ratings of McKinney as a place to live were similar to ratings in other communities across the nation.

In addition to rating the City as a place to live, respondents rated several aspects of community quality including McKinney as a place to raise children and to retire, their neighborhood as a place to live, the overall image or reputation of McKinney and its overall appearance. About 9 in 10 respondents positively rated the City as a place to raise children and the overall image and reputation of McKinney; both of these ratings were similar to the national benchmark comparisons. Eighty-seven percent of residents positively rated their neighborhoods as places to live and the overall appearance of McKinney and about three-quarters of residents awarded high marks to the City as a place to retire, which were all similar to ratings seen in comparison communities.

Delving deeper into Community Characteristics, survey respondents rated over 40 features of the community within the eight facets of Community Livability. Residents' ratings within the pillar of Community Characteristics varied, but tended to be similar to or higher than the national comparisons. About 9 in 10 residents gave excellent or good ratings to the overall feeling of Safety in McKinney, and a similar proportion reported feeling safe in their neighborhood and in the downtown/commercial area during the day. Within Mobility, about half of residents or more positively rated most Mobility measures, including the overall ease of travel in the City (80%) and traffic flow on major streets (62%); these measures tended to be similar to the national benchmarks. The only exception was the ease of travel by public transportation, which received positive ratings from about one in five participants and was lower than ratings seen in comparison communities. About two-thirds of respondents or more positively rated the overall built environment, housing options, the quality of new development and public places where people like to spend time. Residents' evaluations of the quality of new development and housing options were higher in McKinney than in benchmark communities. About four in five respondents positively rated the overall economic health of McKinney and the vibrancy of the downtown/commercial area (which were both higher than the benchmark) and about 7 in 10 gave favorable marks to the quality of business and service establishments, the City as a place to visit and McKinney as a place to work. Within

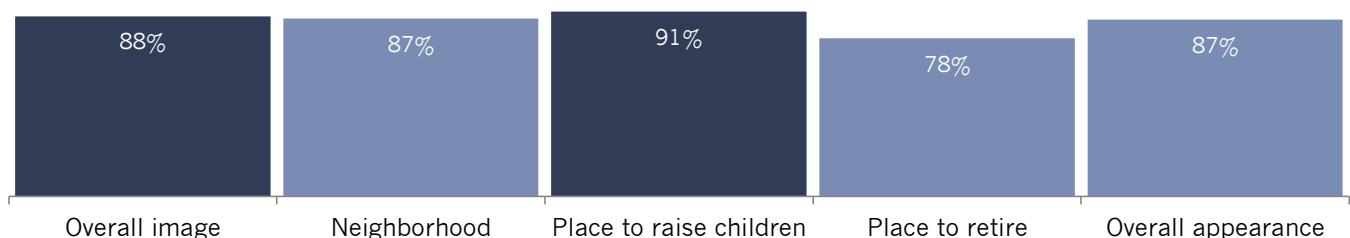
Recreation and Wellness, about 7 in 10 respondents or more positively rated overall health and wellness opportunities, the availability of affordability quality food, recreational opportunities and fitness opportunities. Furthermore, ratings for the availability of affordable quality mental health care, health care and preventive health services were higher in McKinney than in other communities across the country. Ratings within Education and Enrichment also tended to be strong: adult educational opportunities, K-12 education and the availability of affordable quality child care/preschool were all higher than the national benchmark comparisons.



Percent rating positively (e.g., excellent/good)

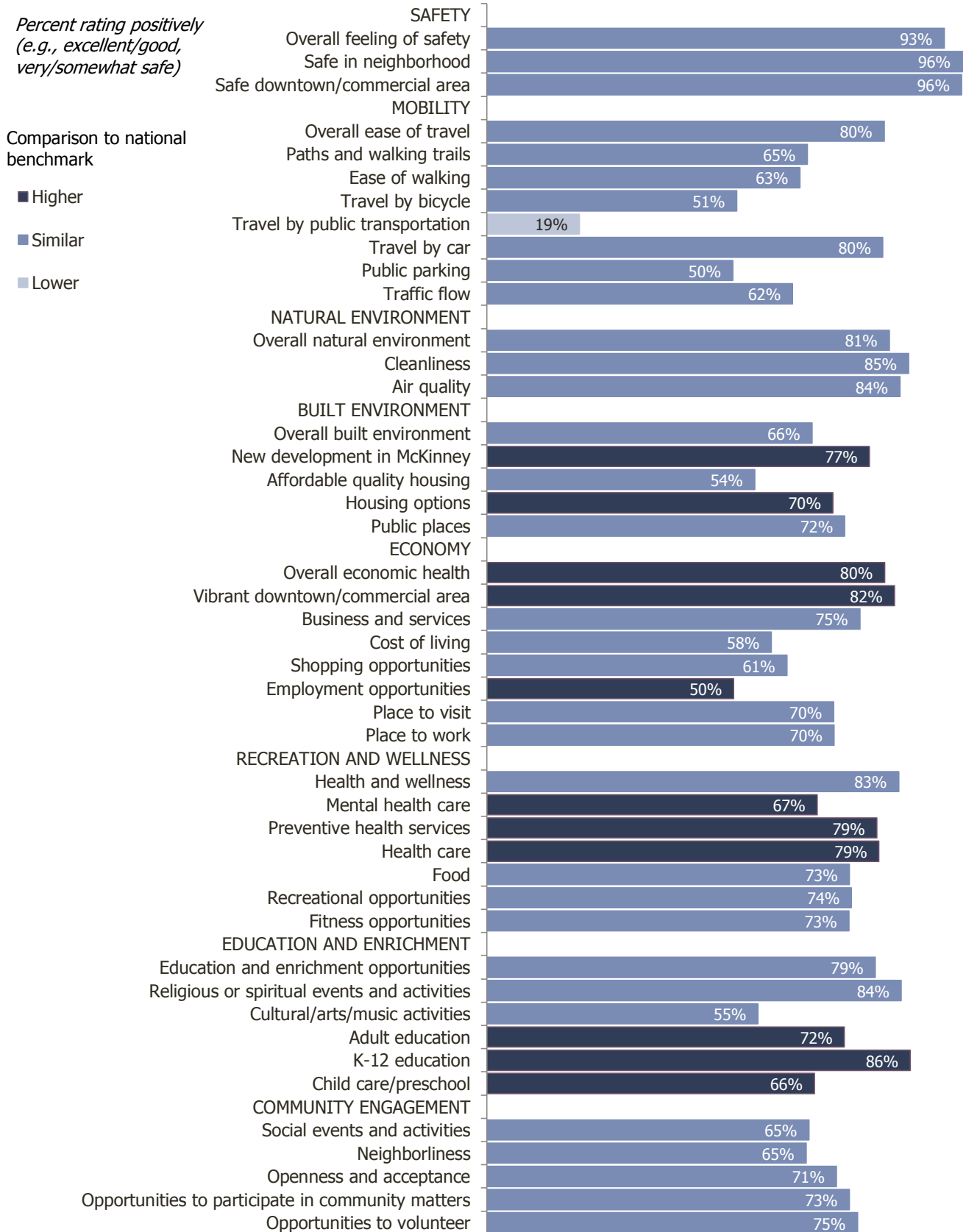
Comparison to national benchmark

■ Higher ■ Similar ■ Lower



The National Citizen Survey™

Figure 1: Aspects of Community Characteristics



Governance

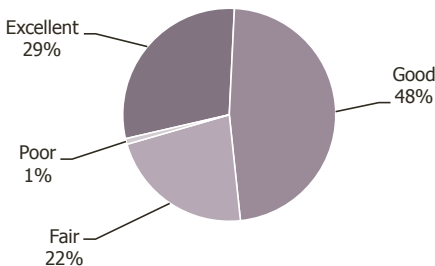
How well does the government of McKinney meet the needs and expectations of its residents?

The overall quality of the services provided by McKinney as well as the manner in which these services are provided are a key component of how residents rate their quality of life. About three-quarter of survey participants gave excellent or good ratings to the overall quality of services provided by the City; in comparison, about 4 in 10 positively rated services provided by the Federal Government. Both of these measures were similar to the national benchmark comparisons.

Survey respondents also rated various aspects of McKinney's leadership and governance. Ratings for aspects of the City's leadership and governance tended to be similar to ratings seen in comparison communities; the only exception was the job the City does at treating all residents fairly, which was positively rated by about two-thirds of respondents and was higher than the national benchmark. About three-quarters of participants awarded high marks to the overall customer service provided by City employees and the overall direction McKinney is taking. All other aspects of McKinney's governance received excellent or good ratings from about half of respondents or more.

Respondents evaluated over 30 individual services and amenities available in McKinney. All McKinney services and amenities were given excellent or good ratings by a majority of respondents and were either similar to or higher than the national benchmark. All Safety-related services were positively rated by about 7 in 10 residents or more, and residents' evaluations of crime prevention and animal control were higher than ratings seen in comparison communities. Within the facet of Mobility, both street repair and traffic enforcement received strong ratings that were higher than the national comparisons. McKinney residents also tended to give high marks to aspects of Built Environment: about four in five respondents favorably rated sewer services and the power utility, and ratings for storm drainage, land use planning and zoning and code enforcement were higher the benchmark. Economic development received positive ratings from about 7 in 10 respondents, which was higher than ratings seen in other communities across the nation. Services and amenities in Recreation and Wellness, Education and Enrichment and Community Engagement received positive ratings from about 7 in 10 participants or more, and ratings for health services were higher than the benchmark.

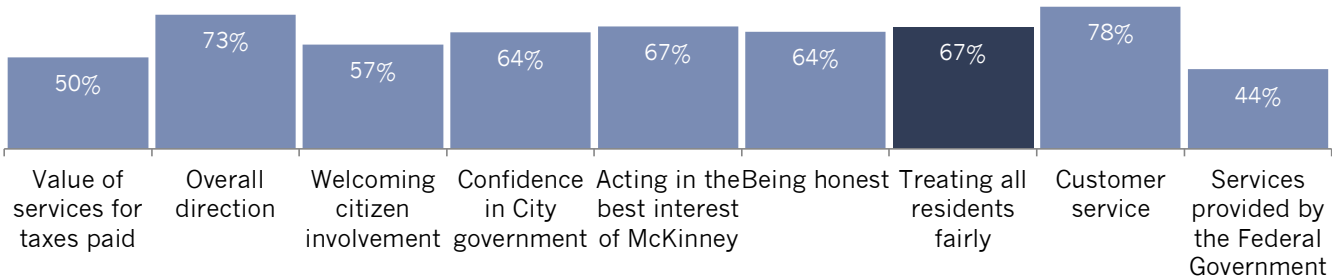
Overall Quality of City Services



Percent rating positively (e.g., excellent/good)

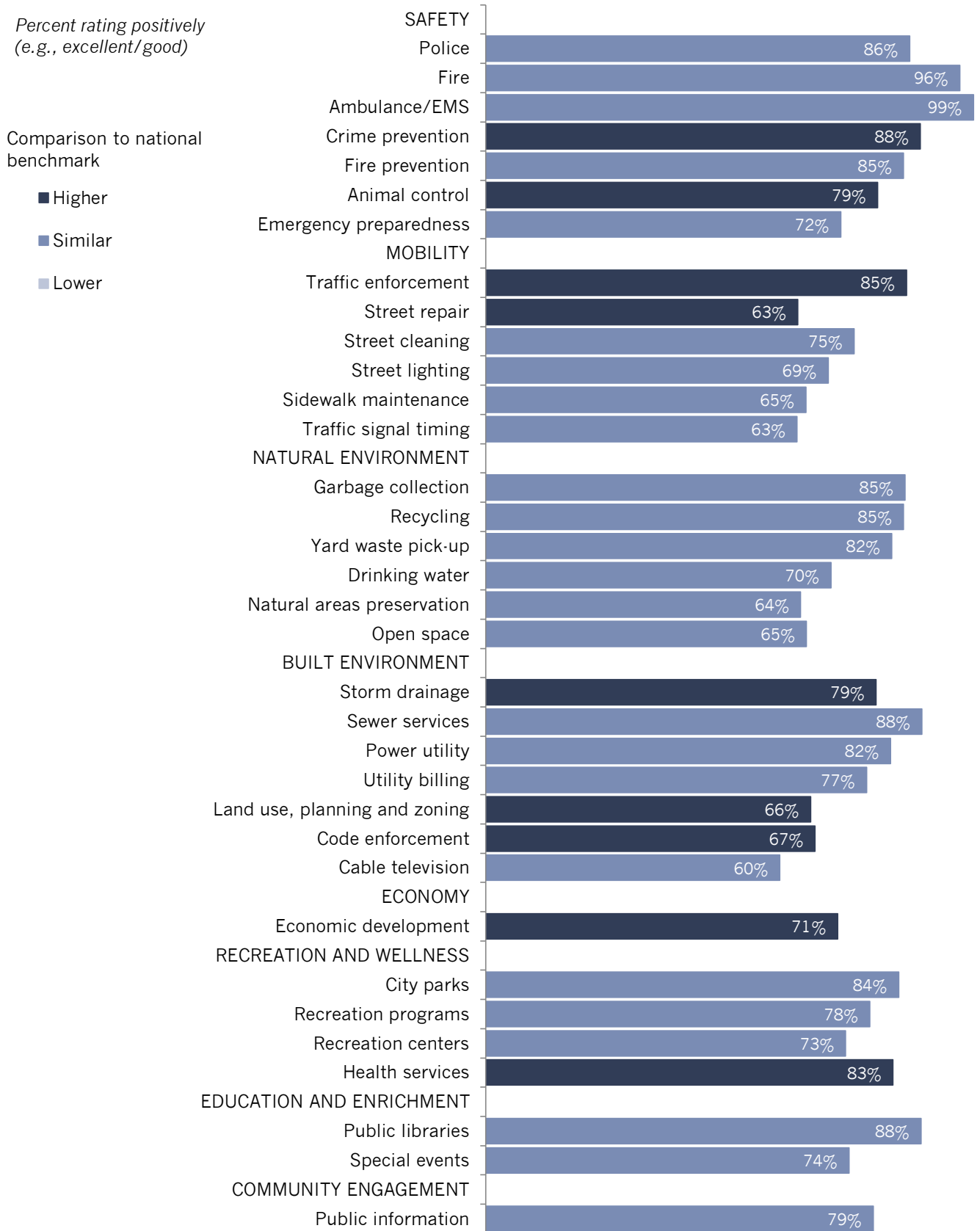
Comparison to national benchmark

■ Higher ■ Similar ■ Lower



The National Citizen Survey™

Figure 2: Aspects of Governance



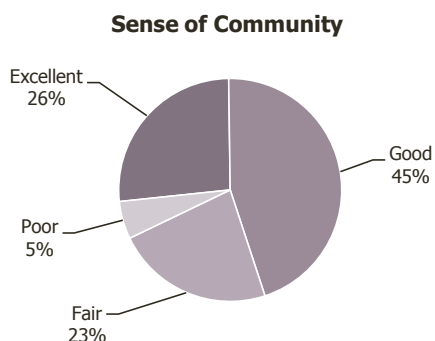
Participation

Are the residents of McKinney connected to the community and each other?

An engaged community harnesses its most valuable resource, its residents. The connections and trust among residents, government, businesses and other organizations help to create a sense of community, a shared sense of membership, belonging and history. Around 7 in 10 respondents gave high marks to the sense of community in McKinney, which was similar to ratings seen in other communities across the country. About 9 in 10 respondents said they would recommend living in McKinney to someone who asked, and 85% planned to remain living in the community for the coming five years. More than 4 in 10 respondents had contacted a City of McKinney employee in the 12 months prior to the survey, a rate that was similar to those seen in comparison communities.

The survey included over 30 activities and behaviors for which respondents indicated how often they participated in or performed each, if at all. Residents' reported levels of Participation were generally similar to rates seen in other communities nationwide. The only exceptions were the proportion of respondents who had participated in religious or spiritual activities in the 12 months prior to the survey, and the percent of residents who thought that the economy would have a positive impact on their income in the coming six months; these levels were higher than the national benchmark comparisons. Within Safety, around 9 in 10 were not the victim of a crime and about four in five respondents had not reported a crime in the 12 months prior the survey. A vast majority of residents reported making efforts to conserve water and recycle at home. Additionally, about 6 in 10 or more did not observe a code violation and were not under housing cost stress in the past year. Almost all survey participants (98%) had purchased good or services in the City limits, and a higher proportion of McKinney residents (53%)

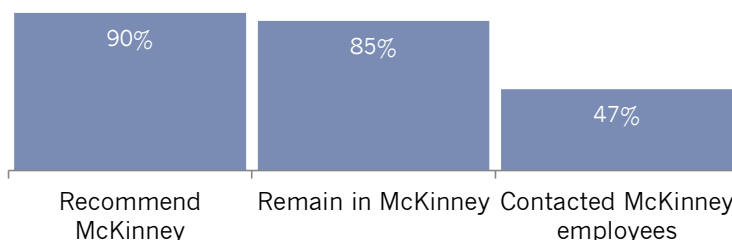
were optimistic that the economy would have a positive impact on their income in the coming six months than residents in other communities. Within Recreation and Wellness, around four in five respondents or more had visited a City park, ate five portions of fruits or vegetables per day and participated in moderate or vigorous physical activity. About 6 in 10 participants reported using McKinney public libraries, and a similar proportion had participated in religious or spiritual activities (a rate that was higher than the benchmark). Within Community Engagement, about 9 in 10 residents had talked to or visited with neighbors and read or watched local news, and about four in five had done a favor for a neighbor, and voted in local elections.



Percent rating positively
(e.g., very/somewhat likely,
yes)

Comparison to national
benchmark

■ Higher ■ Similar ■ Lower



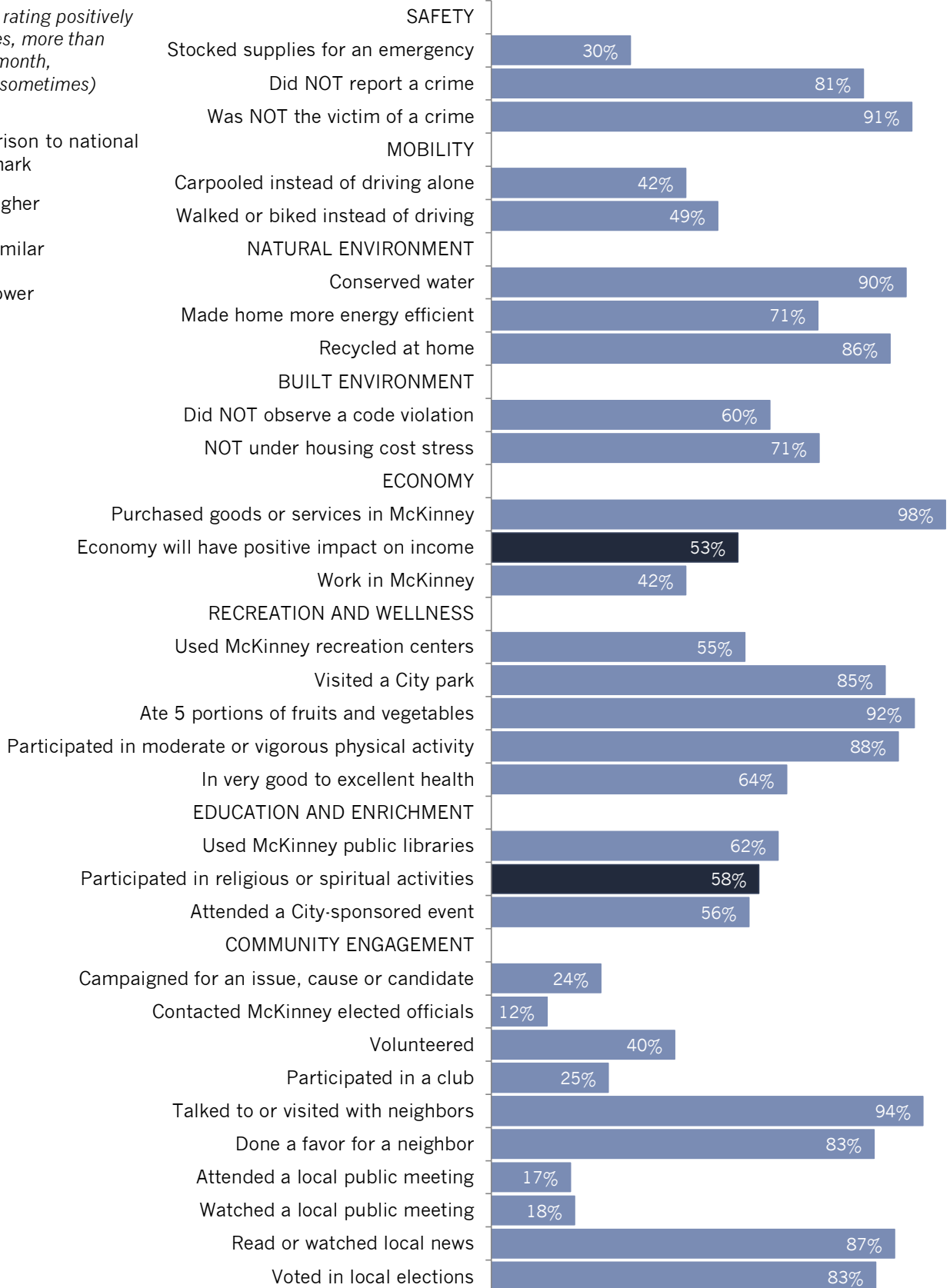
The National Citizen Survey™

Figure 3: Aspects of Participation

Percent rating positively
(e.g., yes, more than
once a month,
always/sometimes)

Comparison to national
benchmark

- Higher
- Similar
- Lower

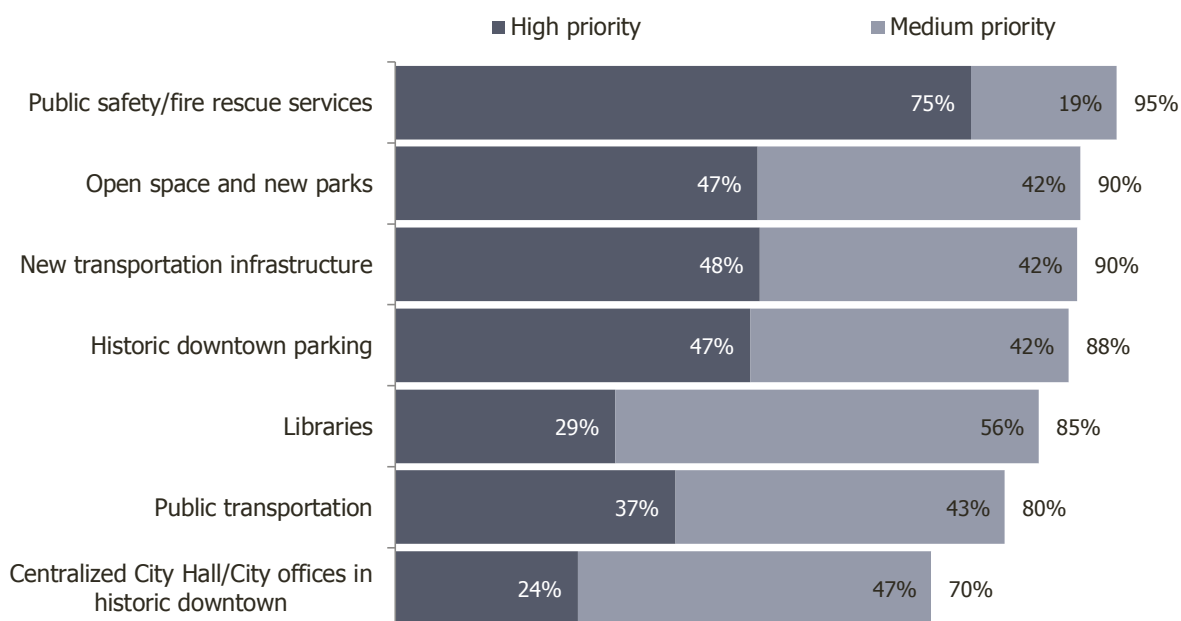


Special Topics

The City of McKinney included five questions of special interest on The NCS. The first special interest question asked participants to rate various City priorities. About 9 in 10 respondents indicated that public safety and fire rescue services, open space and new parks and new transportation infrastructure should be high or medium priorities for the City. All other issues were seen as at least a medium priority by around 7 in 10 respondents or more.

Figure 4: Priorities for the City

How much of a priority, if at all, should it be for the City of McKinney to address each of the following?

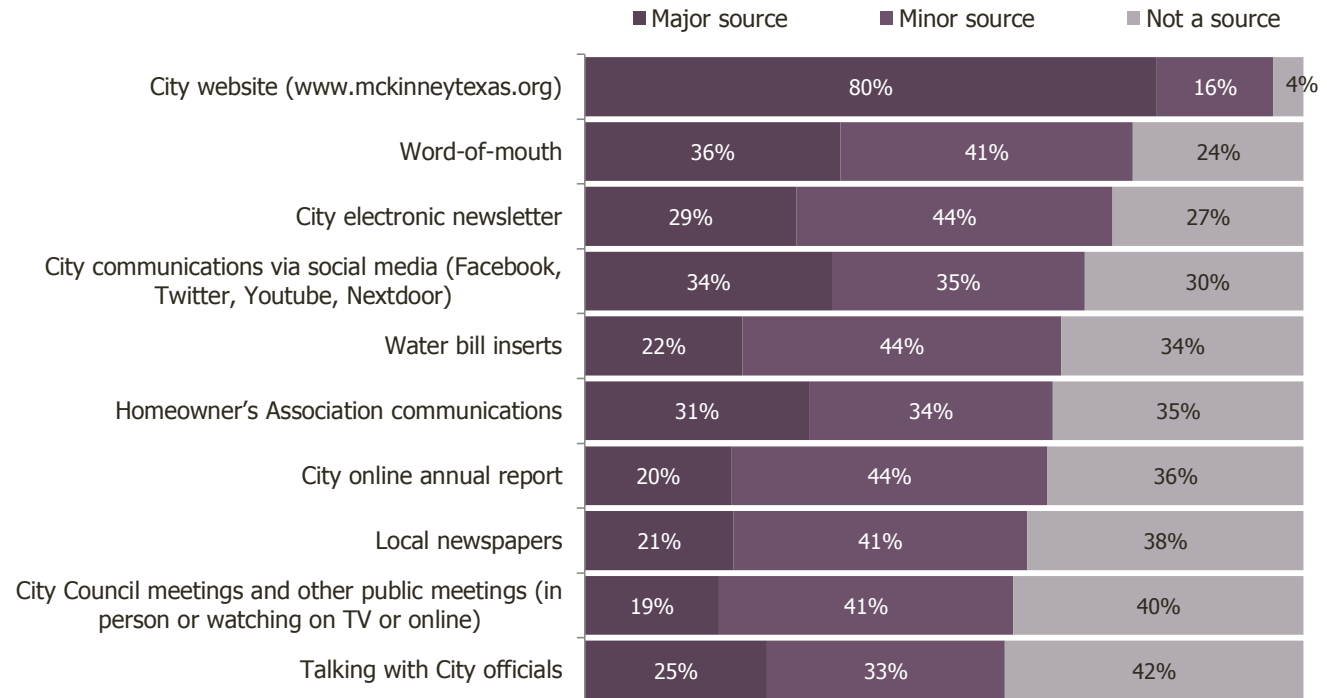


The National Citizen Survey™

The next question asked respondents about sources of information about the City and its activities, events and services. Almost all respondents indicated that the City website was a major or minor source of information, and 7 in 10 said that the City electronic newsletter, word-of-mouth and City communications via social media were sources of information.

Figure 5: City Information Sources


Please indicate how much of a source, if at all, you consider each of the following to be for obtaining information about the City government and its activities, events and services.



Respondents were next asked about potential development options for the McKinney National Airport. Around 7 in 10 residents indicated that they would somewhat prefer or prefer a lot if the City continued to develop as a general and corporate aviation airport, and slightly fewer (61%) would prefer if the City pursued future commercial aviation options in addition to corporate and general aviation.

Figure 6: McKinney National Airport Preferences

The City is considering development options for the McKinney National Airport. Please indicate your level of preference for each of the following approaches:

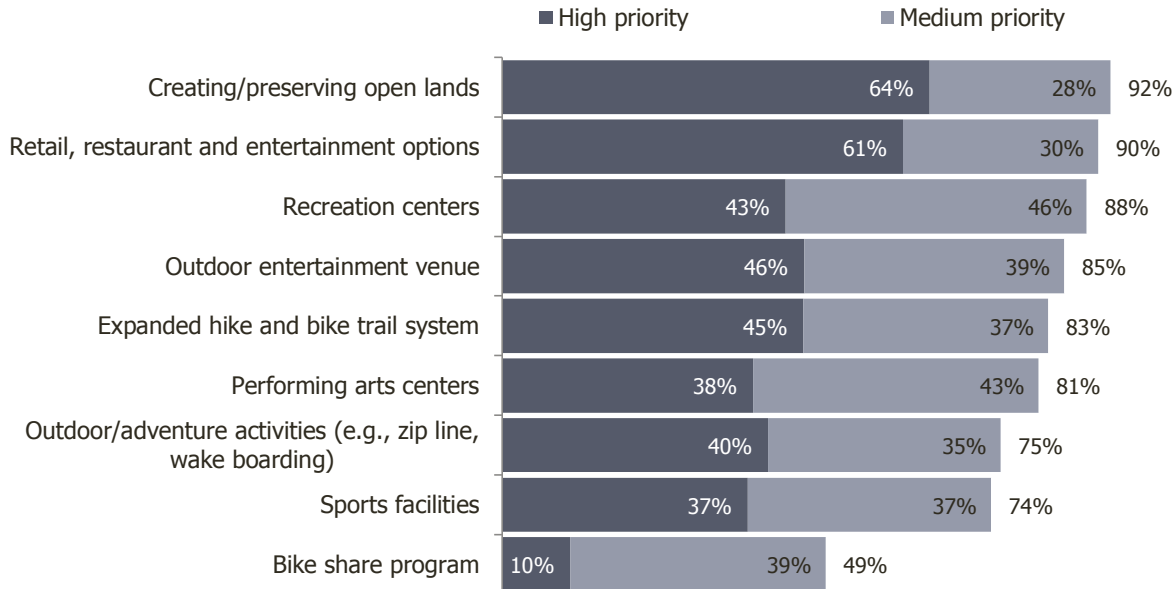


The National Citizen Survey™

The fourth special interest question asked residents how much of a priority various amenities were to improving the overall quality of life in McKinney. About 9 in 10 respondents said that creating/preserving open lands and retail, restaurant and entertainment options were high or medium priorities for improving the quality of life in the City. Most other amenities were said to be at least a medium priority for improving quality of life by about 7 in 10 respondents or more; the only exception was the bike share program, which was seen as a high or medium priority by about half of residents.

Figure 7: Priorities for Improving Quality of Life

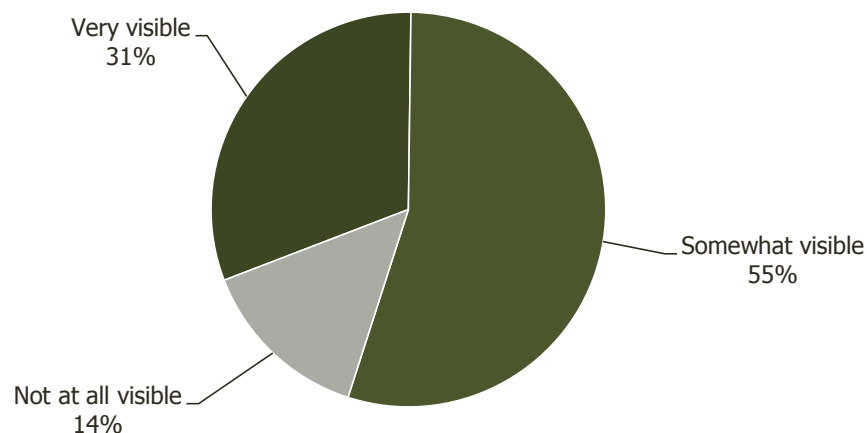
Please indicate how much of a priority, if at all, each of the following amenities are to you for improving the quality of life in McKinney.



The final McKinney-specific question asked respondents about the visibility of the police department throughout the City. A vast majority of residents (86%) indicated that the Police Department was somewhat or very visible.

Figure 8: McKinney Police Visibility

How visible is the McKinney Police Department in your neighborhood and throughout the City (marked cars, foot, bike or mounted patrols)?



Conclusions

McKinney residents enjoy a high quality of life.

A vast majority of residents gave positive marks to the overall quality of life in McKinney and to the City as a place to live; these ratings were strong and similar to those seen in comparison communities. About 7 in 10 or more respondents also favorably rated aspects that enhance quality of life, such as the City as a place to retire, the overall appearance of the City and their neighborhoods as places to live. Residents' ratings of the overall image and reputation of the City and McKinney as a place to raise children were higher than evaluations of these measures in other communities across the country. Additionally, about four in five respondents or more would recommend living in McKinney to someone who asked and planned to remain in the City for the coming five years; both of these rates were similar to the national comparisons.

Safety is a top community priority.

About 9 in 10 respondents indicated that Safety should be a top priority for the McKinney community in the coming two years. Measures related to Safety tended to be rated positively and received ratings that were similar to ratings seen in other communities. About 9 in 10 residents gave excellent or good ratings to the overall feeling of Safety in McKinney, and a similar proportion indicated that they felt safe in McKinney's downtown/commercial area and in their neighborhoods. Ratings for Safety services also tended to be strong: more than 9 in 10 respondents gave excellent or good ratings to fire and ambulance or emergency medical services, and ratings for crime prevention and animal control services were higher in McKinney than in other jurisdictions across the nation. When asked about the visibility of the McKinney police department, more than four in five respondents indicated that the police were somewhat or very visible in their neighborhoods and throughout the City. Additionally, almost all residents (95%) indicated that public safety and fire rescue services should be a high or medium priority for the City of McKinney to address.

The Economy is an important and positive feature of McKinney,

Respondents also indicated that Economy would be an important focus area for the community over the next two years, and residents' ratings for measures of Economy were similar to or higher than the national benchmark across Community Characteristics, Governance and Participation. The overall economic health of McKinney, the vibrancy of the City's downtown/commercial area and employment opportunities all received ratings that were higher than those seen in other communities in the nation. About 7 in 10 respondents positively rated the overall quality of business and service establishments in the City, McKinney as a place to visit and to work and the City's economic development (a rating which was higher in McKinney than in other communities). Additionally, almost all residents reported purchasing goods or services in the City limits in the 12 months prior to the survey, and a higher proportion of McKinney residents were optimistic that the economy would have a positive impact on their income in the coming months than the proportion seen in comparison communities.

McKinney Community Development Corporation
Projects Eligible for Funding
Under Type B Statute
(Chapters 501 to 505 of the Texas Local Government Code)

In order to be eligible for consideration by a Type B corporation, projects and funding awards must be related to one of the following:

- Projects Related to Recreational or Community (city-owned) Facilities
- Projects Related to Affordable Housing
- Professional and Amateur sports and Athletic Facilities, including children's sports
- Entertainment, Tourist and Convention Facilities
- Public Parks and Open Space Improvements
- Projects Related to the Creation or Retention of Primary Jobs (defined in the Local Government Code)
- Mass Transit-Related Facilities or Equipment
- Certain Airport Facilities
- Projects Related to Job Training to Further Economic Development (Does not include "life skills" or "career skills" training. Must be job specific, initiated by a company, with permanent positions created and market rate salaries paid)
- Infrastructure Improvement Projects Necessary to Develop New or Expanded Business Enterprises (water, sewer, utilities)
- Promotional Expenses that Advertise or Publicize the City for the Purpose of Developing New and Expanded Business Enterprises.

McKinney Community Development Corporation

Joint Meeting with City Council
February 5, 2017



McKinney Community Development Corporation

Vision: A driving force for a premier quality of life in McKinney

Mission: Work proactively, in partnership with others to promote and fund community, cultural and economic development projects that maintain and enhance quality of life in McKinney.

Guiding Principles:

- Serve ethically and with integrity
- Provide responsible stewardship
- Embrace our role and responsibility
- Honor the past – provide innovative leadership for the future
- Make strategic and transparent decisions that best serve the community



McKinney Community Development Corporation

Projects Eligible for Type B Corporation Funding

(Chapters 501 to 505 of the Texas Local Government Code)

- Projects Related to Recreational or Community (city-owned) Facilities
- Projects Related to Low Income Housing
- Professional and Amateur Sports and Athletic Facilities
- Entertainment, Tourist and Convention Facilities
- Public Parks and Open Space Improvements
- Mass Transit Related Facilities or Equipment
- Certain Airport Facilities
- Projects Related to the Creation or Retention of **Primary** Jobs (defined in the Local Government Code)
- Infrastructure Improvement Projects Necessary to Develop New or Expanded Business Enterprises (water, sewer, utilities)
- Certain types of Job Training to Further Economic Development (not “life skills or “career skills”) job specific, permanent positions created, market rate salaries paid
- Promotional Expenses that Advertise or Publicize the City for the Purpose of Business Development



MCDC Prospective Projects/Priorities/Funding

- Destination Park (e.g. Klyde Warren; Millenium in Chicago) include performance venue
- Large scale water park (e.g. Schlitterbahn type)
- Low income housing
- Hike and bike trails/connectivity/bike share
- Destination retail/entertainment/corporate/dining/mixed use
- Public transportation
- Restore, refurbish, update existing parks (include performance venues where appropriate)
- Redevelopment of Cotton Mill and Flour Mill
- Amenities in east McKinney
- Large scale entertainment venue (e.g. Gexa in Dallas)
- Aquatic and fitness facility – north (Apex type facility)
- Medical facility (FHQC)





Discussion



18-109

TITLE: Consider/Discuss Funding for Airport Land Acquisition

COUNCIL GOAL: Maximize the Development Potential of the McKinney National Airport

MEETING DATE: February 5, 2018

DEPARTMENT: Finance

CONTACT: Mark Holloway, Chief Financial Officer

RECOMMENDED ACTION:

- Discussion

ITEM SUMMARY:

- Discuss funding for airport land acquisition.

BACKGROUND INFORMATION:

- At the City Council meeting on December 19, 2017, Council approved to authorize the City Manager to execute a purchase and sales agreement with BTCR LP, Prairie Flight LP, and MADMT LP collectively, for approximately 190 acres conditioned on certain modifications discussed in Executive Session.

FINANCIAL SUMMARY:

- N/A

BOARD OR COMMISSION RECOMMENDATION:

- N/A

SUPPORTING MATERIALS:

[Presentation](#)

Airport Land Purchase



Cash Purchase of Land

- 4 Sources of Funding - \$22.5 million
- General Fund - \$8 million
 - Fund Balance required 25%
 - Fund Balance anticipated 35% end of year
- Facilities Construction Fund - \$7 million
 - Funds received from \$9 million lawsuit settlement

Cash Purchase of Land

- TIRZ 2 - \$3 million
 - Project plan change
 - Fund balance available for future projects
- Risk/Insurance Fund - \$4.5 million
 - Fund Balance grown over 5 years
 - Remaining fund balance adequate

Source of Funds

FY 2017-18							
Fund Title	Estimated Fund Balance 9/30/2017	Total Expenditures	% Fund Balance	Fund Balance Required	Land Purchase	Estimated Fund Balance 9/30/2018	Estimated Fund Balance %
General Fund	\$ 56,700,000	\$ 137,244,473	41%	25%	\$ 8,000,000	\$48,700,000	35%
Risk/Insurance *	10,731,819	21,417,872	50%		4,500,000	\$ 6,231,819	29%
Facilities Improvement	13,611,870	197,096			7,000,000	\$ 6,611,870	
TIRZ2 - Airport	5,012,098	25,000			3,000,000	\$ 2,012,098	
Total					\$22,500,000		



18-110

TITLE: Discuss Charter Amendment Process

COUNCIL GOAL: Operational Excellence

MEETING DATE: February 5, 2018

DEPARTMENT: City Council

CONTACT: Mayor George Fuller
Council member La'Shadian Shemwell

RECOMMENDED CITY COUNCIL ACTION: Discuss Charter amendment process.

ITEM SUMMARY:

- Council member Shemwell expressed an interest in discussing a Charter Amendment Election, including specific consideration of submitting a voter proposition relative to **Section. 16. Council Compensation** (below) to address council member health insurance related benefits and modified compensation for service.

Sec. 16. - Council compensation.

Each member of the City Council including the Mayor shall receive for compensation the sum of fifty dollars (\$50.00) per posted City Council meeting attended. In addition the Mayor shall receive one hundred dollars (\$100.00) per month stipend. In the event that the Mayor Pro Tem serves as Mayor for more than thirty (30) consecutive days, the stipend shall be awarded to the Mayor Pro Tem. In addition, all actual reimbursable expenses, including eligible expenses allowed by State law, incurred by all members of the City Council in the performance of their official duties shall be paid by the City.

(Ord. No. 977, § 1, 11-9-1976; Ord. No. 2001-03-033, 3-20-2001; Ord. No. 2011-12-078, § 1, 12-6-2011; Ord. No. 2014-06-039, § 1, 6-3-2014)

- A Charter Amendment is required to modify the current, fixed (per meeting) compensation for council members.
- The City Council may also consider any other Charter modifications which are consistent with state law.
- There are two options for preparing potential charter propositions:
 - Appoint a statutory Charter Review Committee to review and propose potential amendments for Council review and approval prior to bringing to the voters.
 - Form a Council Committee to review and propose potential amendments to bring to the voters.
- The last Charter Review Committee was appointed by City Council on January 17, 2001 with a charge to review specific items and bring recommendations on those items to City Council.
- Due to statutory deadlines and related prerequisites, the next two (2) uniform election dates are:
 - November 6, 2018 - the election must be called no later than Monday, August 20, 2018.
 - May 4, 2019 - the election must be called no later than Friday, February 15, 2019.

BACKGROUND INFORMATION:

- The Charter may only be amended every two (2) years. The last Charter Amendment Election was May 10, 2014.
- Over the last 14 years, the City has brought Charter Amendments before the voters on three occasions:

1. May 15, 2004

- a. City Council Pay - defeated 3,550 to 4,560

Shall Section 16 of the City Charter be amended to allow compensation of Council member based on a per meeting amount, with no yearly maximum?

- b. City Charter Clean Up - passed 7,338 to 796.

Shall the City Charter be amended throughout to correct non-substantive errors such as misspellings, punctuation and grammar, make changes as required to conform to state law and revise references to repealed, redundant or obsolete provisions of state law

or local ordinance?

2. November 8, 2011

- a. Non-substantive errors - passed 1,330 to 251

Shall the City Charter be amended throughout to correct non-substantive errors such as misspellings, punctuation, grammar and sentence structure; conform notice and publication requirements to state law; and revise references to repealed or obsolete provisions of state law?

- b. Delete provisions, practices, and policies - passed 1,286 to 291

Shall the City Charter be amended to delete provisions, practices and policies which are no longer employed by the City of McKinney?

- c. Changing from three to four year terms - passed 866 to 708

Shall Section 9 of the City Charter be amended to provide that the City Council shall have four (4) year terms beginning with the 2013 election, including a transition to four (4) year terms for current office holders and a clarification of existing term limits of two (2) consecutive terms for council members?

3. May 10, 2014

- a. Non-substantive errors - passed 1,809 to 147

Shall the City Charter be amended throughout to correct non-substantive errors such as misspellings, punctuation, grammar and sentence structure; conform notice and publication requirements to state law; and revise references to repealed or obsolete provisions of state law?

- b. Delete provisions, practices, and policies - passed 1,802 to 156

Shall the City Charter be amended to delete provisions, practices and policies which are no longer employed by the City of McKinney?

- c. City Council candidates' physical address - passed 1,917 to 45

Shall Section 10 of the City Charter be amended to provide that candidates and elected members of the City Council provide sufficient evidence of physical residence in the district sought by such candidate or the district represented by an elected member?

- d. City Council candidates be a qualified voter - passed 1,872 to 90

Shall Section 15 of the City Charter be amended to provide that candidates for an election to the City Council be a qualified voter of the City not less than one (1) year prior to filing?

- e. City Council candidates residency requirement - passed 1,880 to 79

Shall Section 15b of the City Charter be amended to provide that candidates for the City Council be residents of the City for one (1) year prior to election?

- f. Remove Council Compensation Cap - passed 1,190 to 720

Shall Section 16 of the City Charter be amended to provide for the continuation of City Council member compensation of \$50 per posted meeting without the annual cap of \$2,500 per year?

- g. Fill Council vacancies by appointment - passed 1,693 to 223

Shall Section 17 of the City Charter be amended to provide for authority to fill certain vacancies by special election or by appointment pursuant to the Texas Constitution?

- h. Deletion of conflicting Charter provisions regarding appointment and removal of employees - passed 1,705 to 202

Shall Section 30 of the City Charter be amended to provide for the deletion of conflicting Charter provisions regarding appointment and removal of employees?

- i. City Council authority regarding appointment and removal of certain executive employees/affiliated public corporations - passed 1,542 to 340

Shall Section 34 of the City Charter be amended to provide for City Council authority regarding appointment and removal of certain executive employees of the City and certain affiliated public corporations?

- j. Additional investigative power of Fire Department - passed 1,654 to 265

Shall Section 66 of the City Charter be amended to provide for

additional investigative powers to the Fire Department?

SUPPORTING MATERIALS:



18-111

TITLE: Update on the Potential Development of a McKinney Community Internship Program

COUNCIL GOAL: Operational Excellence

MEETING DATE: February 5, 2018

DEPARTMENT: City Manager's Office

CONTACT: Trevor Minyard, Assistant to the City Manager

RECOMMENDED CITY COUNCIL ACTION:

- N/A

ITEM SUMMARY:

- Over the previous year, the City of McKinney has had initial discussion with community members about the potential of developing an internship program in concert with the McKinney Independent School District.
- Two cities in the region (Plano and Dallas) offer "Mayoral Internship" programs that have been successful in their respective communities.
- City and MISD staff updated Council on the potential program in December of 2017.
- Staff is updating City Council on moving forward with pursuing the development of a McKinney Community Internship program as directed in a December 2017 Work Session.

BACKGROUND INFORMATION:

- City staff has reviewed and discussed the make-up of the regional programs similar in the City of Plano.
- City staff has met with MISD staff to gain understanding regarding student internship opportunities and receive input from one another on student programs.
- Staff has gained commitments from seven departments to host an intern pending Council's approval of the program.

FINANCIAL SUMMARY:

- N/A

BOARD OR COMMISSION RECOMMENDATION:

- N/A

SUPPORTING MATERIALS:

[Presentation](#)

McKinney Community Internship



Background

- Initial Discussions on This Program Began From Input of the Community Last Year and Continued into 2017
- MISD & City Staff Met in October and December 2017
- Staff presented options to Council during December 2017 Work Session
- Council Directed Staff to
 - Secure Soft Commitments from Departments,
 - Evaluate MISD's Financial Participation,
 - Discuss Business Community Involvement, and
 - Provide Program Scope

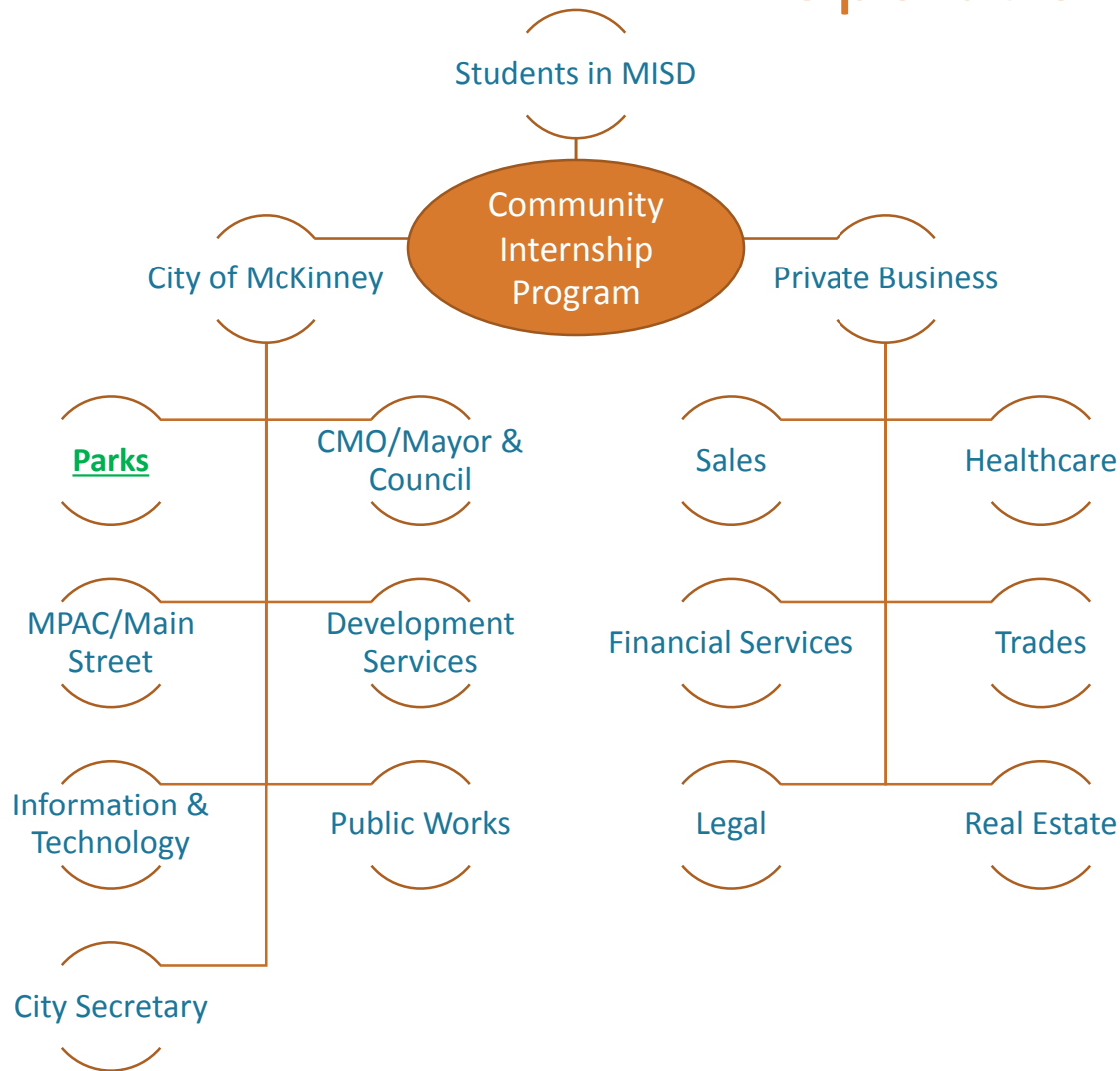


City & MISD Involvement

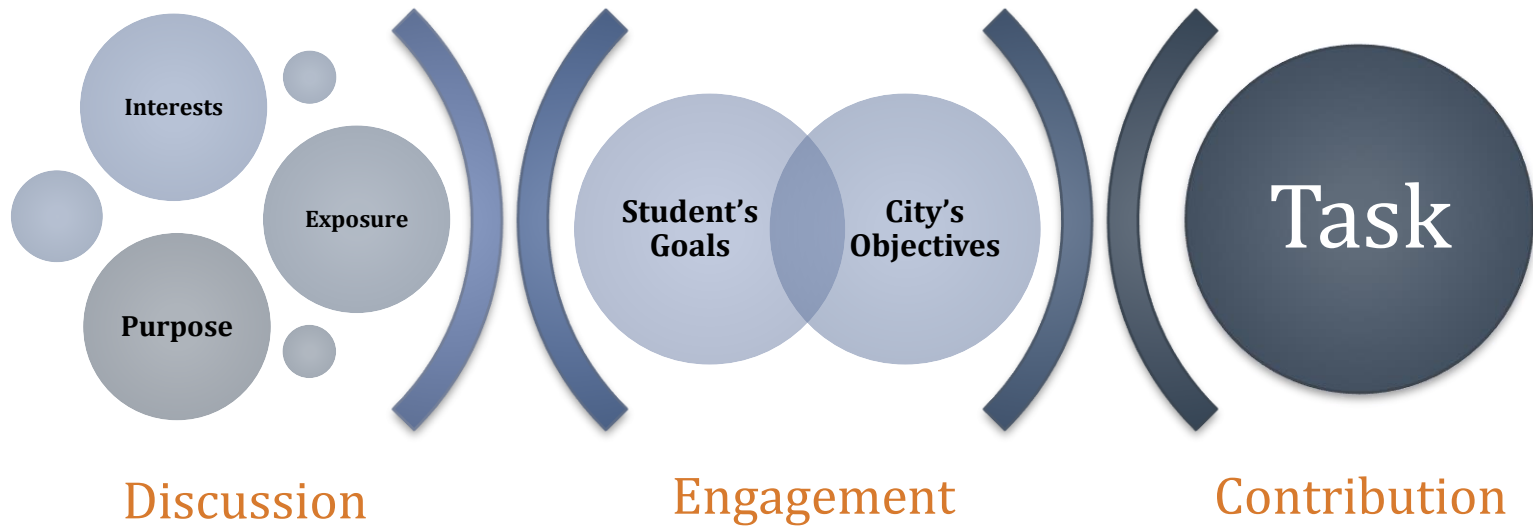
- McKinney ISD
 - Communication & Marketing Activities
 - Student Enrollment & Application Events
 - Hosting Recruitment & Interview Events
 - Teachers Assisting with Resume Building
 - ~~Financial Commitment~~
 - ~~Hosting an Intern(s)~~
- City of McKinney
 - Day-to-day Program Management for Summer 2018
 - Communication & Marketing Activities
 - Possible Funding Commitment For Interns/Program (City Interns Only)
 - 7 Departments Committed to Hosting an Intern
 - Future 3rd Party Contract Management (if necessary)



Operational Framework



Parks & Recreation



Parks & Recreation

Our Commitment:

Tailor the internship to the student's interests in order to maximize their engagement.

Help identify a special project that will track to a key City objective.

Provide one-on-one mentoring.

Celebrate the experience with a final project presentation to department staff and the City Manager.



Parks & Recreation

Sample Projects:

Compile the history of each park and facility, in particular the story behind their names.

Participate in special event planning to include coordination, sponsorship, and marketing efforts.

Create a survey for distribution to their peers, and make recommendations to enhance our parks system and programming opportunities.



Operational Options

- Recommendations of Scope
 - Beginning in 2018 as an Expanded Pilot Program
 - 7 City Interns
 - Allowing up to 10 City Interns
 - Private Business
 - Pursue Internship Agreements with Business Community
- City Managed (*Plano Model*)
 - 2018
 - City Managed
 - Future Years (if applicable)
 - Potential Establishment of Public Improvement Corporation (501c-3)
 - Any Future 3rd Party Contracts Procured Through the City
 - Selection Process of Interns Completed by the Hiring Entity
 - Interviews & Recruitment Facilitated Through MISD/City Locations



Funding Estimates

- 7-10 City Interns
 - \$8/Hour x 20/Hours Per Week x 10 weeks
 - \$1,600 Per Intern
 - \$11,200 – 16,000 Total
 - Misc. Program Expenditures
 - \$2,500
 - Collateral Materials
 - Program Events
 - Orientation
 - Bi-Weekly Trainings/Seminars
 - End-of-Summer Ceremony
 - Other Misc. Cost
 - Funding Source –
 - FY18 – CMO/Council Contingency
 - Future Years – Appropriated Through Budget Process
- 5-10 Non-City Interns
 - Guarantee Hourly Rate via MOU
 - \$8/Hour x 20/Hours Per Week x 10 weeks
 - Misc. Program Expenditures
 - Potentially Provide Event Space



Next Steps & Timeline

