

CITY COUNCIL REGULAR MEETING

MARCH 18, 2025

The City Council of the City of McKinney, Texas met in regular session in the City Hall Council Chambers, located at 401 E. Virginia Street, McKinney, Texas, on Tuesday, March 18, 2025, at 6:00 p.m.

The meeting was streamed live online at <https://mckinneytx.new.swagit.com/views/130>. A video recording of the meeting is available to members of the public through the City of McKinney meeting archive.

Mayor George C. Fuller called the meeting to order at 6:02 p.m. upon determining a quorum consisting of himself and the following City Council members were present: Mayor Pro Tem Geré Feltus, and City Council members Justin Beller, Patrick Cloutier, Rick Franklin, Charlie Philips, and Michael Jones.

These City of McKinney staff were present: City Manager Paul Grimes, Assistant City Manager Trevor Minyard, Assistant City Manager Steve Tilton, Assistant City Manager Barry Shelton, City Attorney Mark Houser, City Secretary Empress Drane, Deputy City Secretary Tenitrus Parchman, City Secretary Administrative Assistant Sheridan Burns, Facilities Construction Manager Patricia Jackson, Director of Engineering, APEX Centre Manager Erica Lyght, Parks Planning & Development Manager Jenny Baker, Human Resources Senior Compensation Analyst Michelle Holt, Director of Libraries Spencer Smith, Audio / Video Technician Joshua Arias, Chief Financial Officer Holloway, and Director of Planning Jennifer Arnold.

There were approximately fifty (50) members of the public present in the audience including McKinney Community Development Corporation Secretary Deborah Bradford and former Assistant of Public Works Paul Sparkman who retired from the City of McKinney on March 7, 2025.

Mayor Fuller called for the Invocation and Pledge of Allegiance. The Invocation was delivered by Imam Mohamed Gebaly of the McKinney Islamic Association.

25-2557 Proclamation for the Month of Ramadan

The proclamation text, not included with the agenda, reads as follows:

WHEREAS, Ramadan, the ninth month of the Islamic calendar, is considered the holiest month for nearly 2 billion Muslims throughout the world – it marks the first revelation of the *Qur'an* to the Prophet Muhammad; and

WHEREAS, Ramadan is regarded as a time for spiritual reflection, increased awareness and giving to the poor, sick, and hungry, and bridging differences between people over a shared commitment to faith; and

WHEREAS, observed by fasting from sunrise to sunset each day of the month, Ramadan lasts 29 to 30 days, based on the timing of the crescent moon – this year, Ramadan began on March 1 in McKinney, Texas, and will end on March 29; and

WHEREAS, the daily breaking of fast, called *Iftar*, is often celebrated by family and community gatherings; and

WHEREAS, the end of Ramadan is commemorated by the *Eid al-Fitr* festival of breaking the fast, a joyous occasion marked by sharing sweets, gifts, and good tidings with family, friends, and neighbors. and

WHEREAS, many people of faith recognize and practice Ramadan traditions in our city, striving to attain piety and submission, practicing self-restraint, cultivating gratitude, and demonstrating compassion for others.

NOW, THEREFORE, I, GEORGE C. FULLER, BY THE POWER VESTED IN ME AS MAYOR OF THE CITY OF MCKINNEY, TEXAS, DO HEREBY PROCLAIM MARCH 1 THROUGH MARCH 29, 2025, AS **THE MONTH OF RAMADAN**

IN THE CITY OF MCKINNEY, TEXAS, WITNESS MY HAND AND SEAL THIS THE 18TH DAY OF MARCH 2025.

25-2558 Proclamation for Surveyors Week

The proclamation text, not included with the agenda, reads as follows:

WHEREAS, for over 250 years, surveyors have played a crucial role in America's history, shaping its land and people; and

WHEREAS, three of the four Presidents on Mt. Rushmore were surveyors, including Thomas Jefferson, who commissioned Meriwether Lewis and William Clark to explore the newly acquired Louisiana Territory, setting the stage for "Manifest Destiny" and America's expansion; and

WHEREAS, during westward expansion, the promise of land ownership drew pioneers, many of whom sought a better life in Texas; and

WHEREAS, Stephen F. Austin, the Father of Texas, published the first map of the region in 1830 and updated it in 1840, reflecting Texas' new status as a sovereign nation; and

WHEREAS, surveyors have shaped many of history's greatest accomplishments, and their influence continues today in fields such as construction, transportation, conservation, and disaster recovery; and

WHEREAS, land surveying is a complex science combining geodesy, mathematics, data collection, mapping, and legal principles of measurement, evidence, and boundaries; and

WHEREAS, surveyors contribute significantly to land ownership, infrastructure, and development, making a tangible impact on our city, state, and nation.

NOW THEREFORE, I, GEORGE FULLER, BY THE POWER VESTED IN ME AS MAYOR OF THE CITY OF MCKINNEY, TEXAS, DO HEREBY PROCLAIM MARCH 16-22, 2025, AS **SURVEYORS' WEEK**

IN MCKINNEY, TEXAS, ENCOURAGING ALL RESIDENTS TO APPLAUD THE WORK OF SURVEYORS AND THE GREAT BENEFITS THEY PROVIDE TO US ALL. WITNESS MY HAND & SEAL THIS 18TH DAY OF MARCH 2025.

25-2514 Recognition of Paul Sparkman, Public Works

The recognition was originally scheduled for March 4, 2025, but delayed due to severe weather events. Mr. Sparkman served a leading role with the city's response to the severe weather. Proclamation text, not included with the agenda, reads as follows:

WHEREAS, James Paul Sparkman's remarkable career with the City of McKinney began on August 18, 1988, when he joined the Public Works Department as a Maintenance Worker; and

WHEREAS, over the course of his distinguished career, Mr. Sparkman demonstrated outstanding leadership, commitment, and dedication, rising through the ranks to hold key positions such as Supervisor of Streets, Drainage, and Traffic in 1993, Superintendent of Streets, Drainage, and Traffic in 1999, and Assistant Director of Public Works from 2013 to 2025; and

WHEREAS, Mr. Sparkman provided guidance and leadership to the Public Works Department over many decades during a period of rapid growth in McKinney from 20,000 people when he first started to over 220,000 people today; and

WHEREAS, throughout his tenure, Mr. Sparkman filled in multiple times as Interim Director, demonstrating his flexibility and expertise in managing city services during leadership transitions, contributing to the continued growth and stability of McKinney's public works systems; and

WHEREAS, Mr. Sparkman's professional experience was built on his ability to foster productive relationships with a wide range of stakeholders, including Franchise Utilities, State and County agencies, and neighboring cities, allowing McKinney to thrive amidst complex infrastructure projects; and

WHEREAS, Mr. Sparkman's legacy includes not only his professional accomplishments but also his active involvement in the McKinney Rotary Club, where he served as President and led numerous community service and philanthropic initiatives that have had a lasting positive impact on the city; and

WHEREAS, Mr. Sparkman's decades of service, his dedication to improving the community, and his unwavering commitment to his family and civic responsibilities have left an indelible mark on the City of McKinney, and his legacy will continue to inspire future generations.

NOW, THEREFORE, I, GEORGE C. FULLER, BY THE POWER VESTED IN ME AS MAYOR OF THE CITY OF MCKINNEY, TEXAS, DO HEREBY PROCLAIM MARCH 4TH, 2025 AS THE DAY TO EXPRESS APPRECIATION FOR **PAUL SPARKMAN**

IN MCKINNEY, TEXAS, ENCOURAGING ALL MEMBERS OF THE PUBLIC TO JOIN ME AND THIS CITY COUNCIL, AND THE CITY OF MCKINNEY ORGANIZATION IN SHARING OUR MOST SINCERE RESPECT AND GRATITUDE, WISHING HIM AND HIS FAMILY ALL THE BEST IN FUTURE ENDEAVORS,

WITNESS MY HAND AND SEAL THIS 4TH DAY OF MARCH, 2025.

Mayor Fuller called for Public Comments on non-Public Hearing agenda items:

Yasser Wardany, 504 Maple Leaf Lane, McKinney TX 75071, thanked the City Council for recognizing the season of Ramadan.

Mayor Fuller called for the Consent items.

Council unanimously approved the motion by Mayor Pro Tem Geré Feltus, seconded by Council member Rick Franklin, to approve the Consent items as presented on the agenda:

- 25-2501** Minutes of the Community Grants Advisory Commission Meeting of December 10, 2024
- 25-2480** Minutes of the McKinney Community Development Corporation Potential Projects Subcommittee Meeting of December 5, 2024
- 25-2481** Minutes of the McKinney Community Development Corporation Promotional and Community Event Grant Subcommittee of January 14, 2025
- 25-2482** Minutes of the McKinney Community Development Corporation Finance Subcommittee Meeting of January 15, 2025
- 25-2479** Minutes of the McKinney Community Development Corporation Meeting of January 23, 2025
- 25-2483** Minutes of the McKinney Community Development Corporation Potential Projects Subcommittee Meeting of February 3, 2025
- 24-2335** Minutes of the McKinney Main Street Board Meeting of December 12, 2024
- 25-2471** Minutes of the Visit McKinney Meeting of January 28, 2025
- 25-2559** Consider/Discuss/Act on an Ordinance Amending the Fiscal Year 2024-

2025 Annual Budget and Amending the 2025-2029 Capital Improvements Program to Provide Funding for Professional Owner's Representation Services Related to the Design and Construction of the Roy and Helen Hall Memorial Library Reimagine Project; Ordinance caption reads:

ORDINANCE NO. 2025-03-014

AN ORDINANCE OF THE CITY COUNCIL OF THE CITY OF MCKINNEY, TEXAS, AUTHORIZING A CERTAIN BUDGET AMENDMENT PERTAINING TO THE FISCAL YEAR 2024-2025 BUDGET AND THE 2025-2029 CAPITAL IMPROVEMENTS PROGRAM FOR PROFESSIONAL OWNER'S REPRESENTATION SERVICES FOR THE ROY AND HELEN HALL MEMORIAL LIBRARY REIMAGINE PROJECT (PROJECT LI2441); AND PROVIDING FOR AN EFFECTIVE DATE HEREOF

25-2560 Consider/Discuss/Act on an Ordinance Amending the Fiscal Year 2024-2025 Annual Budget to Provide Funds for the Trinity Falls Municipal District #1 and Municipal Utility District #2; Ordinance caption reads:

ORDINANCE NO. 2025-03-015

AN ORDINANCE OF THE CITY COUNCIL OF THE CITY OF MCKINNEY, TEXAS AUTHORIZING A CERTAIN BUDGET AMENDMENT PERTAINING TO THE FISCAL YEAR 2024-2025 BUDGET FOR REIMBURSEMENT OF MAINTENANCE FUNDS TO THE TRINITY FALLS MUD#1 AND MUD#2; AND PROVIDING FOR AN EFFECTIVE DATE HEREOF

25-2561 Consider/Discuss/Act on a Resolution Authorizing the City Manager to Execute a Discretionary Services Agreement with Oncor Electric Delivery Company LLC (or "Oncor"), for the Virginia and Throckmorton Infrastructure Improvements (Municipal Complex) Project; Resolution caption reads as follows:

RESOLUTION NO. 2025-03-042 (R)

A RESOLUTION OF THE CITY COUNCIL OF THE CITY OF MCKINNEY, TEXAS, AUTHORIZING THE CITY MANAGER TO EXECUTE A DISCRETIONARY SERVICES AGREEMENT IN THE AMOUNT OF \$413,516.28 WITH ONCOR ELECTRIC DELIVERY COMPANY LLC, FOR THE VIRGINIA AND THROCKMORTON INFRASTRUCTURE IMPROVEMENTS (MINICIPAL COMPLEX) PROJECT AND AUTHORIZING ALL NECESSARY CHANGE ORDERS UNDER SAID CONTRACT UP TO THE AGGREGATE CONTRACT AMOUNT, INCLUSIVE OF ANY CHANGE ORDERS, NOT TO EXCEED \$450,000

25-2562 Consider/Discuss/Act on a Resolution Authorizing the City Manager to Execute a Change Order with DDM Construction Corporation, for the Construction of the Virginia Street and Throckmorton Street Infrastructure Improvements (Municipal Complex) Project; Resolution caption reads:

RESOLUTION NO. 2025-03-043 (R)

A RESOLUTION OF THE CITY COUNCIL OF THE CITY OF MCKINNEY, TEXAS, AUTHORIZING THE CITY MANAGER TO EXECUTE A CHANGE ORDER WITH DDM CONSTRUCTION CORPORATION FOR THE CONSTRUCTION SERVICES OF VIRGINIA STREET AND THROCKMORTON STREET INFRASTRUCTURE IMPROVEMENTS (MUNICIPAL COMPLEX) PROJECT AND AUTHORIZING INCREASE IN THE NOT TO EXCEED FEE FROM \$10,650,000 TO A TOTAL AGGREGATE CONTRACT AMOUNT, INCLUSIVE OF ANY ADDITIONAL OF ANY ADDITIONAL CHANGE ORDER, NOT TO EXCEED \$11,250,000

25-2563 Consider/Discuss/Act on a Resolution Authorizing the City Manager to Execute a Contract and All Necessary Change Orders with Acadia Services, LLC, for the Construction of the Independence Parkway 24-inch Waterline Project; Resolution caption reads as follows:

RESOLUTION NO. 2025-03-044 (R)

A RESOLUTION OF THE CITY COUNCIL OF THE CITY OF MCKINNEY, TEXAS, AUTHORIZING THE CITY MANAGER TO EXECUTE A CONTRACT IN THE AMOUNT OF \$1,867,871.00 WITH ACADIA SERVICES, LLC, FOR THE CONSTRUCTION OF THE INDEPENDENCE PARKWAY 24-INCH WATERLINE PROJECT AND AUTHORIZING ALL NECESSARY CHANGE ORDERS UNDER SAID CONTRACT UP TO THE AGGREGATE CONTRACT AMOUNT, INCLUSIVE OF ANY CHANGE ORDERS, NOT TO EXCEED \$2,148,000

25-2564 Consider/Discuss/Act on a Resolution Authorizing the City Manager to Execute a Contract with Gresham Smith for Professional Engineering Design Services for the CO2405 - Combined Infrastructure Reconstruction (Graves and First Street) Project and Authorizing Any Necessary Supplemental Agreements; Resolution caption reads as follows:

RESOLUTION NO. 2025-03-045 (R)

A RESOLUTION OF THE CITY COUNCIL OF THE CITY OF MCKINNEY, TEXAS, AUTHORIZING THE CITY MANAGER TO EXECUTE A CONTRACT IN THE AMOUNT OF \$1,165,414 WITH GRESHAM SMITH, FOR PROFESSIONAL ENGINEERING DESIGN SERVICES FOR COMBINED INFRASTRUCTURE RECONSTRUCTION (GRAVES AND FIRST STREET) PROJECT, FOR A TOTAL AGGREGATE CONTRACT AMOUNT, INCLUSIVE OF ANY SUPPLEMENTAL AGREEMENTS, NOT TO EXCEED \$1,282,000

25-2565 Consider/Discuss/Act on a Resolution Authorizing the City Manager to Execute a Contract with RJN Group, Inc. for Professional Engineering Services for the Industrial Boulevard Utility Improvements (SH 5 to Millwood Road) Project and Any Necessary Supplemental Agreements; Resolution caption reads as follows:

RESOLUTION NO. 2025-03-046 (R)

A RESOLUTION OF THE CITY COUNCIL OF THE CITY OF MCKINNEY, TEXAS, AUTHORIZING THE CITY MANAGER TO EXECUTE A CONTRACT IN THE AMOUNT OF \$836,290 WITH RJNGROUP, INC. FOR CONSULTING ENGINEERING SERVICES FOR THE INDUSTRIAL BOULEVARD UTILITY IMPROVEMENTS (SH 5 TO MILLWOOD ROAD PROJECT and AUTHORIZING ALL NECESSARY CHANGE ORDERS UNDER SAID CONTRACT UP TO AN AGGREGATE CONTRACT AMOUNT, INCLUSIVE OF ANY CHANGE ORDERS, NOT TO EXCEED \$970,000

25-2566 Consider/Discuss/Act on a Resolution Authorizing the City Manager to Execute an Professional Services Agreement with Ramel Company, L.L.C., for Owner's Representative Services Related to the Design and Construction of the Roy and Helen Hall Memorial Library Reimagine Project (RHHL); Resolution caption reads as follows:

RESOLUTION NO. 2025-03-047 (R)

A RESOLUTION OF THE CITY COUNCIL OF THE CITY OF MCKINNEY, TEXAS, AUTHORIZING THE CITY MANAGER TO EXECUTE A PROFESSIONAL SERVICES AGREEMENT WITH RAMEL COMPANY, L.L.C. FOR OWNER'S REPRESENTATION SERVICES RELATED TO THE DESIGN AND CONSTRUCTION OF THE ROY AND HELEN HALL MEMORIAL LIBRARY REIMAGINE PROJECT

Mayor Fuller called for the Regular Agenda and Public Hearing items.

25-2567 Consider/Discuss/Act on All Matters Incident and Related to the Issuance and Sale of "City of McKinney, Texas, Tax and Limited Pledge Waterworks and Sewer System Revenue Certificates of Obligation, Series 2025", Including the Adoption of an Ordinance Authorizing the Issuance of Such Certificates of Obligation, Establishing Parameters for the Sale and Issuance of Such Certificates of Obligation and Delegating Certain Matters to an Authorized Official(s) of the City

Council unanimously approved the motion by Mayor Pro Tem Geré Feltus, seconded by Council member Patrick Cloutier, to approve the ordinance, caption reading as follows:

ORDINANCE NO. 2025-03-016

AN ORDINANCE AUTHORIZING THE ISSUANCE OF "CITY OF MCKINNEY, TEXAS, TAX AND LIMITED PLEDGE WATERWORKS AND SEWER SYSTEM REVENUE CERTIFICATES OF OBLIGATION, SERIES 2025"; PROVIDING FOR THE PAYMENT OF SAID CERTIFICATES OF OBLIGATION BY THE LEVY OF AN AD VALOREM TAX UPON ALL TAXABLE PROPERTY WITHIN THE CITY AND A LIMITED PLEDGE OF NET REVENUES FROM THE CITY'S WATERWORKS AND SEWER SYSTEM; RESOLVING OTHER MATTERS INCIDENT AND RELATED TO THE ISSUANCE, PAYMENT, SECURITY, SALE, AND DELIVERY OF SAID CERTIFICATES OF OBLIGATION; DELEGATING MATTERS RELATING TO THE

SALE AND ISSUANCE OF SAID CERTIFICATES TO AN AUTHORIZED CITY OFFICIAL; ENACTING PROVISIONS INCIDENT AND RELATED TO THE PURPOSES AND SUBJECT OF THIS ORDINANCE; AND PROVIDING AN EFFECTIVE DATE

25-2568 Consider/Discuss/Act on All Matters Incident and Related to the Issuance and Sale of "City of McKinney, Texas, General Obligation Bonds, Series 2025A", Including the Adoption of an Ordinance Authorizing the Issuance of Such Bonds, Establishing Parameters of the Sale of Such Bonds and Delegating Certain Matters to an Authorized Official(s) of the City

Council unanimously approved the motion by Council member Rick Franklin, seconded by Council member Michael Jones, to approve the ordinance, caption reading as follows:

ORDINANCE NO. 2025-03-017

AN ORDINANCE OF THE CITY COUNCIL OF THE CITY OF MCKINNEY, TEXAS, AUTHORIZING THE ISSUANCE OF "CITY OF MCKINNEY, TEXAS, GENERAL OBLIGATION BONDS, SERIES 2025A"; LEVYING A CONTINUING DIRECT ANNUAL AD VALOREM TAX FOR THE PAYMENT OF SAID BONDS; RESOLVING OTHER MATTERS INCIDENT AND RELATED TO THE ISSUANCE, SALE, PAYMENT AND DELIVERY OF SAID BONDS; ESTABLISHING PROCEDURES FOR THE SALE AND DELIVERY OF SAID BONDS; AND DELEGATING MATTERS RELATING TO THE SALE AND ISSUANCE OF SAID BONDS TO AN AUTHORIZED CITY OFFICIAL; ENACTING PROVISIONS INCIDENT AND RELATED TO THE PURPOSES AND SUBJECT OF THIS ORDINANCE; AND PROVIDING AN EFFECTIVE DATE

25-2569 Consider/Discuss/Act on All Matters Incident and Related to the Issuance and Sale of "City of McKinney, Texas, General Obligation Refunding Bonds, Series 2025B", Including the Adoption of an Ordinance Authorizing the Issuance of Such Bonds, Establishing Parameters of the Sale of Such Bonds and Delegating Certain Matters to an Authorized Official(s) of the City

Council unanimously approved the motion by Council member Patrick Cloutier, seconded by Mayor Pro Tem Geré Feltus, to approve the ordinance, caption reading as follows:

ORDINANCE NO. 2025-03-018

AN ORDINANCE OF THE CITY COUNCIL OF THE CITY OF MCKINNEY, TEXAS, AUTHORIZING THE ISSUANCE OF "CITY OF MCKINNEY, TEXAS, GENERAL OBLIGATION REFUNDING BONDS, SERIES 2025B"; LEVYING A CONTINUING DIRECT ANNUAL AD VALOREM TAX FOR THE PAYMENT OF SAID BONDS; RESOLVING OTHER MATTERS INCIDENT AND RELATED TO THE ISSUANCE, SALE, PAYMENT AND DELIVERY OF SAID BONDS; ESTABLISHING

PROCEDURES FOR THE SALE AND DELIVERY OF SAID BONDS; AND DELEGATING MATTERS RELATING TO THE SALE AND ISSUANCE OF SAID BONDS TO AN AUTHORIZED CITY OFFICIAL; ENACTING PROVISIONS INCIDENT AND RELATED TO THE PURPOSES AND SUBJECT OF THIS ORDINANCE; AND PROVIDING AN EFFECTIVE DATE

25-2570 Consider/Discuss/Act on All Matters Incident and Related to the Issuance and Sale of "City of McKinney, Texas, Waterworks And Sewer System Revenue Refunding And Improvement Bonds, Series 2025", Including the Adoption of an Ordinance Authorizing the Issuance of Such Bonds, Establishing Parameters for the Sale of Such Bonds and Delegating Certain Matters to an Authorized City Official(s) of the City

Council unanimously approved the motion by Mayor Pro Tem Geré Feltus, seconded by Council member Rick Franklin, to approve the ordinance, caption reading as follows:

ORDINANCE NO. 2025-03-019

AN ORDINANCE OF THE CITY COUNCIL OF THE CITY OF MCKINNEY, TEXAS, AUTHORIZING THE ISSUANCE OF "CITY OF MCKINNEY, TEXAS, WATERWORKS AND SEWER SYSTEM REVENUE REFUNDING AND IMPROVEMENT BONDS, SERIES 2025," MAKING PROVISIONS FOR THE PAYMENT AND SECURITY OF SAID BONDS; resolving other matters incident and related to the issuance, sale, payment and delivery of said Bonds, ESTABLISHING PROCEDURES FOR THE SALE AND DELIVERY OF SAID BONDS; AND DELEGATING MATTERS RELATING TO THE SALE AND ISSUANCE OF SAID BONDS TO AN AUTHORIZED CITY OFFICIAL; ENACTING PROVISIONS INCIDENT AND RELATED TO THE PURPOSES AND SUBJECT OF THIS ORDINANCE; AND PROVIDING AN EFFECTIVE DATE

The combined presentation for agenda items #25-2567, 25-2568, 25-2569 and 25-2570 not included with the agenda is documented in these minutes as *Appendix A:*

Bond Presentation related to Agenda Items #25-2567, 25-2568, 25-2569 and 25-2570

25-007524 Conduct a Public Hearing to Consider/Discuss/Act on a Request to Rezone the Subject Property from "PD" - Planned Development District to "PD" - Planned Development District, Generally to allow for Multi-Family Residential, Single-Family Residential, and Commercial Uses, and to Modify the Development Standards, Located on the Southeast and Southwest corner of Custer Road and FM 1461, and Accompanying Ordinance

David Palmer, 3102 Maple Ave Ste 500, Dallas TX 75201, was present on behalf of the applicant.

The following individuals did not wish to speak but registered written opposition to the rezone request:

Deborah Axene, 1800 Aspen St, Prosper TX 75078

Trudy Burgess (no address provided, Prosper TX)

The following individuals made comments opposing the rezone request:

Erik Axene, 1800 Aspen St, Prosper TX 75078

Dianne Brown, 4100 Tranquility Ln, Prosper TX 75078

Donald Brown, 4100 Tranquility Ln, Prosper TX 75078

Council unanimously approved the motion by Mayor Pro Tem Geré Feltus, seconded by Council member Patrick Cloutier, to close the public hearing.

Council approved the motion by Council member Patrick Cloutier, seconded by Council member Rick Franklin, to approve the Ordinance with a vote of 6 - 1, Geré Feltus voting no. Ordinance caption reads as follows:

ORDINANCE NO.2025-03-020

AN ORDINANCE OF THE CITY COUNCIL OF THE CITY OF MCKINNEY, TEXAS, AMENDING THE ZONING MAP OF THE CITY OF MCKINNEY, TEXAS; SO THAT AN APPROXIMATELY 124.32 ACRE PROPERTY, LOCATED ON THE SOUTHEAST AND SOUTHWEST CORNER OF CUSTER ROAD AND FM 1461, IS REZONED FROM "PD" – PLANNED DEVELOPMENT DISTRICT TO "PD" – PLANNED DEVELOPMENT DISTRICT, GENERALLY TO MODIFY THE DEVELOPMENT STANDARDS AND ALLOW FOR MULTI-FAMILY RESIDENTIAL, COMMERCIAL, AND SINGLE-FAMILY RESIDENTIAL USES; PROVIDING FOR SEVERABILITY; PROVIDING FOR INJUNCTIVE RELIEF, PROVIDING FOR NO VESTED INTEREST; PROVIDING FOR THE PUBLICATION OF THE CAPTION OF THIS ORDINANCE; PROVIDING FOR A PENALTY FOR THE VIOLATION OF THIS ORDINANCE; AND PROVIDING FOR AN EFFECTIVE DATE HEREOF

23-0099Z4 Conduct a Public Hearing to Consider/Discuss/Act on a Request to Rezone the Subject Property from "PD" - Planned Development District to "GC" - Government Complex District, Located at 1400 S. College Street, and Accompanying Ordinance

There were no requests to make public comments.

Council unanimously approved the motion by Council member Patrick Cloutier, seconded by Council member Rick Franklin, to close the public hearing and approved the ordinance, caption reading as follows:

ORDINANCE NO. 2025-03-021

AN ORDINANCE OF THE CITY COUNCIL OF THE CITY OF MCKINNEY, TEXAS, AMENDING THE ZONING MAP OF THE CITY OF MCKINNEY, TEXAS; SO THAT AN

APPROXIMATELY 46.6 ACRE PROPERTY, LOCATED AT 1400 S. COLLEGE STREET, IS REZONED FROM “PD” – PLANNED DEVELOPMENT DISTRICT TO “GC” – GOVERNMENT COMPLEX DISTRICT, GENERALLY TO ALLOW FOR GOVERNMENT USES; PROVIDING FOR SEVERABILITY; PROVIDING FOR INJUNCTIVE RELIEF, PROVIDING FOR NO VESTED INTEREST; PROVIDING FOR THE PUBLICATION OF THE CAPTION OF THIS ORDINANCE; PROVIDING FOR A PENALTY FOR THE VIOLATION OF THIS ORDINANCE; AND PROVIDING FOR AN EFFECTIVE DATE HEREOF

24-0095Z2 Conduct a Public Hearing to Consider/Discuss/Act on a Request to Rezone the Subject Property from "RS 84" - Single Family Residence to "TR1.8" - Townhome Residential District, Located at 1405 N Graves Street, Accompanying Ordinance

The following individuals spoke in support of the item:

Ahmed Helaluzzaman (applicant), 545 Coventry Dr, Grapevine TX 76051

Ruchan Kaya (applicant), 5809 Sandalwood Dr, McKinney TX 75072

The following individuals spoke in opposition to the request:

Leonard Edgar, 1401 & 1403 North Graves, McKinney TX 75069

Juan Cortes, 103 Belden Circle, McKinney TX 75069

Aaron Manley, 1407 N Graves, McKinney TX 75069

Council unanimously approved the motion by Council member Patrick Cloutier, seconded by Mayor Pro Tem Geré Feltus, close the public hearing.

Council approved the motion by Council member Patrick Cloutier, seconded by Mayor Pro Tem Geré Feltus, to deny the request with a vote of 6 - 1, Justin Beller voting against the denial.

25-0005Z2 Conduct a Public Hearing to Consider/Discuss/Act on a Request to Rezone the Subject Property from "AG" - Agriculture District and "RED-2" - Residential Estate District to "I1" - Light Industrial District, Located on the Northwest Corner of Airport Drive and Old Mill Road, and Accompanying Ordinance

Council member Charlie Philips stepped away from the Council dais at the start of this item, not participating in the related discussion and actions.

Tom Murray (no address provided), spoke on behalf of the property owner in support of the request.

The following individuals spoke in opposition to the request:

Georgene Wood, 1290 Old Mill Rd, McKinney TX 75069

Lawrence Wood, 1290 Old Mill Rd, McKinney TX 75069

Erik Santana, 1231 Old Mill Rd, McKinney TX 75069

Julie Cox, 1280 Old Mill Road, McKinney TX 75069, expressed her concerns about noise and traffic impacts related to development.

The motion by Council member Rick Franklin, seconded by Mayor Pro Tem Geré Feltus, to close the public hearing.

The motion by Council member Rick Franklin, seconded by Council member Patrick Cloutier, to table the request with no future meeting date determined, with a vote of 6-0, with Council member Charlie Philips being absent.

Council member Charlie returned to the meeting at the conclusion of the item.

Mayor George Fuller and Mayor Pro Tem Geré Feltus left the meeting at the conclusion of the item, not returning.

Council member Patrick Cloutier conducted the remainder of the meeting.

25-2571 Consider/Discuss/Act on Appointing an Alternate Member to the McKinney Arts Commission

The motion by Council member Charlie Philips, seconded by Council member Rick Franklin, to appoint John Magnuson an Alternate Member to the McKinney Arts Commission, carried with a vote of 5-0. Mr. Magnuson will serve a partial term, effective this date until September 30, 2026.

Council member Patrick Cloutier called for Citizen Comments on Matters not on the Agenda.

Brint Driggs, 3301 St. Pierre, McKinney TX 75070, spoke regarding the Light the World Giving Machines fundraising event and thanked the McKinney community, City Council and City Manager Paul Grimes for support.

The following individuals spoke in support of preserving public school funding and presented written documents to the City Council (see *Appendix B: Non-Agenda Comments, Public Schools Presentation*):

Krystal Tellez, 721 E. Texas St. Apt. 2, Grapevine, TX 76051

Georgiann Bustos, 5309 Yager Dr., The Colony TX 75056

Council member Patrick Cloutier called for Council & Manager Comments.

Council member Charlie Philips commended and encouraged the public to support the Girls Softball Team at McKinney Boyd High School.

Council member Michael Jones thanked the staff of Congressmen Keith Self, John Cornyn and Ted Cruz, the FAA, and the Build America Bureau, for recently meeting with him in Washington, D.C., along with other City of McKinney representatives; congratulated fellow Class of 2018 Leadership McKinney Alum Jennifer Arnold on her appointment to the role of Assistant City Manager, and noted other classmates including City Secretary Empress Drane, Assistant City Manager Trevor Minyard, McKinney Economic Development Corporation member Chris Wilkes, community leader and public speaker Tonya Winchester, Citychurch McKinney co-founder Carol Woods, community leader and wife of Council member Patrick Cloutier Vonda Cloutier, and McKinney Community Development Corporation member David Riche, noting the importance of the Leadership McKinney program and its contribution to developing leaders in the city.

Council member Justin Beller thanked Krystal Tellez and Georgiann Bustos for their advocacy of public education, noting that his wife is a teacher in Lovejoy ISD who also advocates for public school funding and noting some of the impacts of funding challenges. Council member Beller stated that he Mayor Pro Tem Feltus recently spoke at a meeting of the Historic Neighborhood Association stating they are some of the most active and engaged residents in the city. Council member Beller participated in a nature program presented by city staff of Environmental Services and Library departments, noting that he and Council member Cloutier will attend an upcoming class and encouraging members of the public to participate as well.

Council member Rick Franklin commended Jennifer Arnold and Trevor Minyard for their progress in the city organization.

Council member Patrick Cloutier expressed gratitude for McKinney ISD education and his daughters all achieving higher education, stating it's a basic job to properly fund public education and that he would be contacting state officials about the issue. Council member Cloutier thanked Darrell Barnes for hosting a recent Iftar dinner at his downtown Gather venue. Council member Cloutier recently visited the state-of-

the-art Balcones recycling facility that will serve portions of the Collin County area. Council member Cloutier encouraged the public to visit the animatronic bugs exhibit at Heard Museum.

Council unanimously approved the motion by Council member Rick Franklin, seconded by Council member Charlie Philips, to adjourn the meeting at 8:22 p.m.

The ordinance captions approved in this meeting were scheduled for publication in the Friday, March 21, 2025, editions of the McKinney Courier-Gazette newspaper and Celina Record newspaper.

These minutes were approved by the City Council on May 6, 2025.

SIGNED:

GEORGE C. FULLER, Mayor
GERÉ FELTUS, Mayor Pro Tem

ATTEST:

EMPRESS DRANE, City Secretary
TENITRUS PARCHMAN, Deputy City Secretary

City of McKinney, Texas

★ ★ ★ ★ ★ ★ ★ ★ ★ ★ ★ ★ ★ ★ ★ ★

*Appendix A: Bond Presentation related to Agenda Items #25-2567, 25-2568, 25-2569
and 25-2570*

Appendix B: Non-Agenda Comments, Public Schools Presentation

FY25 Bond Issuance

City of McKinney, Texas

Financial Services

Mark Holloway – Chief Financial Officer

Kelvin Bryant – Investment & Treasury Manager



Debt Sales – Parameters Authorizations

- Council to designate the City Manager, Chief Financial Officer and the Director of Finance as pricing officers to execute the transactions for issuing debt
- Pricing officers will go to market at future dates
- Because of market volatility, the Council is authorizing the pricing officers to transact at designated not to exceed levels



General Obligation Summary

- **New Money (Series 2025A)**

2019 Voter Authorized - Public Safety	\$ 11,500,000
2024 Voter Authorized – Parks & Recreation	\$ 2,500,000
2024 Voter Authorized – Streets	<u>\$ 23,000,000</u>
Total New Money Authorization	<u>\$ 37,000,000</u>

- **Refunding Bonds (Series 2025B)**

- \$29,200,000 of 2014 GO and Refunding Bonds and 2015 General Obligation Bonds currently callable

- **Savings**

- Estimated net present value savings of over \$2.668 million / 9.45% of refunded bonds

- **20-year amortization**

- **Conservative level debt service**



Certificates of Obligation

- **Amount: \$30 million**

- **Proceeds to be used for renovation, improvement and equipment of existing library facilities and performing arts civic center**

- **20 – Year amortization**

- **Conservative level debt service**



Water & Sewer Revenue and Refunding Bonds Summary

- New Money

Water Improvement Projects	\$ 6,250,000
- Ex:	
Tucker & Waddill Main Replacements	
McKinney Ranch Storage Tank Maintenance	
Wastewater Projects	14,600,000
- Ex:	
Cottonwood Creek WW Capacity Improvements	
Towne Lake Sewer Main CIPP Lining	
Combined Water & Wastewater Projects	<u>4,150,000</u>
- Ex:	
Graves, First, West Infrastructure Reconstruction	
Tennessee, Lamar, Hunt Improvements	
Total Revenue Bonds to be Issued	<u>\$25,000,000</u>



Water & Sewer Revenue and Refunding Bonds Summary (continued)

- Refunding
 - \$2,900,000 of 2015 WWSS Revenue Refunding Bonds currently callable
- Savings
 - Estimated net present value savings of over \$244 thousand / 8.70% of refunded bonds
- 20-year amortization
- Conservative level debt service



Bond Ratings

The City is in the process of obtaining the ratings for the 2025 issuances. The current ratings are shown below:

- Standard & Poor’s
 - General Obligation/Certificates of Obligation affirmed rating of AAA
 - Water Sewer Revenue Bond affirmed rating AA+ with an upward revised outlook of stable
- Moody’s
 - General Obligation/Certificate of Obligation affirmed rating of Aaa
 - Water Sewer Revenue affirmed rating of Aa1



Timetable – 2025 Bonds & Obligation

- | | |
|-------------------|-------------------------------------|
| ▪ March 18 | Council Action (Parameters) |
| ▪ April 16 | Rating Conference Calls |
| ▪ April 28 | Ratings Received |
| ▪ May 20 | Competitive Bond Sale – Water Sewer |
| ▪ May 21 | Competitive Bond Sales – GO & CO |
| ▪ June 17 & 18 | Closing |



Report on Public School Funding Challenges and Their Impact on Local Communities

Introduction

Dallas-Fort Worth (DFW) has become a highly desirable place to live, offering excellent schools, abundant job opportunities, and family-friendly communities. City leaders across DFW have worked tirelessly to develop communities where people don't just visit, they choose to raise their families.

However, our public schools are now at a breaking point. If these challenges go unaddressed, the consequences will ripple through all of Texas. There is a well-established correlation between well-funded public schools and the overall health and prosperity of a municipality. Investing in our schools is not just about education, it's about securing the future success of our cities and residents.

Current Challenges in Public School Funding

Public schools across Texas are facing a funding crisis. Despite a 26% rise in inflation since 2019 (See Addendum A), the state's per-student basic allotment has remained stagnant at \$6,160 (See Addendum B).ⁱ Rather than addressing these financial shortfalls, legislators have used school funding as a bargaining tool for school voucher programs, which would further divert resources from public education.ⁱⁱⁱ

Texas has the financial means to address this crisis. The state currently holds a \$21 billion surplus for education.^{iv} In 2023 alone, \$4.5 billion in recapture funds were redirected to the state's general fund instead of being reinvested in education (See Addendum C & D).^v

Restoring 2019 funding levels would cost just \$9.3 billion, a fraction of the available funds.^{vi} Yet Texas ranks 43 out of 50 states in school funding, despite having the 8th largest economy in the world (See Addendum E).^{vii, viii}

A study by the Albert Shanker Institute, the University of Miami, and Rutgers University found in 2021 that 91% of Texas Students attend underfunded schools and 47% are in chronically underfunded schools (See Addendum F).^{ix}

Key Policy Recommendations

To ensure the financial stability of our public schools, the following actions are recommended:

1. Increase the basic allotment by \$1,600 for a total of \$7760 per student and tie it to inflation.
2. Fund schools based on enrollment, not attendance, to ensure full funding.
3. Deposit all recapture funds into the State Education Fund, rather than the general fund.
4. Reject school voucher programs that divert funding away from public education.

Impact on Dallas-Fort Worth Area School Districts: A funding increase would directly address Texas' most pressing financial challenges. With the DFW region housing the largest concentration of enrolled students, we have identified Lewisville, Denton, Frisco and Dallas ISD as key sample districts (See Addendum G).^x

Lewisville ISD (See Addendum (H & I):^{xi}

- \$12 million per year in deficit spending on special education services.
- \$1.13 million per year in deficit spending on transportation.
- \$5 million per year in deficit spending on unfunded safety and security mandates.
- \$3.8 million to \$4.3 million per year in deficit spending for Pre-K programs, as the state only funds half-day programs.

Overall, Lewisville ISD has been forced to deficit spend between \$21.9 million and \$22.4 million annually just to meet basic educational needs.

Denton ISD (See Addendum J)^{xii}

- \$9.9 million per year in deficit spending on special education services.
- \$7.4 million per year in deficit spending on transportation.
- \$4.4 million per year in deficit spending on unfunded safety and security mandates.
- \$2.5 million per year in deficit spending for Pre-K programs, as the state only funds half-day programs.

Overall, Denton ISD has been forced to deficit spend \$24.2 million annually just to meet basic educational needs.

Frisco ISD (See Addendum K)^{xiii}

Frisco ISD has been forced to deficit spend \$30.8 million annually just to meet basic educational needs.

Dallas ISD (DISD) (See Addendum L)^{xiv}

Dallas ISD has been forced to deficit spend \$186 million annually just to meet basic educational needs.

The Broader Impact of Underfunding

A study by Rice University's Kinder Institute found that 73% of Texas school districts are underfunded, with 17% of districts operating at a 40% funding gap.^{xv} Underfunding directly correlates with lower test scores and reduced student success (See Addendums M & N).

Based on the current per-student basic allotment, school districts across Texas have been forced to send millions in local tax dollars, intended for their schools, to the state through recapture. This process diverts critical funding away from classrooms and into the state's general fund. Further depriving public schools of necessary resources and leading to a systemic divestment in public education.

In 2022 alone (See Addendum O):^{xvi}

- Lewisville ISD sent over \$60 million to the state.
- Frisco ISD sent over \$5 million to the state.
- Dallas ISD sent over \$140 million to the state

Public Education is an investment

Investing in public education has long-term benefits. A study by the Public Policy Institute of California found that a 10% increase in school funding over 12 years resulted in:^{xvii}

- 7.7% higher wages for students later in life.
- A 9.8% increase in family income for those same students.

Additionally, research by Bayer, Blair, and Whaley (2021) found that property values increase when school districts invest in teachers and staff, who account for 80% of the schools budgets.^{xviii} Well-funded schools not only enhance student outcomes but also strengthen communities, benefiting both families and homeowners.

However, chronic underfunding has left most Texas school districts unable to provide meaningful raises for teachers and staff. Many have received pay increases that fail to keep up with inflation, covering less than the rising costs. With skyrocketing health insurance and inflation, teachers today are effectively earning less than they did in 2019. Not only have teachers not received proper wage increases, but districts have been forced to reduce their staff through attrition.^{xix}

Consequences of Continued Divestment in Our Public Education

Without proper funding, schools are forced to make difficult decisions, including:^{xx, xxi, xxii}

- Closing schools.
- Cutting essential academic programs.
- Leaving students' needs unmet.
- Unable to provide adequate teacher and staff raises.

The long-term impact of systematic divestments affects entire communities. Key concerns include:

- Declining property values, leading to reduced city revenue for infrastructure and services.
- Decreased community reinvestment, weakening local economic growth.
- Limited career opportunities, reducing economic mobility for future generations.
- Higher crime rates, as research from the NBER Working Paper Series found that a 10% increase in K-3 funding reduced the likelihood of arrest by age 30 by 15%.

Already, 70% of teachers in LISD report uncertainty about whether they can afford to return in 2025, a stark contrast to 2022 when LISD was voted one of the best places to work.^{xxiii, xxiv}

Why This Matters for City Council

The health of public schools is directly tied to the prosperity of our municipalities. Families do not move to communities for the hope of a school voucher, they move for strong public schools, safe neighborhoods, family friendly communities, and opportunities to thrive. As schools suffer, so do property values, local economies, and community stability.^{xxv}

City leaders have a role to play in advocating for better funding. The following actions are encouraged:

1. Contact state legislators to advocate for increasing the basic allotment by \$1,600 and tying it to inflation.
2. Educate residents on the impact of underfunding and mobilize support for public education.
3. Participate in direct advocacy efforts by joining me and others when we go to Austin to push for education funding reforms.

Conclusion

Funding public education should not be considered a deficit, it is an investment in our community's future. A well-funded education system benefits every resident, whether they have children in school or not.

Immediate action is necessary to prevent further harm to our schools and community. Our Legislatures must begin to invest in our public schools before companies begin to divest from our communities. By advocating for increased funding and rejecting policies that siphon resources away from public education, we can ensure a stronger, more vibrant future.

For those interested in joining efforts in Austin, please reach out for further information.

Prepared by: Georgiana Bustos, Concerned Citizen
214-762-3981
GeorgianaBustos@gmail.com

ⁱ "CPI Inflation Calculator", U.S. Bureau of Labor Statistics, February 13, 2025,

https://www.bls.gov/data/inflation_calculator.htm

ⁱⁱ "Office of School Finance: Basic Allotment", Texas Education Agency, October 2024,

<https://tea.texas.gov/finance-and-grants/state-funding/state-funding-manuals/basic-allotment-one-pager.pdf>

ⁱⁱⁱ Hilary Wething, "How vouchers harm public schools: Calculating the cost of voucher programs to public school districts", *Economic Policy Institute*, December 19, 2024, <https://files.epi.org/uploads/293055.pdf>

^{iv} "Why Texas school districts are filing deficit budgets", *Raise Your Hand Texas*, August 7, 2024, <https://www.raiseyourhandtexas.org/why-texas-school-districts-are-filing-deficit-budgets/?utm>

^v "Report on Public Education State Funding Transparency", Texas Education Agency, Recapture Revenue Graph, May 28, 2024, <https://tea.texas.gov/about-tea/government-relations-and-legal/government-relations/public-education-state-funding-transparency-may-2024.pdf>

-
- ^{vi} “Why Texas school districts are filing deficit budgets”, *Raise Your Hand Texas*, August 7, 2024, <https://www.raiseyourhandtexas.org/why-texas-school-districts-are-filing-deficit-budgets/?utm>
- ^{vii} Fiza Kuzhiyil, Naheed Rajwani-Dharsi, “Texas’ low Per-student funding”, *Axios Dallas*, May 7, 2024, <https://www.axios.com/local/dallas/2024/05/07/texas-low-per-student-funding?>
- ^{viii} “Top Texas Touts: Economy”, *Texas Office Of the Governor Gregg Abbott*, 2024, <https://gov.texas.gov/top-texas-touts-economy>
- ^{ix} “State School Finance Profile”, *Schoolfinancedata.org*, 2020-2021, https://www.schoolfinancedata.org/wp-content/uploads/2024/01/profiles24_TX.pdf
- ^x “2023 Annual Report”, *Texas Education Agency*, 2023, <https://tea.texas.gov/about-tea/news-and-multimedia/annual-reports/tea-annual-report-2023.pdf>, pg. 13
- ^{xi} “Resolution of the board of trustees of the Lewisville Independent School District legislative advocacy resolution”, *BoardBook Premier*, December 2024, <http://meetings.boardbook.org/documents/webviewer/1194?file=5fe911a0-135b-4f8b-8995-b6934df87fb6>
- ^{xii} “Legislative Priorities”, *Denton Independent School District* January 2025, https://www.dentonisd.org/cms/lib/TX21000245/Centricity/Domain/16036/dentonisd-legislative-priorities_2024.pdf
- ^{xiii} “Annual Budget 2024-2025”, *Frisco Independent School District*, June 6, 2024, <https://www.flipsnack.com/fisd5515/2024-2025-budget-book.html>, pg. 40
- ^{xiv} “Dallas Independent School District Legislative priorities 2025”, *go.boarddocs.com*, 2024, [https://go.boarddocs.com/tx/disd/Board.nsf/files/DA9MKG5B9C65/\\$file/Dallas%20ISD%20legislative%20Agenda%20-%20Option%202.pdf](https://go.boarddocs.com/tx/disd/Board.nsf/files/DA9MKG5B9C65/$file/Dallas%20ISD%20legislative%20Agenda%20-%20Option%202.pdf)
- ^{xv} Ruth N. Lopez Turley and Bradley Selsberg, “Texas School District Funding Gaps”, *Rice University, Kinder Institute of Urban Research: Houston Education Research Consortium*, August 2024, <https://rice.app.box.com/s/s3xn1o5l1k133oxceatwrih8184968tn>
- ^{xvi} “2022 Total Recapture per District by Amount”, *Texas School Coalition*, 2024, <https://www.txsc.org/2022-total-recapture-per-district-by-amount/>
- ^{xvii} Julien Lafortune, with research support from Joseph Herrera, “Understanding the Effects of School Funding”, *Public Policy Institute of California*, May 2022, <https://www.ppic.org/publication/understanding-the-effects-of-school-funding/>
- ^{xviii} Patrick Bayer, Peter Q. Blair, and Kenneth Whaley, “NBER Working Paper Series: Are We Spending Enough on Teachers in the US”, *National Bureau of Economic Research*, October 2021, <http://www.nber.org/papers/w28255>
- ^{xix} “Teacher Employment, Attrition, and Hiring: Understanding the trends from recent years and resources for Superintendents”, *Texas Education Association*, April 2023, <https://tea.texas.gov/texas-educators/superintendents/teacher-employment-attrition-and-hiring-april-2023.pdf>
- ^{xx} Global Business Coalition for Education. *An Untapped Force for Global Education: An Exploration of Small and Medium Enterprises (SMEs)*, 2021, <https://gbc-education.org/wp-content/uploads/sites/2/2022/03/GBC-Education-An-Untapped-Force-for-Global-Education.pdf>
- ^{xxi} Patti Greene, “Impact of Education On Business Growth”, *Forbes*, July 17, 2015, <https://www.forbes.com/sites/babson/2015/07/17/impact-of-education-on-business-growth/>
- ^{xxii} E. Jason Baron, Joshua M. Hyman, Brittany N. Vasquez, “NBER Working Paper Series: Public School Funding, School Quality, and Adult Crime”, *Nation Bureau of Economic Research*, March 2022, revised October 2024, <https://www.nber.org/papers/w29855>
- ^{xxiii} Patty Santos, “Nearly 70% of Texas educators say they’re ready to leave profession, survey shows”, *KSAT.com*, March 12, 2024, <https://www.ksat.com/news/local/2024/03/14/nearly-70-of-texas-educators-say-theyre-ready-to-leave-profession-survey-shows/>
- ^{xxiv} “LISD Reclaims Title as One of the Best Places to Work in Texas”, *Lewisville ISD*, August 26, 2022, <https://www.lisd.net/site/default.aspx?PageType=3&DomainID=4&ViewID=208E1EB9-3E7B-4151-9480-7839479D97B1&FlexDataID=70134&PageID=1>
- ^{xxv} Ashley Gower, “School Districts Impact on Home Values: What Every Buyer Should Know”, *NFM Lending*, August 24, 2024, <https://nfmlending.com/financing-your-home/education/blog/school-district-home-values/>
-



Addendum A

Bureau of Labor Statistics > Data Tools > Charts and Applications > Inflation Calculator

CPI Inflation Calculator

CPI Inflation Calculator

\$ 6,160.00

in year1 month January ▼ year1 year 2019 ▼

has the same buying power as

in year2 month January ▼ year2 year 2025 ▼

About the CPI Inflation Calculator

The CPI inflation calculator uses the [Consumer Price Index](#) for All Urban Consumers (CPI-U) U.S. city average series for all items, not seasonally adjusted. [This data](#) represents changes in the prices of all goods and services purchased for consumption by urban households.

U.S. BUREAU OF LABOR STATISTICS Postal Square Building 2 Massachusetts Avenue NE Washington, DC 20212-0001

Telephone: 1-202-691-5200 Telecommunications Relay Service: 7-1-1 www.bls.gov [Contact Us](#)

Addendum B

School Year	Basic Allotment
2009-2010	\$4,765
2010-2011	\$4,765
2011-2012	\$4,765
2012-2013	\$4,765
2013-2014	\$4,950
2014-2015	\$5,040
2015-2016	\$5,140
2016-2017	\$5,140
2017-2018	\$5,140
2018-2019	\$5,140
2019-2020	\$6,160
2020-2021	\$6,160
2021-2022	\$6,160
2022-2023	\$6,160
2023-2024	\$6,160
2024-2025	\$6,160



Contact for More Information

State Funding, Forecasting and Fiscal Analysis, (512) 463-9238 or sfinance@tea.texas.gov

Office of
School FinanceExcess Local
Revenue
(Recapture)

Legal References

Texas Education Code (TEC), §48.257, Local Revenue Level in Excess of Entitlement
TEC, Chapter 49, Options for Local Revenue Levels in Excess of Entitlement



Background Information

The TEC makes provisions for certain school districts to share their excess local tax revenue with other school districts. Excess local revenue is local revenue that exceeds a district's entitlement. The funds that are distributed by districts subject to these provisions are "recaptured" by the school finance system to assist with the financing of public education for all school districts.

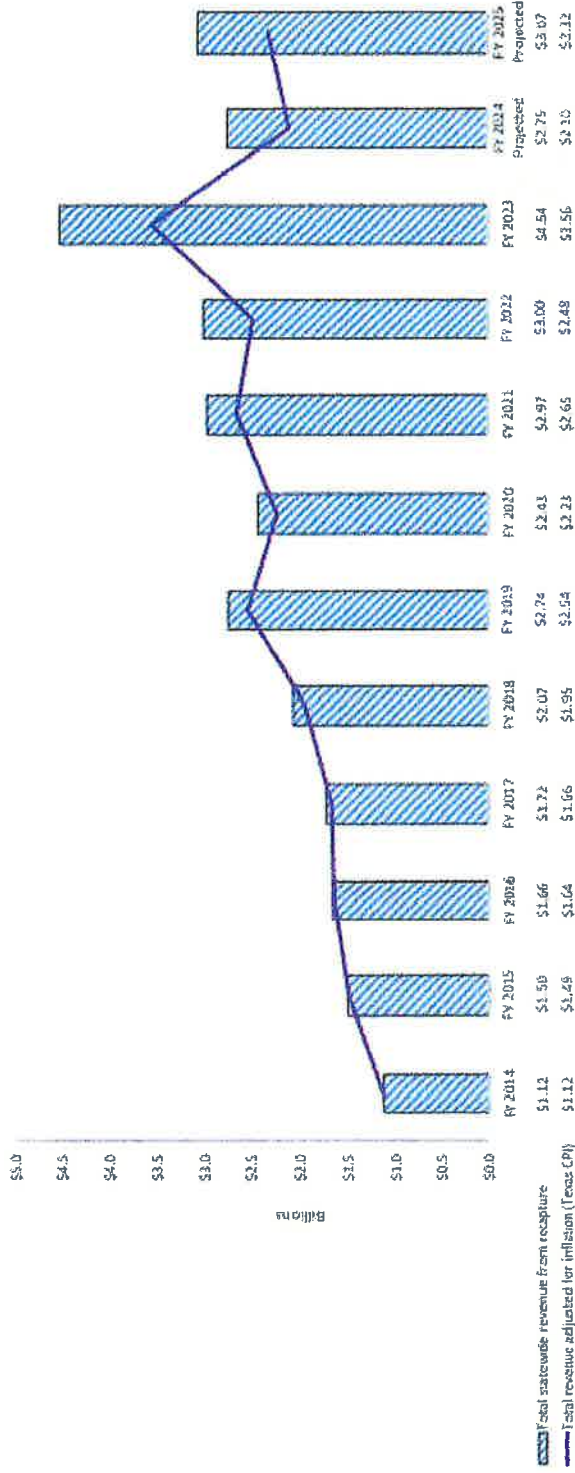
Under former Chapter 41, Education Code, the wealth of a school district was measured in terms of the taxable value of property within the school district borders divided by the number of students in weighted average daily attendance (WADA). Recapture ensured that a district's property wealth per WADA did not exceed certain levels, known as equalized wealth levels.

As a result of the passage of House Bill (HB) 3 by the 86th Legislature, beginning in school year 2019-2020, recapture is now based on local revenue in excess of entitlement under TEC, §48.257, instead of equalized wealth levels. The formula changes to recapture under HB 3 significantly reduced recapture and eliminated certain disparities between recapture and non-recapture districts.

Year	Recapture Districts	Option 3	Option 4	Total
2018-2019	371	\$2,686,796,686	\$0	\$2,686,796,686
2019-2020	199	\$2,556,618,334	\$0	\$2,556,618,334
2020-2021	239	\$2,964,385,522	\$0	\$2,964,385,522
2021-2022	250	\$3,006,334,336	\$0	\$3,006,334,336
2022-2023	266	\$4,542,631,849	\$0	\$4,542,631,849
2023-2024*	350	\$2,707,482,436	\$0	\$2,707,482,436
2024-2025**	369	\$3,070,188,226	\$0	\$3,070,188,226

*Near Final

**Legislative Payment Estimate



Total statewide revenue from recapture increased from \$1.12 billion in FY 2014 to \$3.07 billion in FY 2025, an increase of 174 percent. When adjusted for inflation, total statewide revenue from recapture increased from \$1.12 billion to \$2.32 billion, an increase of 107 percent.

Top Texas Touts: Economy

- The \$2.6 trillion Texas economy is the eighth-largest economy among the nations of the world, larger than Russia, Canada, Italy and more.
- Texas is home to 52 Fortune 500 headquarters, 1 in 10 of all publicly traded companies in the U.S., and more than 3.3 million startups and small businesses.
- Texas is ranked as the Best Business Climate in the nation.
- Texas produces more than 9% of U.S. GDP, the value of all goods and services produced.
- Texas accounts for 22% of U.S. exports.
- Texas is the top exporting state, now for 23 years in a row.
- Texas is the top semiconductor exporting state, now 14 years in a row.
- Texas is the top tech exporting state for 12 years in a row.
- Texas has been named by CEOs as the Best State for Business 20 years in a row.
- Texas is the Best State to Start a Business.
- Texas entrepreneurs filed nearly 500,000 new business applications in 2024.
- Texas is the top state for corporate relocation and expansion projects, winning the Governor's Cup 12 years in a row.
- Texas has attracted more than 314 corporate headquarters since 2015.
- Texas is the top state for foreign direct investments over the last 20 years and a top global destination.

TEXAS



Summary: This 2020-21 profile of Texas's public K-12 school finance system focuses on three core indicators: fiscal effort, statewide adequacy, and equal opportunity. On a weighted average of these three measures, with performance assessed relative to that of other states (see back), **Texas scores 22 out of 100, which ranks 41st out of the 48 states** with possible ratings.

CONTEXTUAL STATS	TX	U.S.
Child (5-17yo) poverty ratio (%)	18.6	16.1
Public school coverage (%)	88.3	84.6
Percent revenue from state sources	34.0	45.3
Total enrollment (U.S. rank)	5,482,700 (2)	

FISCAL EFFORT

Fiscal effort is a measure of how much states devote to their schools as a share of their economic capacity (i.e., ability to raise revenue). Effort is calculated by dividing direct state and local K-12 expenditures in each state by its gross state product (GSP).

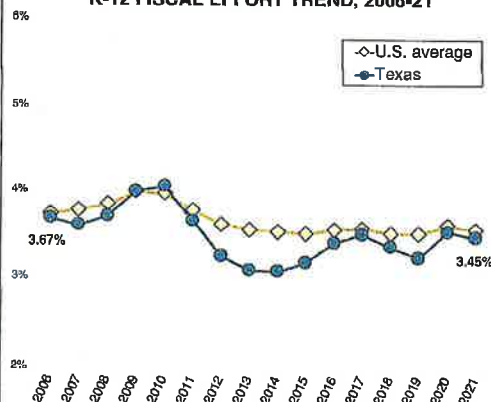
Rating **relative to other states** (high | medium | low):

TX is a medium effort state.

Fiscal effort summary	
Texas effort	3.45%
U.S. average effort	3.53%

- TX spends 3.45 percent of its economic capacity (gross state product) on its K-12 public schools.
- This effort level is 0.09 percentage points lower than the unweighted U.S. average of 3.53 percent (rank #31 of 50).

K-12 FISCAL EFFORT TREND, 2006-21



Fiscal effort trend, 2006-21

- TX's 2021 effort level is 0.22 pct. points lower than it was pre-recession (2006).
- This net change in effort between 2006 and 2021 is ranked #25 in the nation.

Net change by period (% pts.)

Period	TX	U.S.
K-12 recession (2006-12)	-0.43	-0.13
Post-recession (2012-21)	0.21	-0.06
Full period (2006-21)	-0.22	-0.19

- TX's effort was lower than its 2006 level in 6 of 6 years between 2016-2021; had effort recovered to its 2006 level during these years, total 2016-21 spending would have been \$28.60 billion (8.0 percent) higher.
- TX is a relatively medium capacity state, with a GSP per capita ranked #21 in the nation.

STATEWIDE ADEQUACY

Statewide adequacy compares actual per-pupil (PP) spending in each state to estimates of the amount adequate to achieve the modest goal of U.S. average test scores. The graph to the right compares this state with other states in terms of the percentage of students in below adequate districts (spending is below adequate) and the percentage in *chronically* below adequate districts (the top 20% largest negative gaps nationally).

Rating **relative to other states** (high | medium | low):

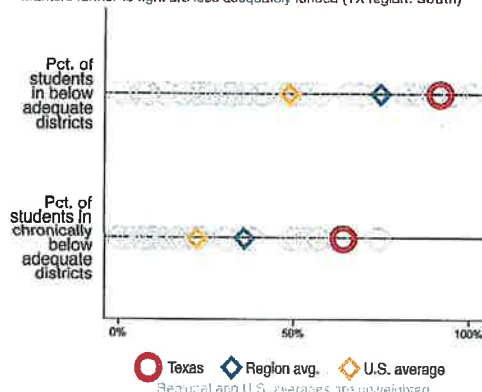
Statewide adequacy in TX is low.

Percent underfunded (rank #1 = most adequate)	
Pct. of students in below adequate districts (rank of 49)	91.6% (#44)
Pct. of students in <i>chronically</i> below adequate districts (rank)	64.1% (#47)

- The typical TX student's district spends 42.0 pct. below adequate levels (rank #47).

PERCENT BELOW ADEQUATE COMPARISONS

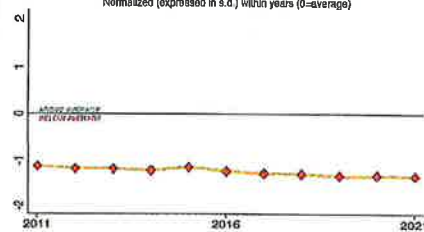
Markers further to right are less adequately funded (TX region: South)



Statewide adequacy trend, 2011-21

- Spending in TX was less adequate in 2021 compared with 2011, with a net change (in standard deviations) of -0.204 s.d.

TEXAS AVERAGE FUNDING GAP, 2011-21
Normalized (expressed in s.d.) within years (0-average)



- TX's adequacy gap was ranked #48 in 2011 (#1 = most adequate) and #47 in 2021.

EQUAL OPPORTUNITY

Equal opportunity compares adequacy between states' higher- and lower-poverty districts. The graph to the right presents adequate funding gaps (as a %) by district poverty quintile (the teal diamonds are U.S. averages). The difference (in pct. points) between the (weighted) average gap of the two lowest-poverty and the two highest-poverty groups is a state's "opportunity gap."

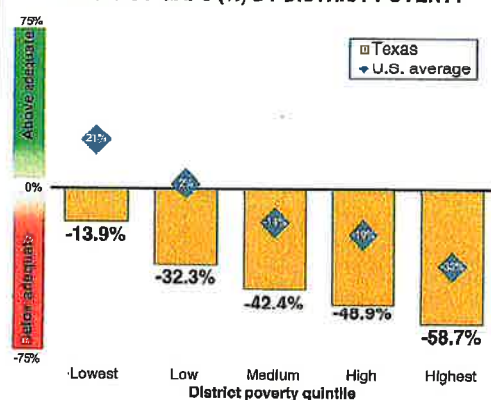
Rating **relative to other states** (high | medium | low):

Equal opportunity in TX is high.

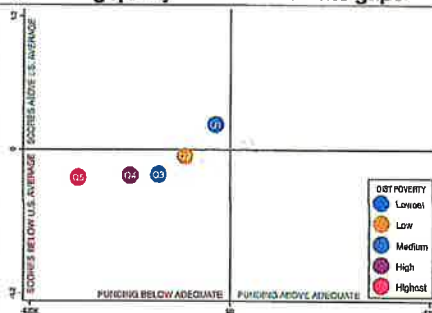
Average (enr-weighted) funding gaps by poverty (Red=below adequate Green=above adequate)	
A. Low/lowest poverty districts	-22.6 %
B. High/highest poverty districts	-55.2 %
C. Opportunity gap (B minus A)	-32.7 pts

- TX's opportunity gap of -32.7 points is ranked #13 out of 48 (#1=most equal).

ADEQUACY GAPS (%) BY DISTRICT POVERTY



EO gaps by student outcome gaps



- TX's opportunity gap contributes to a student outcome gap: the state's highest-poverty districts (pink dot) score 0.46 s.d. below its lowest-poverty districts (blue dot).

Addendum G

Public Education Student Demographics



Page 13



STATE OF TEXAS EDUCATION¹



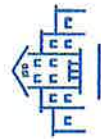
5,518,432 STUDENTS



371,778 TEACHERS



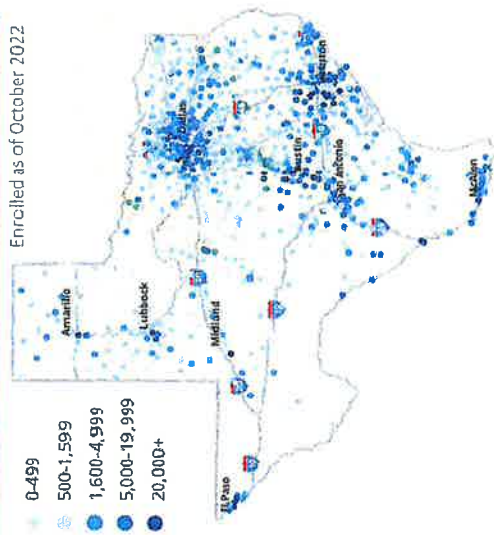
9,054 CAMPUSES



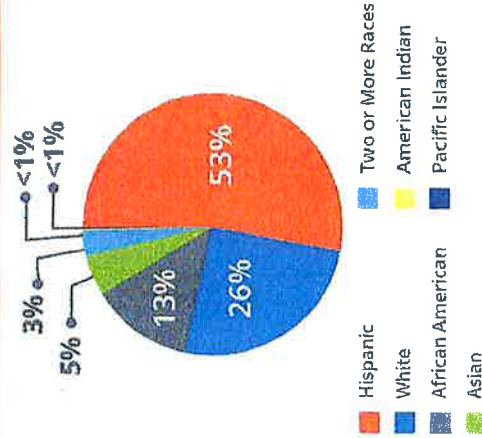
1,209 SCHOOL SYSTEMS

NUMBER OF STUDENTS ENROLLED IN EACH SCHOOL SYSTEM²

Enrolled as of October 2022



ETHNICITY



Addendum H

RESOLUTION OF THE BOARD OF TRUSTEES OF THE LEWISVILLE INDEPENDENT SCHOOL DISTRICT LEGISLATIVE ADVOCACY RESOLUTION

WHEREAS, On June 10, 2024, the Lewisville Independent School District ("LISD") Board of Trustees adopted by a vote of the majority of members of the Board of Trustees the following advocacy priority:

"to increase the basic allotment; to supplement – not supplant – state funding with local or federal dollars; and to update the school finance system to include enrollment-based funding; adjustments for inflation, student education, teacher compensation, and other costs outside of district control; consideration of regional cost differences; and accurate funding weights."

WHEREAS, the LISD Board of Trustees maintains that for the 89th Legislative Session the legislative priority, as stated above, represents One Ask. One Action.; and

WHEREAS, the LISD Board of Trustees is significantly aware of the extensive state funding gaps in key district programs and required initiatives, specifically as listed within this Resolution; and

WHEREAS, the LISD Board of Trustees states funding gaps regarding Special Education are demonstrated as follows:

- The difference between LISD Special Education expenditures and State funding demonstrate a shortfall of approximately **\$12,000,000 per year**.

WHEREAS, the LISD Board of Trustees states funding gaps regarding Transportation are demonstrated as follows:

- McKinney-Vento legislation increases the district's bus needs without financial assistance from the legislature equating to approximately **\$1,130,000 per year**.

WHEREAS, the LISD Board of Trustees states funding gaps regarding Safety and Security are demonstrated as follows:

- House Bill 3 legislation increases the district's safety requirement and provides an additional school safety allotment of 28 cents per student to bring the overall funding to \$10 per student with an additional \$15,000 per campus. This allots a total amount of state funding for safety and security measures to \$1,367,315 for LISD.

- This amount does not begin to cover the District's previous safety expenditures of \$3,281,789 for School Resource Officers and Elementary Rovers and now additional \$3,000,000 spent to hire, equip and train 55 LISD Guardians to comply with House Bill 3 legislation.
- The difference between LISD Safety expenditures and State funding demonstrate a shortfall of approximately **\$5,000,000 per year.**

WHEREAS, the LISD Board of Trustees states funding gaps regarding Pre-K are demonstrated as follows:

- Full Day Pre-K under House Bill 3 legislation maintains only .5 funding per student meaning the district is required to provide matching student funding to reach full day WADA.
- The difference between LISD Pre-K expenditures and State funding demonstrate a shortfall of between **\$3,800,000 and \$4,300,000 per year.**

NOW, THEREFORE, BE IT RESOLVED that:

The LISD Board of Trustees have One Ask and One Action for the 89th Legislative Session:

"to increase the basic allotment; to supplement – not supplant – state funding with local or federal dollars; and to update the school finance system to include enrollment-based funding; adjustments for inflation, student education, teacher compensation, and other costs outside of district control; consideration of regional cost differences; and accurate funding weights."

Therefore, the LISD Board of Trustees adopted by the vote ____ **for** and ____ **abstention** to adopt this Legislative Advocacy Resolution.

PASSED AND APPROVED on this _____ day of _____, 2024.

Board President

Board Secretary

Addendum I

THE CROSS TIMBERS GAZETTE

Southern Denton County - Local Lives Here

Home > Southern Denton County Voices

SOUTHERN DENTON COUNTY VOICES

Investing in Our Kids: A Call to Fund the Future of Texas Education

By Reader February 4, 2025

2546 0



By the Lewisville ISD Board of Trustees

In Lewisville ISD (LISD), we serve nearly 48,000 students every day—each with dreams, talents, and untapped potential. They're the heart of our community, from the kindergartner in Flower Mound learning to count to the high school senior in The Colony preparing to be the first in their family to go to college. They're why we do what we do.

But right now, we're at a breaking point. The way Texas funds public schools is not working. School funding doesn't work for our kids, our teachers, or our communities. While the cost of education keeps rising, the state's funding hasn't budged since 2019. The basic allotment, which determines how much money schools get per student, is stuck at \$6,160. That's years of inflation, increased costs, and new mandates—without any additional support.

The result? Our district is being stretched to the limit. Local taxpayers are left to pick up the slack. And worst of all, our students and teachers are the ones who feel the impact.

Let us put some faces to these numbers:

- **Special Education:** We're committed to serve every child, including those with disabilities. From one-on-one instruction to specialized therapies, we do whatever it takes to help these students thrive. ***We spend \$12 million more each year on special education than we receive from the government.*** Think about a middle school student in Highland Village with autism who relies on their team of teachers, aides, and therapists. They deserve the best we can give them, and we're fighting every day to make that happen.
- **Safety and Security:** Nothing is more important than student safety. Following the passage of House Bill 3, we took big steps to protect our campuses, hiring 55 Guardians in addition to our School Resource Officers. ***But here's the reality: these efforts cost us \$8.28 million each year, and the state only covers \$1.37 million.*** That leaves a \$6+ million gap we must make up locally. Safety shouldn't come with a price tag, but here we are.
- **Pre-Kindergarten:** We've seen the power of early education in LISD. Full-day Pre-K gives young learners the foundation they need to succeed in school and beyond. ***But under House Bill 3, the state only funds half-day Pre-K, leaving us to fill a \$3.8-\$4.3 million gap each year.*** That's not just numbers—it's four-year-olds in Castle Hills or Lewisville who deserve the best possible start.

Funding gaps impact all students. Our district's greatest challenge is addressing these disparities and ensuring that every student receives the quality education they deserve.

That's why we're calling on the Texas Legislature to take action. Our message is simple: **increase the basic allotment.** Just one action, one decision, would make a world of difference. By raising the basic allotment, the state can help us keep up with rising costs, pay teachers competitively, and provide the programs and resources our students deserve.

And let's be clear— the Texas legislature has the power to increase the basic allotment.

We know Texas is a place where dreams are built. But dreams need a foundation, and that foundation starts with strong public schools. Every student, whether they're a budding artist in Flower Mound or an aspiring scientist in The Colony, deserves a fair shot. Every teacher deserves to feel valued and supported in their profession. And every family deserves to know their school district has the resources it needs to help their child thrive.

As your Board of Trustees, we see the promise in every child we serve. We also see the challenges they face when funding falls short. Our *One Ask, One Action* priority for the 89th Legislative Session is about more than budgets—it's about values. It's about saying loud and clear that we believe in our kids, our teachers, and our future and the future of Texas.

To our lawmakers: We're asking you to join us. Make this critical investment. Show our students, teachers, and families that you believe in them too. We are asking families to tell your state representative that your child, grandchild and community are worth the investment. Visit lisd.net/legislative to learn more and find out how to let your voice be heard.

The future of Texas starts here—in our classrooms, on our buses, and in the hearts of every child we serve. Let's give them the support they deserve.

Sincerely,

Lewisville ISD Board of Trustees


Jenny Proznik
President

Katherine Sells
Vice President

Sheila Taylor
Secretary

Michelle Alkhatib
Trustee

2025 DENTON ISD LEGISLATIVE PRIORITIES



**TEXAS PUBLIC
SCHOOLS NEED A
\$1,340
INCREASE IN THE
BASIC ALLOTMENT
TO MAKE UP FOR INFLATION SINCE 2020**

The basic allotment is the primary mechanism used to fund Texas public schools. Every increase in the basic allotment, triggers additional funding for **key programs** and **state priorities**.



**A \$1,340 INCREASE
WOULD PROVIDE
THE DISTRICT WITH
AN ADDITIONAL:**

\$5,000 AVERAGE **TEACHER
COMPENSATION**

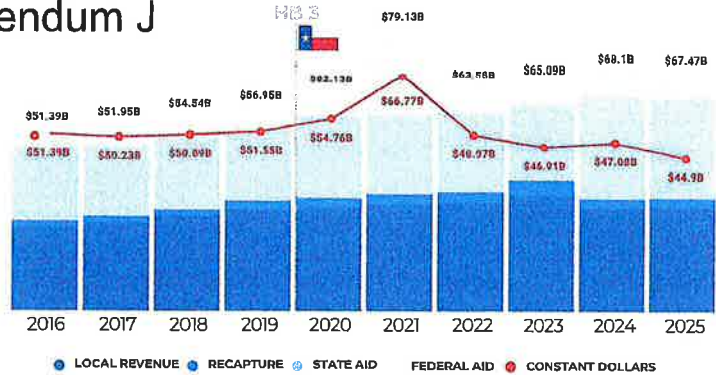
\$8.7M **FOR SPECIAL
EDUCATION**

\$816K **FOR SCHOOL
SAFETY**
BASED ON CURRENT ESTIMATES

**IN 2024-2025, OUR DISTRICT COSTS
EXCEED STATE FUNDING FOR
SEVERAL IMPORTANT AREAS:**

- \$2.5M** Pre-K Programs
- \$9.9M** Special Education
- \$7.4M** Transportation
- \$4.4M** Safety & Security

Addendum J



Denton ISD calls for local control and locally determined frameworks for

SENSIBLE ACCOUNTABILITY

along with a reduction in both mandatory state assessments and high stakes in the A-F rating system that impact students, teachers, and schools.

**THE EXPANSION OF CHAPTER 37 HAS
REDUCED LOCAL CONTROL OVER
STUDENT DISCIPLINE.**

**SCHOOLS NEED THE AUTHORITY TO
ADDRESS DISRUPTIVE STUDENTS
WHO AFFECT OTHERS' LEARNING
OR COMPROMISE SAFETY.**

DENTON
INDEPENDENT SCHOOL DISTRICT


www.dentonisd.org/1925

Addendum K

2024-2025 General Fund Multi-Year Financial Plan

	2023-2024 PROJECTED	2024-2025 BUDGET	2025-2026 FORECAST	2026-2027 FORECAST	2027-2028 FORECAST
ESTIMATED REVENUES					
Formula Revenue, Net of Recapture	592,156,519	596,912,200	587,082,600	586,571,800	581,033,300
Non-Formula Local Revenue	27,390,000	25,000,000	25,000,000	25,000,000	25,000,000
Federal Revenue	4,415,000	4,000,000	4,000,000	4,000,000	4,000,000
Revenues Available for Appropriation	623,961,519	625,912,200	616,082,600	615,571,800	610,033,300
Flow-Thru Revenue	88,296,212	95,779,600	99,093,200	101,688,300	103,792,500
Total Estimated Revenues	712,257,731	721,691,800	715,175,800	717,260,100	713,825,800
EXPENDITURES					
Instruction	405,373,983	427,153,790			
Instructional Support	113,098,826	109,226,540			
General Administration	95,492,128	96,190,050			
District Operations	19,218,100	17,822,310			
Other	9,301,052	6,332,780			
Total Operating Expenditures	642,484,088	656,725,470	656,725,470	656,725,470	656,725,470
Flow-Thru Expenditures	88,296,212	95,779,600	99,093,200	101,688,300	103,792,500
Total Expenditures	730,780,300	752,505,070	755,818,670	758,413,770	760,517,970
Expected Surplus (Deficit)	(18,522,569)	(30,813,270)	(40,642,870)	(41,153,670)	(46,692,170)
ONE-TIME SOURCES (USES) OF FUNDS					
Changes to Fund Balance Assignments	10,318,770				
Total One-Time Sources (Uses) of Funds	10,318,770				
Beginning Unassigned Fund Balance	227,369,018	219,165,217	188,351,947	147,709,077	106,555,407
Ending Unassigned Fund Balance	219,165,217	188,351,947	147,709,077	106,555,407	59,863,237
Unassigned Fund Balance as a % of Next Year's Budget	29.6%	25.4%	19.9%	14.4%	7.9%
ASSUMPTIONS					
M&O Tax Rate	\$0.75750	\$0.75520	\$0.74050	\$0.73180	\$0.72890
Enrollment	66,819	66,819	66,819	66,819	66,819
Weighted Average Daily Attendance (WADA)	79,558	79,157	77,819	77,582	76,903
Total Operating Revenue, less Recapture, per WADA*	\$7,184.35	\$7,139.35	\$7,093.27	\$7,074.87	\$7,037.95
Total Operating Expenditures per WADA*	\$8,663.65	\$8,907.00	\$9,088.69	\$9,137.34	\$9,235.71

*Excludes TIF



89TH TEXAS LEGISLATURE

DRAFT: FOR BOARD ADOPTION ON OCTOBER 24, 2024



ADJUST ALL SCHOOL FUNDING FOR INFLATION, INCLUDING CATEGORICAL WEIGHTS, AND TIE FUTURE SCHOOL FUNDING TO THE RATE OF INFLATION

Despite eliminating 250 staff positions during the last two years, Dallas ISD is operating with a **\$186 million** deficit budget caused by more than 20% inflation. Additional funding is necessary to honor state leaders' landmark commitment in 2019 through HB3 to support public education.

In addition to an increase in the basic allotment, increase funding for categorical weights including:

- a. Special Education
- b. Compensatory Education
- c. Bilingual education
- d. Dual language immersion
- e. Dyslexia
- f. Gifted and Talented
- g. CCMR (College Career Military Readiness)

All totaled, Dallas ISD spends more than **\$72 million** more for these underfunded mandates than the state provides.

To maintain the vitally important investment of preparing Texas' workforce, future school funding allotments should be tied to the rate of inflation.



PROVIDE FUNDING FOR FULL DAY PREK-3 AND PREK-4 FOR ALL STUDENTS

The data is clear: Dallas ISD students who attend full-day pre-K classes are better prepared academically to read and perform at grade level than students who do not.



INCREASE FUNDING FOR TEACHER COMPENSATION AND RETENTION

Because no new significant dollars have been provided to public education in Texas during the last five years to adjust for inflation, Dallas ISD has only been able to provide **2% raises** to teachers during each of the last 2 years.



INCREASE FUNDING FOR SCHOOL SAFETY

Dallas ISD spends approximately **\$257 per child** for school safety yet only receives \$10 per child and \$15,000 per campus, not near enough to comply with state mandates, including HB3 approved during last session. Funding is needed to ensure that Dallas ISD officers receive pay commensurate with the market.



Partnerships and
Intergovernmental Relations

FIGURE 1

Funding gaps and TEA student achievement ratings

100

Addendum M

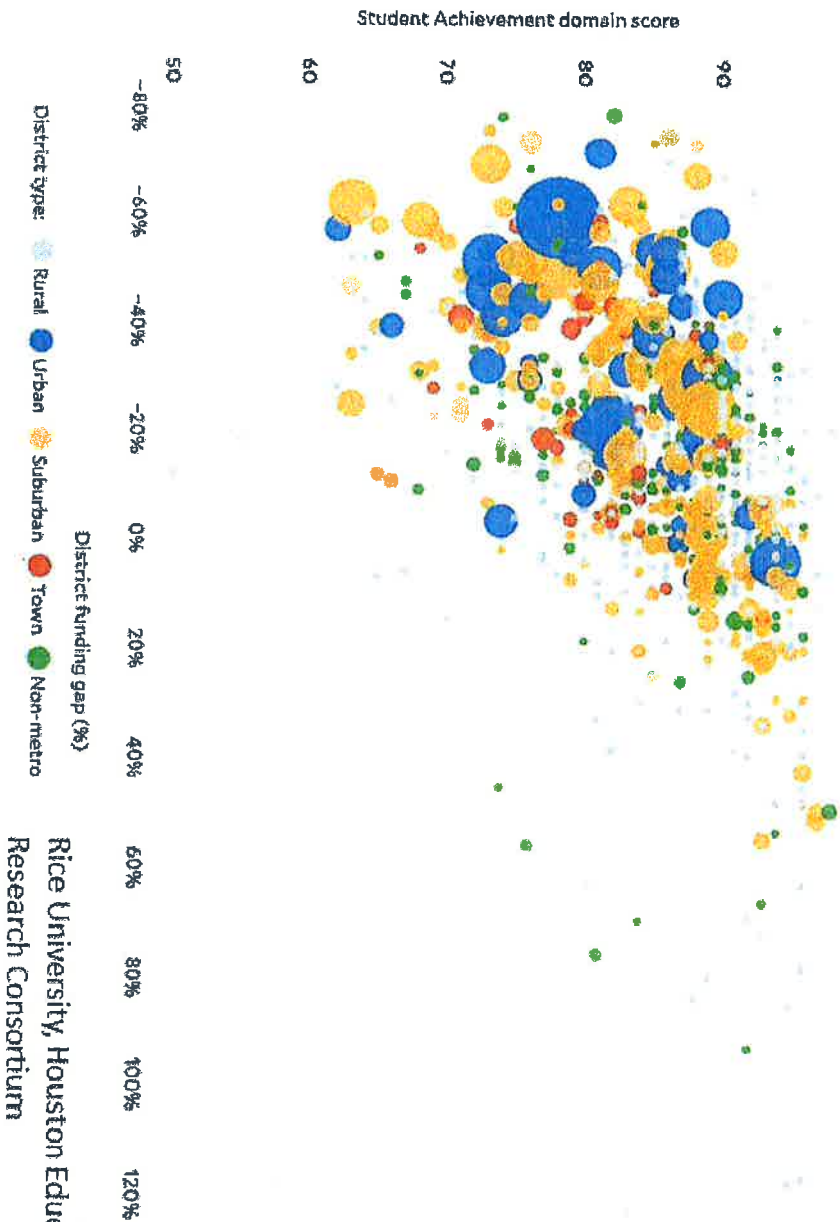
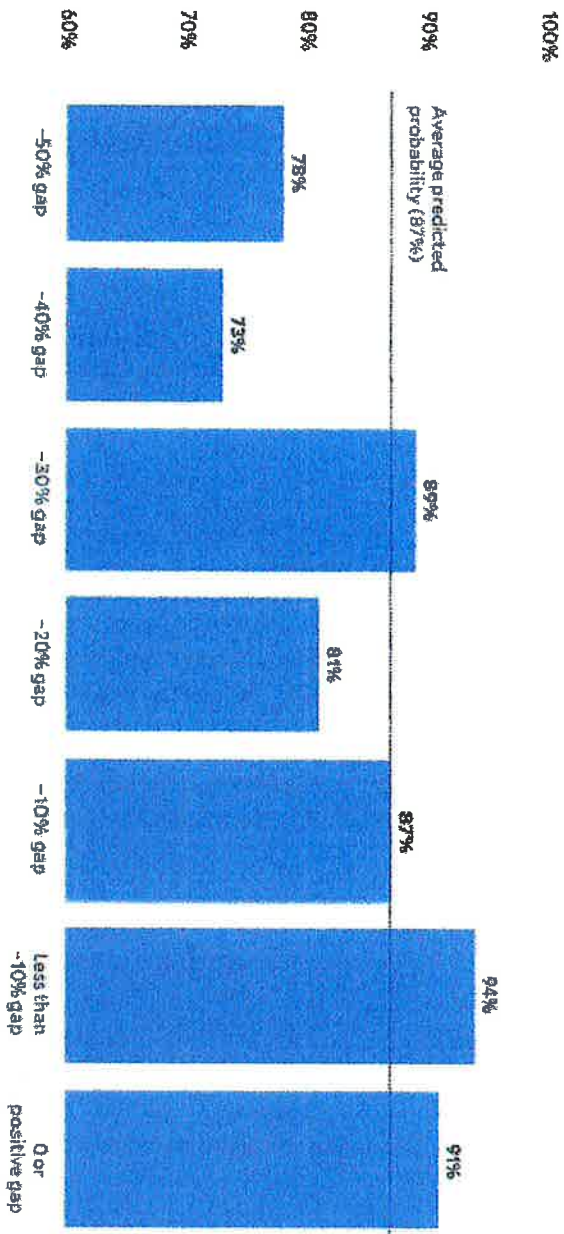


FIGURE 2

Predicted probability of an A or B student achievement rating

Addendum N



Addendum O

Total Recapture Paid by School Districts (by Amount) 2021-22

District Name	Recapture
AUSTIN ISD	\$791,389,490
HOUSTON ISD	\$302,746,565
PLANO ISD	\$207,239,972
DALLAS ISD	\$140,486,418
MIDLAND ISD	\$129,073,485
PECOS-BARSTOW-TOYAH ISD	\$106,744,467
EANES ISD	\$106,468,805
HIGHLAND PARK ISD (Dallas)	\$103,825,084
WINK-LOVING ISD	\$74,488,295
SPRING BRANCH ISD	\$64,687,853
LEWISVILLE ISD	\$59,396,228
ROUND ROCK ISD	\$55,278,913
GRAPEVINE-COLLEYVILLE ISD	\$55,016,785
LAKE TRAVIS ISD	\$51,146,235
RANKIN ISD	\$48,075,718
LA PORTE ISD	\$46,377,950
COPELL ISD	\$45,412,943
CARROLLTON-FARMERS BRANCH ISD	\$43,530,091
CARROLL ISD	\$36,329,618
REAGAN COUNTY ISD	\$35,964,795
ALAMO HEIGHTS ISD	\$35,213,609
CARRIZO SPRINGS CISD	\$34,861,899
GLASSCOCK COUNTY ISD	\$32,815,360
COTULLA ISD	\$32,474,366
GALVESTON ISD	\$31,992,203
GRADY ISD	\$25,893,380
LLANO ISD	\$25,645,575
GEORGETOWN ISD	\$25,208,423
MCMULLEN COUNTY ISD	\$22,206,023
CULBERSON COUNTY-ALLAMOORE ISD	\$22,114,860
POINT ISABEL ISD	\$20,951,853
KARNES CITY ISD	\$20,660,645
PORT ARANSAS ISD	\$20,091,230
STANTON ISD	\$18,763,974
FREDERICKSBURG ISD	\$16,545,382
THREE RIVERS ISD	\$13,868,019
ANDREWS ISD	\$11,703,399
KLONDIKE ISD	\$11,662,541
SANDS CISD	\$10,757,169
BARBERS HILL ISD	\$10,740,603
MARBLE FALLS ISD	\$10,456,466
MONAHANS-WICKETT-PYOTE ISD	\$10,127,571
YORKTOWN ISD	\$9,191,082

Page 1

District Name	Recapture
DEER PARK ISD	\$8,786,947
DRIPPING SPRINGS ISD	\$8,148,064
CROCKETT COUNTY CCSD	\$7,724,741
KENEDY COUNTY WIDE CSD	\$7,486,310
CARTHAGE ISD	\$7,054,968
IRION COUNTY ISD	\$6,854,877
INGLESIDE ISD	\$6,340,797
GRANBURY ISD	\$6,301,532
GRAFORD ISD	\$6,215,564
ARANSAS COUNTY ISD	\$6,176,997
CALHOUN COUNTY ISD	\$5,796,106
BUENA VISTA ISD	\$5,750,750
BURNET CISD	\$5,586,347
GLEN ROSE ISD	\$5,378,701
LAGO VISTA ISD	\$5,203,349
FORT ELLIOTT CISD	\$5,179,692
FRISCO ISD	\$5,084,455
FRANKLIN ISD	\$4,735,500
SABINE PASS ISD	\$4,705,567
WIMBERLEY ISD	\$4,662,755
WESTHOFF ISD	\$4,412,313
PLEMONS-STINNETT-PHILLIPS CISD	\$4,400,646
MCKINNEY ISD	\$4,315,500
GREENWOOD ISD	\$4,276,117
HIGHLAND PARK ISD	\$4,225,143
PLAINS ISD	\$4,185,319
PALO PINTO ISD	\$4,123,707
BORDEN COUNTY ISD	\$4,081,810
IRAAN-SHEFFIELD ISD	\$4,042,510
BLACKWELL CISD	\$4,016,946
NORDHEIM ISD	\$3,904,572
SWEENEY ISD	\$3,822,810
FORT STOCKTON ISD	\$3,775,443
MCCAMEY ISD	\$3,040,996
STERLING CITY ISD	\$2,908,071
COMAL ISD	\$2,735,241
COLLEGE STATION ISD	\$2,730,701
SEMINOLE ISD	\$2,684,303
TIDEHAVEN ISD	\$2,642,609
BALMORHEA ISD	\$2,642,583
RICHARDSON ISD	\$2,455,915
KELTON ISD	\$2,257,057
ROCKSPRINGS ISD	\$2,245,824

Source: TEA Summary of Finance data as of August 10, 2022.

2021-22 Recapture Paid by School Districts (by Amount)

District Name	Recapture
MALAKOFF ISD	\$2,233,074
JOHNSON CITY ISD	\$2,192,395
HUNT ISD	\$2,177,357
MATAGORDA ISD	\$1,871,166
FALLS CITY ISD	\$1,588,781
ALLEN ISD	\$1,574,026
BRAZOSPORT ISD	\$1,566,982
CRANE ISD	\$1,505,236
WEBB CISD	\$1,450,192
ROUND TOP-CARMINE ISD	\$1,409,505
BURTON ISD	\$1,264,254
MARFA ISD	\$1,169,798
PETTUS ISD	\$1,104,912
SUNDOWN ISD	\$1,071,762
LEON ISD	\$995,315
KELLER ISD	\$982,316
HIGHLAND ISD	\$843,402
JAYTON-GIRARD ISD	\$773,569
BROADDUS ISD	\$751,888
SIVELLS BEND ISD	\$749,140
BLANCO ISD	\$705,747
PALACIOS ISD	\$696,220
LITTLE ELM ISD	\$676,205
NURSERY ISD	\$664,107
BUSHLAND ISD	\$609,863
CHICO ISD	\$603,074
NORTHWEST ISD	\$591,726
PAINT CREEK ISD	\$513,735
TULOSO-MIDWAY ISD	\$510,959
TEXAS CITY ISD	\$504,194
BRACKETT ISD	\$498,017
INDUSTRIAL ISD	\$489,660
COMSTOCK ISD	\$487,902
WEATHERFORD ISD	\$469,769
MOULTON ISD	\$464,979
DILLEY ISD	\$455,754
LEAKEY ISD	\$408,671
CROWELL ISD	\$405,689
GREGORY-PORTLAND ISD	\$401,227
MIAMI ISD	\$387,235
LOVEJOY ISD	\$365,948
ALEDO ISD	\$365,894
KARNACK ISD	\$362,556

District Name	Recapture
ROYAL ISD	\$212,041
PORT ARTHUR ISD	\$156,846
DEW ISD	\$143,158
FRIENDSWOOD ISD	\$143,085
WEST ORANGE-COVE CISD	\$121,584
ARGYLE ISD	\$88,653
CALDWELL ISD	\$78,569
DIVIDE ISD	\$64,282
FAIRFIELD ISD	\$60,374
CHISUM ISD	\$57,950
COLDSPRING-OAKHURST CISD	\$53,105
SUNNYVALE ISD	\$51,621
NUECES CANYON CISD	\$50,600
KENEDY ISD	\$42,930
BELLVILLE ISD	\$32,988
TRENT ISD	\$29,227
GRANDVIEW-HOPKINS ISD	\$24,583
FT DAVIS ISD	\$23,686
AUSTWELL-TIVOLI ISD	\$22,571
BURKEVILLE ISD	\$21,861
KERMIT ISD	\$21,008
BLUFF DALE ISD	\$17,669
CALVERT ISD	\$14,616
BAIRD ISD	\$10,819
LOOP ISD	\$6,965
EVADALE ISD	\$6,868
PRINGLE-MORSE CISD	\$2,911
BELLEVUE ISD	\$2,519
TEXLINE ISD	\$1,715