

McKinney Community Development Corporation
Summary Operating Statement
August 2025 (92% of FY Complete)

						Monthly Comparison		YTD Comparison	
Revenues	FY25 Adopted Budget	Monthly Actual	YTD Actual	Remaining Budget	Budget Received	Monthly Budget	Monthly Variance	YTD Budget	YTD Variance
Sales Tax Receipts	\$ 24,592,569	\$ 2,241,168	\$ 22,317,170	\$ 2,275,399	90.7%	\$ 2,049,381	\$ 191,787	\$ 22,543,188	\$ (226,018)
Interest Income	1,565,000	259,058	3,055,721	(1,490,721)	195.3%	130,417	128,641	1,434,583	1,621,137
Rent & Royalties - Office Space	-	17,647	141,176	(141,176)	-	-	17,647	-	141,176
Miscellaneous Revenue	217,970	10,004	222,392	(4,422)	-	18,164	(8,160)	199,806	22,586
2025 Debt (Bond) Issuance	30,000,000	-	30,170,000	(170,000)	-	2,500,000	(2,500,000)	27,500,000	2,670,000
Total Revenues	\$ 56,375,539	\$ 2,527,877	\$ 55,906,459	\$ 469,080	99.2%	\$ 4,697,962	\$ (2,170,085)	\$ 51,677,577	\$ 4,228,881
Expenses	FY25 Adopted Budget	Monthly Actual	YTD Actual	Remaining Budget	Budget Spent	Monthly Budget	Monthly Variance	YTD Budget	YTD Variance
MCDC Operations									
Personnel Expense	\$ 456,651	\$ 46,733	\$ 414,098	\$ 42,553	90.7%	\$ 38,054	\$ (8,679)	\$ 418,597	\$ 4,499
Supplies Expense	18,750	284	9,137	9,613	48.7%	1,563	1,279	17,188	8,051
Maintenance Expense	2,500	-	386	2,114	15.4%	208	208	2,292	1,906
Services/Sundry	940,738	18,354	505,751	434,987	53.8%	78,395	60,041	862,343	356,592
Capital	40,000	-	-	40,000	0.0%	3,333	(3,333)	36,667	36,667
Total Administrative	\$ 1,458,639	\$ 65,371	\$ 929,372	\$ 529,267	63.7%	\$ 121,553	\$ 49,516	\$ 1,337,086	\$ 407,714
Projects									
Community Grants & Projects	\$ 60,243,184	\$ 194,143	\$ 34,384,190	\$ 25,858,994	57.1%	\$ 5,020,265	\$ 4,826,122	\$ 55,222,919	\$ 20,838,728
Park Construction Fund	21,111,214	49,800	2,293,272	18,817,942	10.9%	1,759,268	1,709,468	19,351,946	17,058,674
Capital	60,000	-	-	60,000	0.0%	5,000	5,000	55,000	55,000
Other Project Expenses	148,000	14,750	53,388	94,613	36.1%	12,333	(2,417)	135,667	82,279
Total Projects	\$ 81,562,398	\$ 258,693	\$ 36,730,850	\$ 44,831,548	45.0%	\$ 6,796,867	\$ 6,538,173	\$ 74,765,532	\$ 38,034,681
Non-Departmental									
Administrative Fee to GF	\$ 330,000	\$ 27,500	\$ 302,500	\$ 27,500	91.7%	\$ 27,500	\$ -	\$ 302,500	\$ -
Bond Issuance Costs	-	-	166,506	(166,506)	-	-	-	-	(166,506)
Economic Incentive	1,702,616	-	-	1,702,616	0.0%	141,885	141,885	1,560,731	1,560,731
Insurance & Risk Fund	1,454	121	1,333	121	91.7%	121	-	1,333	-
MPAC	500,000	41,667	458,333	41,667	91.7%	41,667	-	458,333	-
MCDC Debt Service Payments	1,145,000	1,145,000	1,145,000	-	100.0%	95,417	(1,049,583)	1,049,583	(95,417)
MCDC Debt Service I & S	572,867	715,853	1,002,286	(429,419)	175.0%	47,739	(668,114)	525,128	(477,158)
Paying Agent	1,000	200	400	600	40.0%	83	(117)	917	517
Total Non-Departmental	\$ 4,252,937	\$ 1,930,341	\$ 3,076,358	\$ 1,176,579	72.3%	\$ 354,411	\$ (1,575,929)	\$ 3,898,526	\$ 822,167
Total Expenses	\$ 87,273,974	\$ 2,254,405	\$ 40,736,580	\$ 46,537,394	46.7%	\$ 7,272,831	\$ 5,011,760	\$ 80,001,143	\$ 39,264,562
Net	\$ (30,898,435)	\$ 273,471	\$ 15,169,879			\$ (2,574,870)	\$ 2,848,341	\$ (28,323,565)	\$ 43,493,444
FY25 Beginning Fund Balance	\$ 81,080,292								
Add FY25 Budgeted Revenue	56,375,539								
Less FY25 Budgeted Expenses	(87,273,974)								
FY25 Projected Ending Fund Balance	\$ 50,181,857								

McKinney Community Development Corporation
Project Details - August 2025

Community 4B Projects	FY Board Approved	Project Code	Budget FY25	Monthly Actual	YTD Actual	Budget Balance
HUB 121	2017-2018	4B1805	\$ 100,000	\$ -	\$ 14,590	\$ 85,410
McKinney Housing Authority-The Remnant	2022-2023	4B2308	1,800,000	-	1,800,000	-
Housing & Community Development	2022-2023	4B2312	147,738	12,479	12,479	135,260
Habitat for Humanity of CC	2022-2023	4B2315	325,157	9,393	180,779	144,378
Boys & Girls Club of McKinney	2022-2023	4B2316	425	-	397	28
ManeGait Therapeutic Horsemanship	2023-2024	4B2401	440,000	-	-	440,000
Project Venu	2023-2024	4B2404	3,000,000	-	-	3,000,000
McKinney Parks Foundation	2023-2024	4B2406	285,077	-	169,550	115,527
Sphinx	2023-2024	4B2408	500,000	-	-	500,000
Boys & Girls Club of Collin County	2023-2024	4B2410	35,000	-	-	35,000
YMCA of McKinney	2023-2024	4B2411	5,000	-	-	5,000
City of McKinney - Parks & Recreation	2023-2024	4B2412	1,000,000	-	-	1,000,000
McKinney Main Street	2023-2024	4B2414	109,320	-	109,320	-
Sanchez Charities	2023-2024	4B2415	517,190	-	-	517,190
Huas Café, Inc.	2024-2025	4B2501	970,000	109,934	109,934	860,066
Collin County History Museum	2024-2025	4B2502	31,475	-	-	31,475
McKinney Parks Foundation	2024-2025	4B2503	20,000	-	-	20,000
Habitat for Humanity of Collin County	2024-2025	4B2505	411,455	4,439	98,812	312,643
Cannon Development Company (Project Mirage)	2024-2025	4B2507	4,000,000	-	-	4,000,000
Heritage Guild of Collin County	2024-2025	4B2508	25,481	-	25,481	-
Direction 61:3	2024-2025	4B2510	500,000	-	-	500,000
Heard Natural Science Museum	2024-2025	4B2511	211,160	19,480	211,160	(0)
The Harbor at Adriatica Master Condominium Association	2024-2025	4B2512	233,137	-	-	233,137
McKinney Main Street	2024-2025	4B2513	80,000	-	-	80,000
Habitat for Humanity of Collin County	2024-2025	4B2515	305,000	-	-	305,000
Entertainment Properties 360, LLC	2024-2025	4B2516	2,000,000	-	-	2,000,000
Undesignated FY 2025 Budget	2024-2025		5,691,549	-	-	5,691,549
Total Community 4B Projects			\$ 22,744,164	\$ 155,723	\$ 2,732,501	\$ 20,011,663

Promotional and Event Grants	FY Board Approved	Project Code	Budget FY25	Monthly Actual	YTD Actual	Budget Balance
McKinney Garden Club-2023 Art Meets Floral at Heard-Craig Museum	2022-2023	PC2309	\$ 1,419	\$ -	\$ -	\$ 1,419
McKinney Chamber Foundation	2022-2023	PC2312	14,000	-	-	14,000
Millhouse Foundation	2022-2023	PC2313	463	-	-	463
McKinney Lacrosse - Turlaxin	2022-2023	PC2315	3,100	-	-	3,100
Art Club of McKinney	2022-2023	PC2317	475	-	-	475
McKinney Chamber Foundation - Dia de los Muertos	2022-2023	PC2320	1,922	-	-	1,922
Texas Cellos	2022-2023	PC2322	3,406	-	-	3,406
Collin County Master Gardeners	2022-2023	PC2323	55	-	-	55
ArtByMetta, LLC - McKinney RNB Picnic Festival	2023-2024	PC2402	55	-	-	55
Community Concerts Association 2024 Season	2023-2024	PC2404	4,000	-	2,715	1,285
SBG Hospitality - 2024 Sip & Stroll Series (Downtown McKinney)	2023-2024	PC2406	15,000	-	15,000	-
McKinney Main Street-2024 Arts in Bloom	2023-2024	PC2407	11,000	-	11,000	-
Heritage Guild-Chenut Square Events (PM, Bar Wars, Murder Mystery, Farm to Table)	2023-2024	PC2408	50	-	-	50
McKinney Philharmonic Orchestra-2024-2025 Season	2023-2024	PC2410	8,653	-	6,767	1,886
Millhouse Foundation-9 Maker Markets, Winter ArtFest, MuralFest, Summer ArtFest, International Postcard Art Exh	2023-2024	PC2411	5,669	-	5,669	-
CC History Museum-Created in Collin Exhibit and Shelby Car Exhibit	2023-2024	PC2412	3,000	-	-	3,000
Direction 61:3-BBQ & Bingo and Mosax Concert	2023-2024	PC2413	3,500	-	3,500	-
McKinney Chamber Foundation-2024 Dia de los Muertos at Mitchell Park	2023-2024	PC2414	7,945	-	7,945	-
Heritage Guild of Collin County-FM, Educational Programminq, Ghostly Haunting, Tour of Home and Farm to Table	2023-2024	PC2415	13,000	-	12,869	131
Texas Women Society-Lunar Harvest at Mitchell Park	2023-2024	PC2416	8,000	-	8,000	-
Rotary Club of McKinney-2024 Parade of Lights	2023-2024	PC2417	7,500	-	7,500	-
McKinney Repertory Theatre-2024-2025 Performances	2023-2024	PC2418	12,500	2,555	9,960	2,540
Warrior's Keep-Annual Gala at TUPPS	2023-2024	PC2419	5,000	-	4,226	774
Art Club of McKinney-3 Art Shows: Student, Spring Member Show, Art Meets Poetry	2023-2024	PC2420	4,200	-	1,633	2,567
McKinney Chamber Foundation-2025 Black History Month Events	2023-2024	PC2421	10,000	-	4,750	5,250
Adriatica Business Association-Adriatica Events (Eqastravaqenza, Go Fly A Kite, Cars & Guitars, Touch A Truck, Fall	2023-2024	PC2422	4,000	-	-	4,000
McKinney Public Library-Cultural Events (Library Palooza, Fire Safety Day, Diwali Festival of Lights, Halloween Hunt	2023-2024	PC2423	4,500	-	4,452	49
Young Actors Guild-2024-2025 Performances	2023-2024	PC2424	3,000	-	-	3,000
SBG Hospitality-2024 Wine & Music Festival at District 121	2023-2024	PC2425	5,000	-	5,000	-
CC Master Gardeners-2025 Garden Show, Plant Sales, Workshops and Other Events at Myers Park	2023-2024	PC2426	11,000	-	10,384	616
McKinney Main Street-2024 Oktoberfest	2023-2024	PC2427	13,000	-	13,000	-
Texas Women Society-McKinney Asian Festival	2024-2025	PC2501	10,000	-	10,000	-
McKinney Philharmonic Orchestra-2025-2026 Season	2024-2025	PC2502	11,250	351	351	10,899
McKinney Chamber Foundation	2024-2025	PC2503	12,500	-	3,500	9,000
St. Peter's Episcopal Church-2025 Empty Bowls	2024-2025	PC2504	10,000	-	10,000	-
Heritage Guild-Strut Square Events (PM, Ghostly Hauntings, Trolley Tours, Educational Programming, Exhibits)	2024-2025	PC2505	12,500	-	12,500	-
Texas Homegrown Music-2025 Texas Music Revolution and Hippiefest	2024-2025	PC2506	9,500	7,768	7,768	1,732
CC History Museum-2025 Festivals	2024-2025	PC2507	10,000	-	4,000	6,000
Millhouse Foundation	2024-2025	PC2508	13,000	-	5,681	7,319
Sostenuto Choral Community Community of North Texas-2025 Spring Concert	2024-2025	PC2509	1,325	-	1,325	-
ManeGait Therapeutic Horsemanship-2025 ManeGait Live Country Fair & Concert	2024-2025	PC2510	10,000	-	9,881	119
McKinney Library Foundation-2025 Events	2024-2025	PC2511	5,500	-	-	5,500
Marching Music Made in McKinney-2025 DCI & Drumline Battle	2024-2025	PC2512	5,600	-	-	5,600
McKinney Main Street-2025 Arts in Bloom	2024-2025	PC2513	13,000	-	13,000	-
Sanchez Charities-2025 Run for Hope: Walk in Unity	2024-2025	PC2514	7,500	-	4,748	2,752
SBG Hospitality-2025 Sip & Strolls	2024-2025	PC2515	15,000	-	-	15,000
Heritage Guild of CC	2024-2025	PC2517	14,905	-	-	14,905
Rotary of McKinney	2024-2025	PC2518	7,500	-	-	7,500
Texas Womens Society	2024-2025	PC2519	12,000	-	-	12,000
McKinney Repertory Theater	2024-2025	PC2520	6,750	-	-	6,750
The Warrior's Keep	2024-2025	PC2521	5,000	-	-	5,000
CC Master Gardeners	2024-2025	PC2522	12,000	-	-	12,000
McKinney Main Street	2024-2025	PC2523	14,000	-	-	14,000
Art Club of McKinney	2024-2025	PC2524	4,200	-	-	4,200
Millennial Haven Creative Foundation	2024-2025	PC2525	4,000	4,000	4,000	-
Undesignated FY 2025 Budget			67,486	-	-	67,486
Total Promotional & Event Grants			\$ 478,968	\$ 14,675	\$ 221,001	\$ 233,127

Retail Development Infrastructure Grants	FY Board Approved	Project Code	Budget FY25	Monthly Actual	YTD Actual	Budget Balance
Lelo's Coffee Co.	2022-2023	RI2301	50,000	\$ -	\$ 34,471	\$ 15,529
Neathery Estate	2022-2023	RI2304	1,578	-	-	1,578
T & I Bakery	2022-2023	RI2305	6,000	-	-	6,000
Hope Hardware Bldg 214 E. Louisiana	2023-2024	RI2402	50,000	-	50,000	-
Kelly's Art Shack 312 East Cloyd	2023-2024	RI2405	27,264	-	27,264	-
Venezia Sepori 1820 Eldorado	2023-2024	RI2407	40,000	-	-	40,000
Antique Company Mall 213 E. Virginia	2023-2024	RI2408	50,000	-	-	50,000
Hope Hardware Bldg 214 E. Louisiana	2023-2024	RI2409	50,000	-	-	50,000
Hester Eats, LLC (dba Hamm's meat + market)	2023-2024	RI2410	50,000	-	-	50,000
Cotton Mill	2023-2024	RI2502	23,745	23,745	23,745	-
Samaritan Inn (InnStyle Resale Shop)	2024-2025	RI2503	9,450	-	-	9,450
Undesignated FY 2025 Budget			366,805	-	-	366,805
Total Retail Development Infrastructure Grants			\$ 724,842	\$ 23,745	\$ 135,480	\$ 589,362

Economic Development Grants	FY Board Approved	Project Code	Budget FY25	Monthly Actual	YTD Actual	Budget Balance
Undesignated FY 2025 Budget			\$ 2,000,000	\$ -	\$ -	\$ 2,000,000
Total Economic Development Grants			\$ 2,000,000	\$ -	\$ -	\$ 2,000,000

Special Projects	FY Board Approved	Project Code	Budget FY25	Monthly Actual	YTD Actual	Budget Balance
Craig Ranch Hotel	2018-2019	4B1704	\$ 3,000,000	\$ -	\$ -	\$ 3,000,000
City of McKinney - Municipal Complex	2021-2022	4B2218	1,295,208	-	1,295,208	-
City of McKinney National Airport (TKI) - Eastside Infrastructure & Passenger Terminal	2024-2025	4B2506	30,000,000	-	30,000,000	-
Total Special Projects			\$ 34,295,208	\$ -	\$ 31,295,208	\$ 3,000,000

Park Construction Fund	FY Board Approved	Project Code	Budget FY25	Monthly Actual	YTD Actual	Budget Balance
Greens of McKinney Park Trail Improvements	2022-2023	PK1827	\$ 4,404,000	\$ -	\$ 594,578	\$ 3,809,422
Towne Center Park Improvement	2020-2021	PK2113	5,892	-	540	5,352
Grady Littlejohn Shade and Seating Improvements	2022-2023	PK2448	80,000	-	-	80,000
2023-2024 Playaround/Park Improvements - Aviator	2023-2024	PK2456	500,000	-	492,883	7,117
Parks Accessibility	2016-2017	PK4325	229,147	-	27,035	202,112
Towne Lake Park Enrichment	2020-2021	PK4384	3,651,069	-	-	3,651,069
Erwin Park Development - Phase I	2016-2017	PK9143	5,700,000	-	-	5,700,000
Wattlev	2024-2025	PK1831	2,797,804	-	208,421	2,589,383
Old Settlers Park	2024-2025	PK2041	489,314	-	-	489,314
Greens Neighborhood Park	2024-2025	PK2109	1,580,743	49,800	651,148	929,595
Mobile Stage	2024-2025	PK2349	315,077	-	-	315,077
Horizon Park	2024-2025	PK2343	318,664	-	318,664	-
Recreation Center at Towne Lake	2024-2025	PK4397	1,039,504	-	-	1,039,504
Total Parks Construction Projects			\$ 21,111,214	\$ 49,800	\$ 2,293,269	\$ 18,817,945

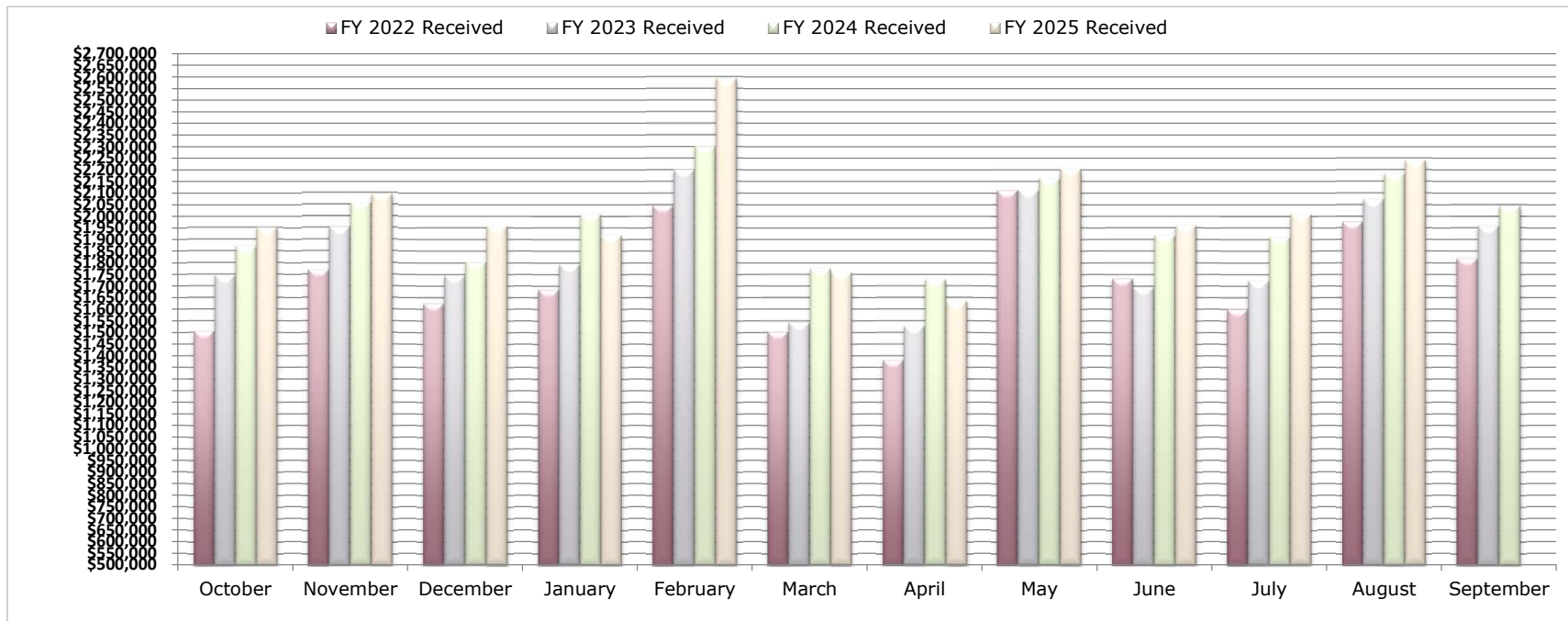
* Other City of McKinney Projects in Eco/Comm Project Allocations

McKinney Community Development Corporation

Sales Tax Revenue

August 2025 (92% of FY Complete)

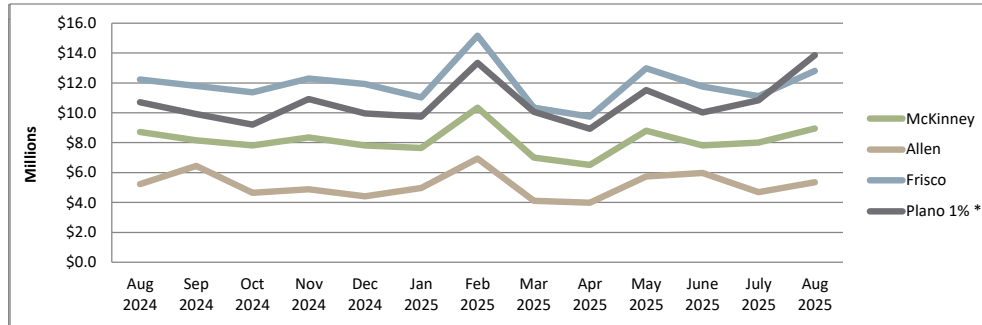
Month Received	FY 2020 Received	FY 2021 Received	FY 2022 Received	FY 2023 Received	FY 2024 Received	FY 2025 Received	Difference to FY 2024	Variance to FY 2024	% of Budget
October	\$1,165,480	\$1,266,887	\$1,505,930	\$1,744,754	\$1,870,001	\$1,949,963	\$79,962	4.3%	8.3%
November	1,380,273	1,546,275	1,769,473	1,953,351	2,057,621	2,093,662	36,041	1.8%	8.9%
December	1,253,931	1,337,046	1,625,682	1,746,641	1,802,724	1,957,829	155,105	8.6%	8.4%
January	1,185,717	1,360,427	1,685,372	1,792,873	2,007,689	1,917,560	(90,129)	-4.5%	8.2%
February	1,670,492	1,810,982	2,047,001	2,200,406	2,301,628	2,592,891	291,263	12.7%	11.1%
March	1,140,182	1,281,889	1,503,190	1,542,369	1,774,394	1,757,562	(16,832)	-0.9%	7.5%
April	1,288,819	1,113,662	1,381,890	1,527,564	1,726,631	1,633,911	(92,719)	-5.4%	7.0%
May	1,276,942	1,830,977	2,111,453	2,113,379	2,163,234	2,202,558	39,324	1.8%	9.4%
June	1,316,761	1,513,303	1,732,613	1,694,214	1,917,699	1,960,053	42,354	2.2%	8.4%
July	1,267,094	1,482,555	1,600,462	1,723,832	1,910,588	2,010,013	99,425	5.2%	8.6%
August	1,516,349	1,780,053	1,977,131	2,073,238	2,184,303	2,241,168	56,864	2.6%	9.6%
September	1,369,952	1,564,200	1,819,544	1,959,047	2,045,170			0.0%	0.0%
Total	\$15,831,992	\$17,888,256	\$20,759,743	\$22,071,669	\$23,761,682	\$22,317,170	\$600,657	2.8%	90.7%



TOTAL SALES TAX COLLECTED

Sister City Comparison

August 2025	McKinney	Allen	Frisco	Plano (1%)*
Diff to LY	\$224,819	\$128,907	\$586,512	\$3,146,865
Var to LY	2.6%	2.5%	4.8%	29.4%
Year To Date	McKinney	Allen	Frisco	Plano (1%)*
Diff to LY	\$2,378,573	-\$327,623	\$2,901,450	\$9,966,476
Var to LY	2.7%	-0.6%	2.3%	9.2%



Year-to-Date Collections

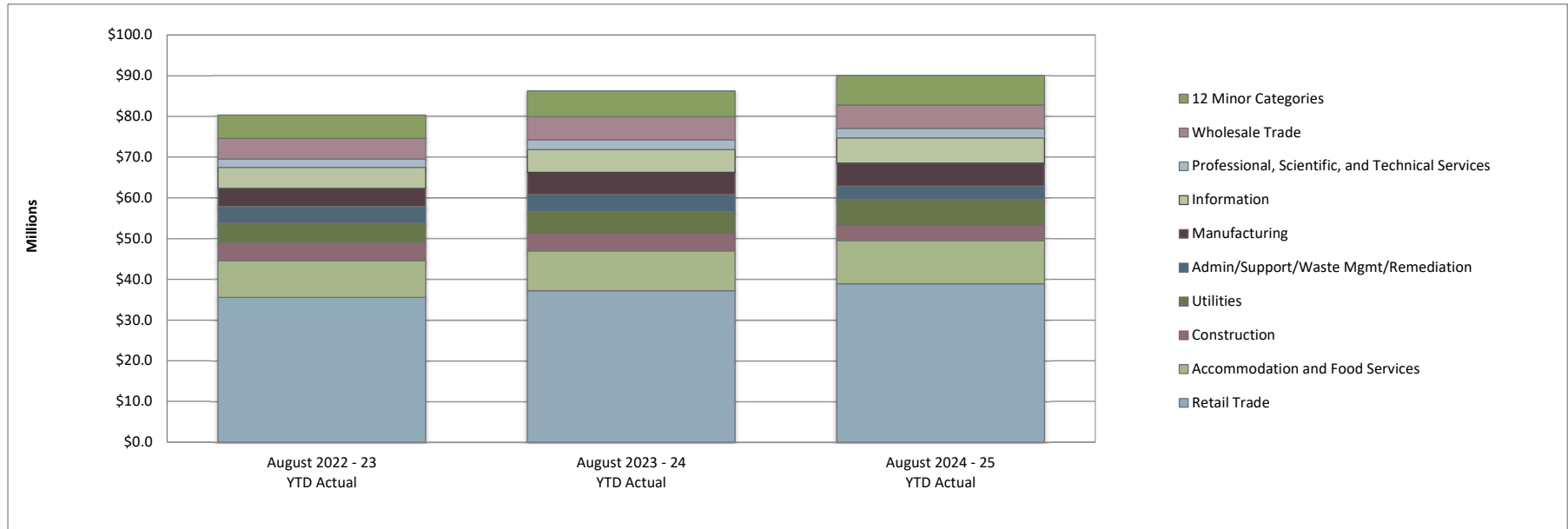
FY 2024 Total	McKinney	Allen	Frisco	Plano 1% *
Oct 2023	\$7,480,005	\$4,580,679	\$11,211,998	\$9,402,743
Nov 2023	8,208,639	5,465,276	12,149,941	9,043,425
Dec 2023	7,189,048	5,005,509	10,468,069	8,895,406
Jan 2024	8,008,845	5,221,220	11,660,064	9,418,268
Feb 2024	9,184,310	6,042,212	14,020,497	13,471,501
Mar 2024	7,074,686	4,601,037	10,143,893	7,659,821
Apr 2024	6,883,327	3,716,024	10,483,568	9,264,572
May 2024	8,629,729	5,460,650	12,415,855	10,737,372
June 2024	7,647,714	5,778,442	11,254,244	10,151,326
July 2024	7,619,281	4,919,296	11,587,418	9,659,446
Aug 2024	8,714,247	5,219,035	12,213,570	10,710,040
FY 2024 Total	\$86,639,830	\$56,009,380	\$127,609,117	\$108,413,920

FY 2025 Total	McKinney	Allen	Frisco	Plano 1% *
Oct 2024	\$7,799,853	\$4,641,443	\$11,371,930	\$9,213,154
Nov 2024	8,351,365	4,878,599	12,304,553	10,911,347
Dec 2024	7,806,527	4,420,996	11,910,412	9,956,397
Jan 2025	7,645,144	4,964,076	11,023,330	9,736,887
Feb 2025	10,346,500	6,934,917	15,166,266	13,342,268
Mar 2025	7,005,181	4,118,469	10,335,892	10,072,130
Apr 2025	6,510,501	3,973,298	9,742,192	8,932,602
May 2025	8,784,953	5,742,505	12,985,578	11,515,733
June 2025	7,814,809	5,971,991	11,754,498	10,009,310
July 2025	8,014,504	4,687,519	11,115,832	10,833,664
Aug 2025	8,939,065	5,347,943	12,800,082	13,856,905
FY 2025 Total	\$89,018,403	\$55,681,757	\$130,510,567	\$118,380,397

* State Comptroller reports 1% sales tax for City of Plano and 1% for DART. All other Sister Cities represent 2% sales tax.

Sales Tax by Industry

August YTD Collections for Prior Three Years



August Collections

Industries	August 2022 - 23 YTD Actual	August 2023 - 24 YTD Actual	August 2024 - 25 YTD Actual	August 25 vs August 24 YTD Variance	Variance as a %
Retail Trade	\$35,561,645	\$37,173,298	\$38,870,159	\$1,696,861	4%
Accommodation and Food Services	9,038,293	9,758,298	10,636,349	878,051	8%
Information	5,185,162	5,570,511	6,177,411	606,900	10%
Wholesale Trade	4,956,702	5,640,327	5,744,010	103,683	2%
Utilities	4,879,255	5,341,626	6,278,268	936,642	15%
Manufacturing	4,471,209	5,479,403	5,632,139	152,736	3%
Construction	4,408,701	4,381,597	3,806,047	(575,550)	-15%
Admin/Support/Waste Mgmt/Remediation	3,999,613	4,172,009	3,334,447	(837,562)	-25%
Professional, Scientific, and Technical Services	2,067,576	2,424,882	2,374,444	(50,438)	-2%
12 Minor Categories	5,829,703	6,364,171	7,172,103	807,932	11%
Totals	\$80,397,859	\$86,306,122	\$90,025,377	\$3,719,255	4%

McKinney Community Development Corporation
Balance Sheet
August 2025

	MCDC Operations	MCDC Long Term Debt	General Fixed Assets	Consolidated
Assets				
Cash and Cash Equivalents	\$ 5,921,781	\$ -	\$ -	\$ 5,921,781
Investments	85,511,938	-	-	85,511,938
Interest Receivable - Investments	128,466	-	-	128,466
Accounts Receivable	4,037,805	-	-	4,037,805
Notes Receivable	744,309	-	-	744,309
Leases Receivable/GASB 87 Leases Receivable	179,474	-	-	179,474
Security Deposits	10,522	-	-	10,522
Capital/Land	-	-	6,279,989	6,279,989
Capital/Buildings and Structures	-	-	18,204,346	18,204,346
Capital/Land Improvements (Net of Depreciation)	-	-	72,368	72,368
Capital/Construction in Progress*	-	-	-	-
Other Assets/Leases ROU Asset	-	588,877	-	588,877
GASB 68 & 75/TMRS Actuarial	-	23,829	-	23,829
GASB 68 & 75/TMRS Assumption Change	-	618	-	618
GASB 68 & 75/TMRS Investment	-	22,204	-	22,204
GASB 68 & 75/TMRS Contributions	-	34,378	-	34,378
GASB 68 & 75/OPEB Actuarial	-	315	-	315
GASB 68 & 75/OPEB Assumption Change	-	5,594	-	5,594
GASB 68 & 75/OPEB Contributions	-	90	-	90
Total Assets	\$ 96,534,293	\$ 675,905	\$ 24,556,703	\$ 121,766,902
Liabilities				
Vouchers Payable	\$ 110,241	\$ -	\$ -	\$ 110,241
Compensated Absences	-	66,201	-	66,201
Bonds Payable Interest	-	71,608	-	71,608
Bonds Payable Current	-	1,145,000	-	1,145,000
Lease Liability Current	-	55,210	-	55,210
Deposits/Office Space	2,500	-	-	2,500
Bonds Payable	-	44,120,000	-	44,120,000
TMRS Pension Liability	-	162,893	-	162,893
OPEB Liability	-	42,168	-	42,168
Non Current Liabilities	-	558,894	-	558,894
TMRS Actuarial Experience	-	133	-	133
TMRS Assumption Change	-	663	-	663
OPEB Actuarial Experience	-	15,033	-	15,033
OPEB Assumption Change	-	11,682	-	11,682
GASB Inflow/GASB 87 Leases	171,381	-	-	171,381
Total Liabilities	\$ 284,122	\$ 46,249,485	\$ -	\$ 46,533,607
Fund Equity				
Unreserved Fund Balance *	\$ 96,070,797	\$ (45,573,579)	\$ -	\$ 50,497,218
Reserved for Encumbrances	168,852	-	-	168,852
Reserved for Prepaids	10,522	-	-	10,522
Investment in Capital Assets	-	-	24,556,703	24,556,703
Total Fund Equity	\$ 96,250,171	\$ (45,573,579)	\$ 24,556,703	\$ 75,233,295
Total Liabilities and Equity	\$ 96,534,293	\$ 675,905	\$ 24,556,703	\$ 121,766,902
Unreserved Fund Balance *				
Committed Projects Reserve:				
Community Projects	\$ 14,320,114			
Discretionary Prom & Comm Grants	165,641			
Retail Development Infrastructure Grants	222,557			
Special Projects	3,000,000			
Parks Construction Projects	18,817,945			
Total Committed Projects	\$ 36,526,257			
Unreserved Fund Balance after Project Commit.	\$ 59,713,392			
Undesignated Reserve:				
Community Projects (FY25)	\$ 5,691,549			
Discretionary Prom & Comm Grants (FY25)	67,486			
Retail Development Infrastructure Grants	366,805			
Economic Development Grants	2,000,000			
Total Undesignated Allocations	\$ 8,125,840			
Remaining Unreserved Fund Balance	\$ 51,587,552			
Less Contingency	-			
Final Unreserved Fund Balance	\$ 51,587,552			