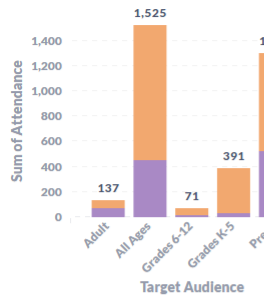


August Board Report

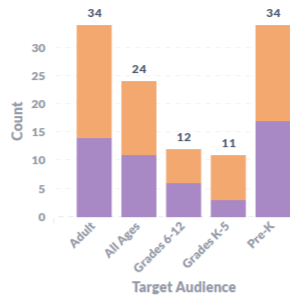
July Program Attendance

● Hall ● JJG



July Count of Programs

● Hall ● JJG



Program Attendance increased 16% over July 2021 and 23% over July 2019!

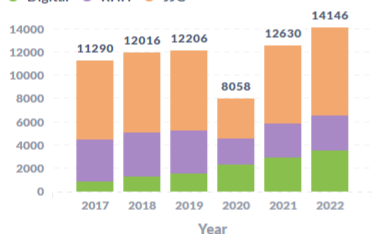
Growth areas were Adult Program attendance and Children's attendance at JJG.

Total was only 7 attendees shy of the library record for July set in 2017.



Julys Borrowers

● Digital ● RHH ● JJG

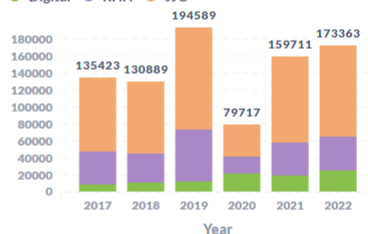


The Library welcomed more borrowers than any July in our history, but has yet to surpass the July 2019 peak for checkouts and renewals of items.

Juvenile Fiction saw the largest growth vs 2019 and Movies saw the largest decline in circulation.

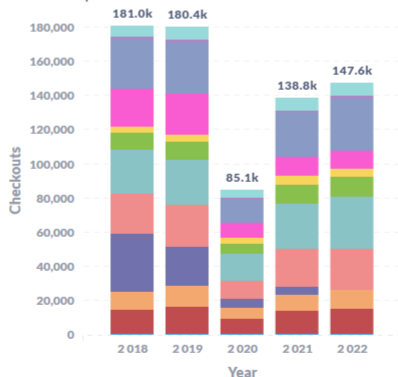
July's Circulation

● Digital ● RHH ● JJG



July's Circulation by Collection Group

● Other
● Adult Fiction
● Adult Nonfiction
● Deleted Items/B...
● Early Readers
● Juvenile Fiction
● Juvenile Nonficti...
● Middle Grade Fic...
● Movies
● Picture Books
● Foreign Language
● Teen Fiction



July's Study Room Hours Used

● JJG ● RHH



Study Rooms continue to see heavy use, with reservations approaching capacity at both locations in July.

July also saw more new library members created than any July in recent library history, with over 1,400 new registrations!

July's New Library Members

● JJGL ● RHHL

