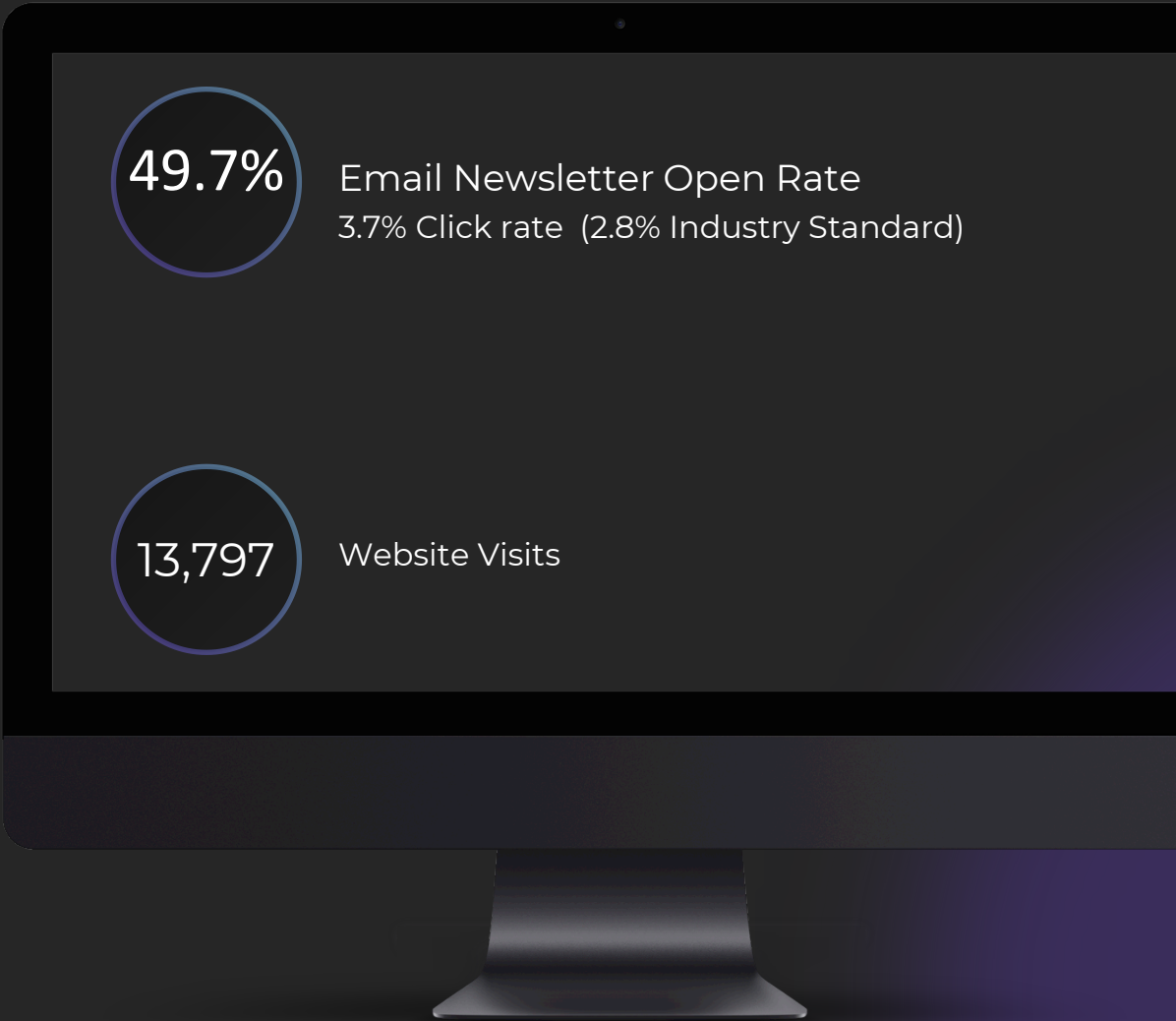


November 2025

# Marketing and Community Engagement

2025 BRE Visits, Tours, and Presentations

FAM TOURS	Community & Industry Presentations
YTD: 2	November: 1
	YTD: 24
BRE Visits	Trade Shows and Missions
November: 4	November: 4
YTD: 104	YTD: 20





5,000

### Competitor highlights ?

Last 365 days

**148**

Your total posts

▲156.6% vs competitors





**3.5%**

Your engagement rate

▲40% vs competitors

### New follower metrics ?

Last 365 days

1	 <b>McKinney Economic Development Corporation</b> Your Page 5,018 total followers	1,722
2	 <b>Plano, Texas Economic Development</b> 4,273 total followers	921
3	 <b>Frisco Economic Development Corporation</b> 9,979 total followers	752
4	 <b>Allen Economic Development Corporation</b> 2,639 total followers	567