

UPTOWN CHEAPSKATE


MCKINNEY, TX

2414 WEST UNIVERSITY DR

MCKINNEY, TX 75071



39 E EAGLE RIDGE DR, SUITE 100,
NORTH SALT LAKE, UT 84054
PHONE #: 801.359.0071



SQUARE FOOTAGE: 5,200
RETAIL SALES SQUARE FOOTAGE: 4,000

SCOPE OF WORK: DEMO OF OLD WALLS,
BUILDING OF NEW WALLS FOR DRESSING ROOMS,
OFFICE, AND STORAGE

Table of Contents:	PG #	CONTACTS	CHANGE ORDERS:			
General Page Shell AS-IS Window Elevations AS-IS Fixture Layout New Construction Construction Layout Networking Diagram Networking Notes Electrical Layout Reflective Ceiling Plan Paint Schedule Flooring Schedule Ceiling Height Layout Security Camera Layout Dressing Room Wall Layout Dressing Room Interior Layout Outrigger & Rail Left Wall Elevation Shelving Placement Left Wall Elevation Outrigger & Rail Back Wall Elevation Shelving Placement Back Wall Elevation Outrigger & Rail Right Wall Elevation Shelving Placement Right Wall Elevation Outrigger & Rail Front Wall Elevation Shelving Placement Front Wall Elevation Counter Layout Backroom Layout Sign Layout Blank Fixture Layout Blank Counter Layout	1	**Space Plan Contacts**	PAGE NAME	DESCRIPTION	DATE	INITIALS
	2	Contact the FitUp team at fitup@basecamp.com John Fisher - 1.801.359.0071 ext. 149 Emily Steck - 1.801.359.0071 ext. 102 Taryn Watson - 1.801.359.0071 ext. 173	ALL PAGES	UPDATED ALL PAGES	09.23.25	ES
	3					
	4					
	5					
	6	**Fixture Vendor Contacts** Carlson Store Fixtures - Steel Fixtures John Fisher - john.fisher@bcfranchise.com FC Dadson - Counters, Shelving, Slatwall Dean Umlauf - deanu@fcdadson.com				
	7					
	8					
	9					
	10					
	11					
	12					
	13					
	14					
	15					
	16					
	17					
	18					
	19					
	20					
	21					
	22					
	23					
	24					
	25					
	26					
	27					
	28					
	29					

PROJECT:
MCKINNEY, TX

FRANCHISEE:
AMANDA WALLS

ADDRESS:
2414 WEST UNIVERSITY DR
MCKINNEY, TX 75071

TITLE:
GENERAL PAGE

DATE:
9.23.2025

APPROVED BY:

DRAWN BY: EMILY STECK

SCALE:
NW

1



PROJECT: **MCKINNEY, TX**

FRANCHISEE:
AMANDA WALLS

ADDRESS:
2414 WEST UNIVERSITY DR
MCKINNEY, TX 75071

TITLE:
SHELL AS-IS

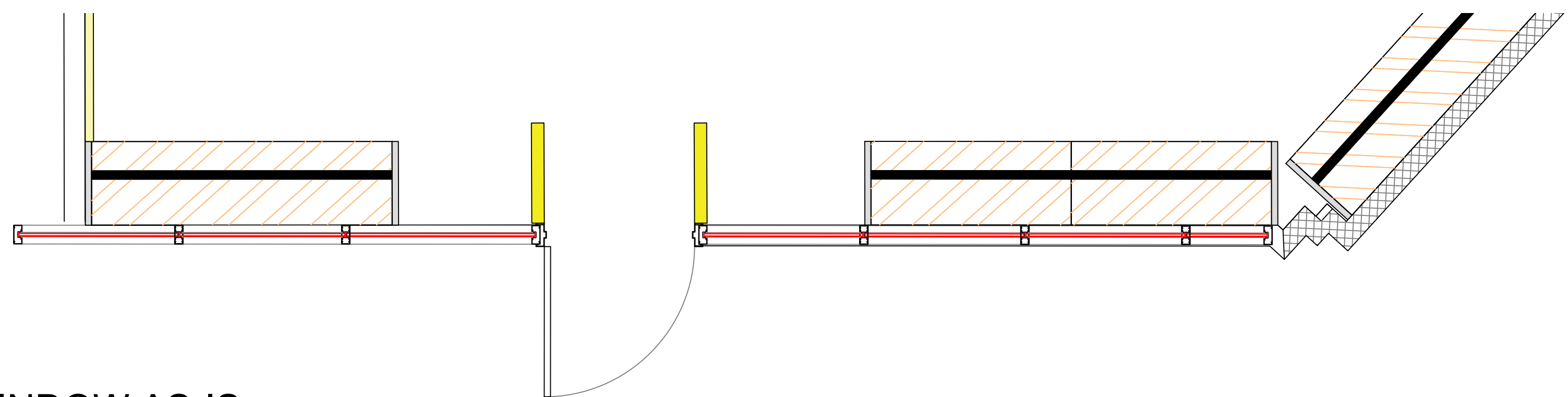
DATE: 9.23.2025

APPROVED BY:

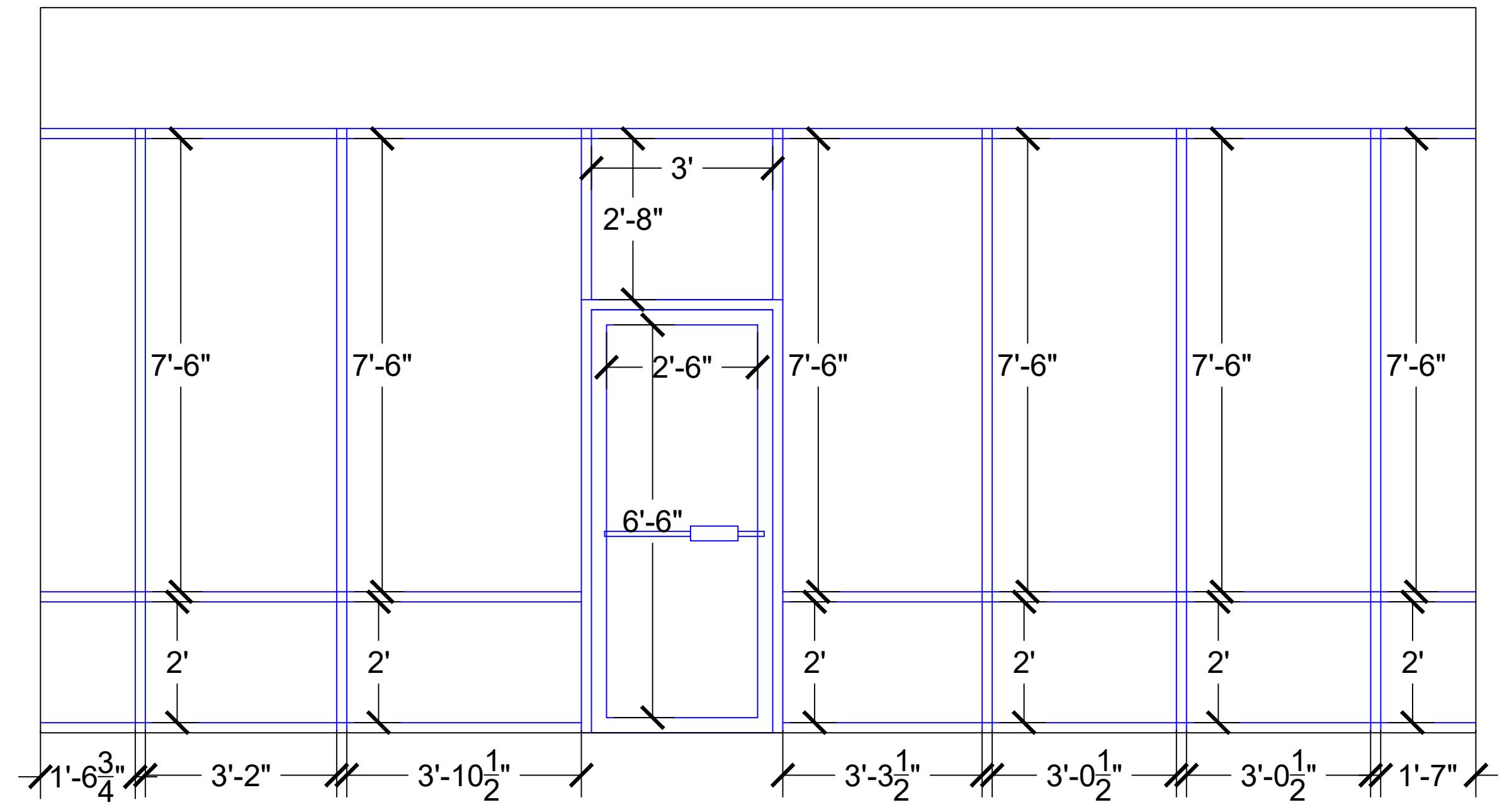
DRAWN BY: EMILY STECK

SCALE:
NOTED

WE WILL NEED TO VERIFY DIMENSIONS



A WINDOW AS-IS
SCALE: 1/2" = 1'



A WINDOW ELEVATIONS AS-IS
SCALE: 1/2" = 1'

O:\BassCamp\Logo\TM\PC\WEB\BassCamp_Stacked_Rev_01.jpg

39 E EAGLE RIDGE DR, SUITE 100,
NORTH SALT LAKE, UT 84054
PHONE #: 801.359.0071

O:\2018 - New Server\Updown Cheagadate\Assets\Logo\2021 Trademarked LFC Logo\UPC\UC Logo Horizontal v2 - Revised.jpg

PROJECT:
MCKINNEY, TX

FRANCHISEE:
AMANDA WALLS

ADDRESS:
2414 WEST UNIVERSITY DR
MCKINNEY, TX 75071

TITLE:
WINDOW ELEVATIONS AS-IS

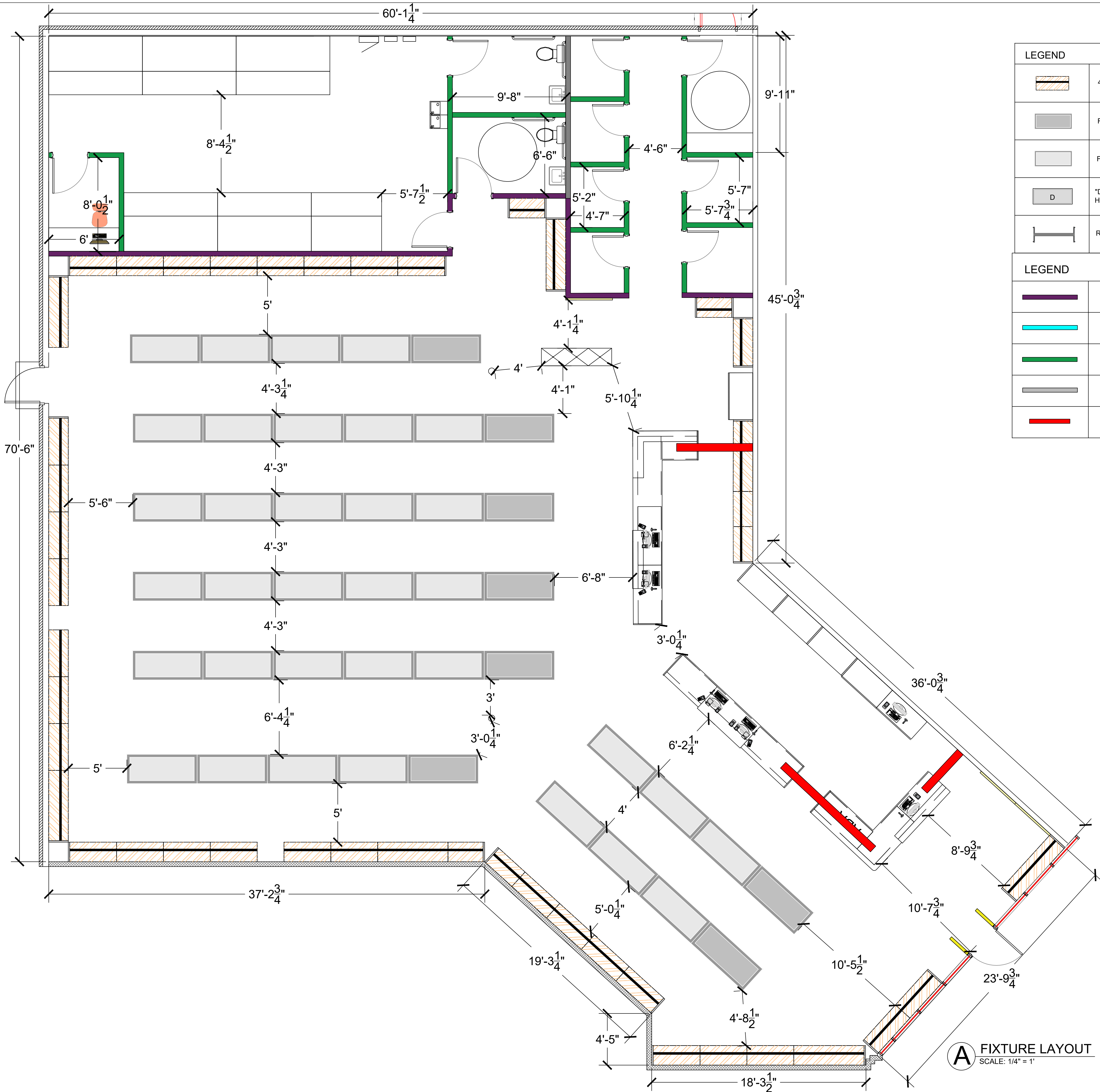
DATE:
9.23.2025

APPROVED BY:

DRAWN BY: EMILY STECK

SCALE:
NOTED

3



LEGEND			
	4' Hang Rod Women's		3' Round Display
	Floor Rack: End Piece		4 Way Display
	Floor Rack: Middle Piece		Sunglass Spinner
	"D" Indicates Double High Shoe Shelf		Jewelry Spinner
	Rolling Rack		DR Station

LEGEND	
	NEW CONSTRUCTION: FLOOR TO CEILING WALLS
	NEW CONSTRUCTION: 10' WALLS
	NEW CONSTRUCTION: 8' WALLS
	NEW CONSTRUCTION: EXISTING WALLS
	6' TRENCH FOR VOICE/DATE/POWER

NOTES	
Square Footage: 5,200 Linear FT: Retail Sales Floor: 4,000 Dressing Room SF: 342	
6' Floor Racks: 42	504
4' Floor Racks: 0	0
4' Wall Section: 31	248
3' Wall Section: 6	36
6' Wall Section: 7	84
Total Linear FT: 872	
NOTES	
Counter is Option A at the length of 37'1"	
This layout effects all pages here after, please let us know if there any changes that need to be made immediately. DO NOT MOVE FORWARD WITH ANY CHANGES UNLESS APPROVED.	

A FIXTURE LAYOUT
SCALE: 1/4" = 1'

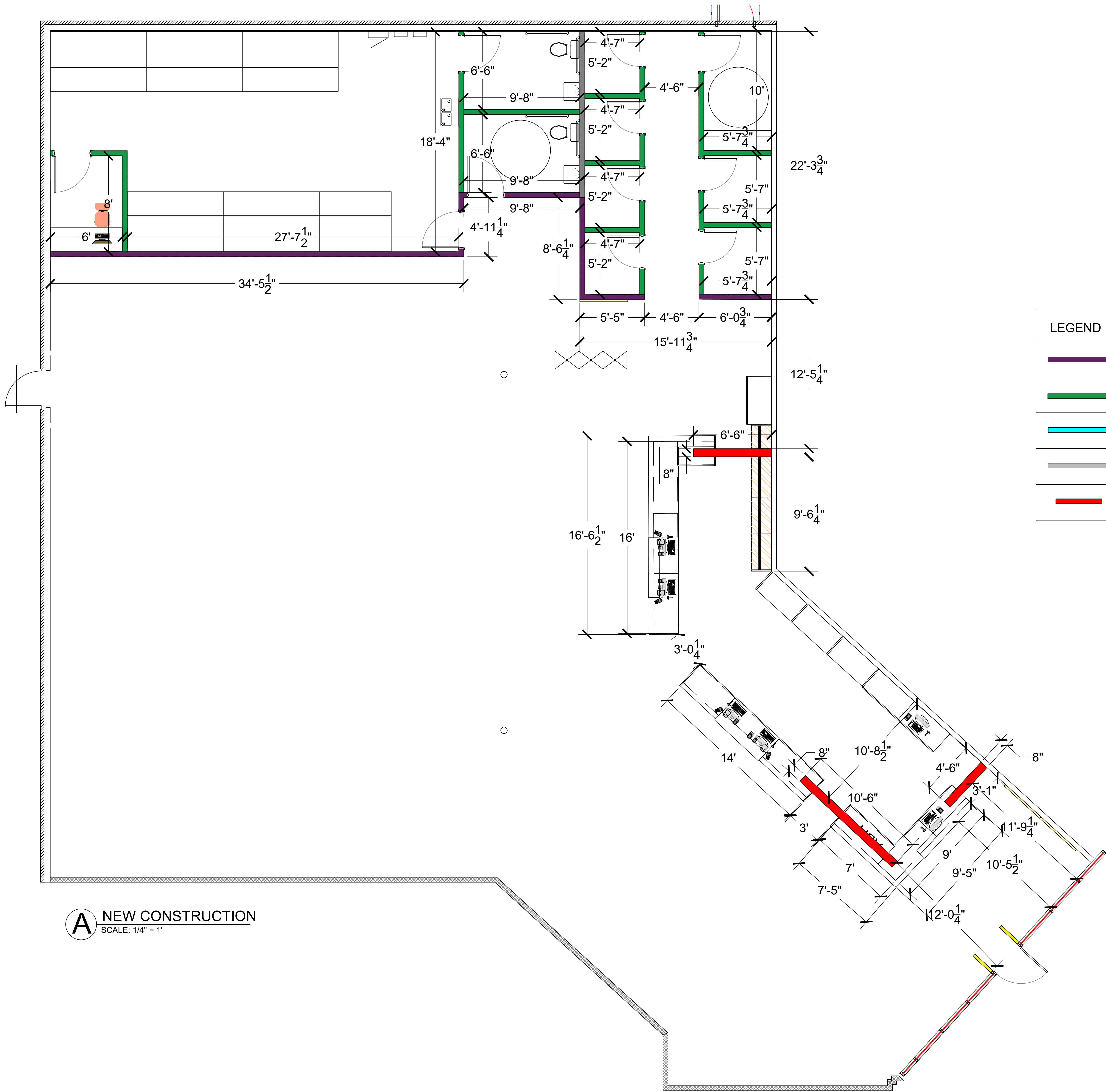


39 E EAGLE RIDGE DR, SUITE 100,
NORTH SALT LAKE, UT 84054
PHONE #: 801.359.0071

©2018 - New Service/Upwork - Cheapside/Asseel/Logan/2021 Trademarked UC Logos/UPQUC Logo - Horizontal v2 - Revised.jpg

PROJECT:	MCKINNEY, TX
FRANCHISEE:	AMANDA WALLS
ADDRESS:	2414 WEST UNIVERSITY DR MCKINNEY, TX 75071

TITLE:	FIXTURE LAYOUT
DATE:	9.23.2025
APPROVED BY:	
DRAWN BY:	EMILY STECK
SCALE:	NOTED
	4



NOTES

TRENCH:
Cut 7'6" x 8", 10'6" X 8", & 4'6" X 8" trench in floor in area marked in red. Place one 1" PVC and two 2.5" PVC conduits in this trench: The 2.5" conduits are Voice/Data and the 1" one is for Power cords

****All pillars will be painted and made as small as possible, this will help make sure your racks will fit correctly.**

IMPORTANT INFORMATION:

****You must conceal all the wires, they will need to be aesthetically pleasing**

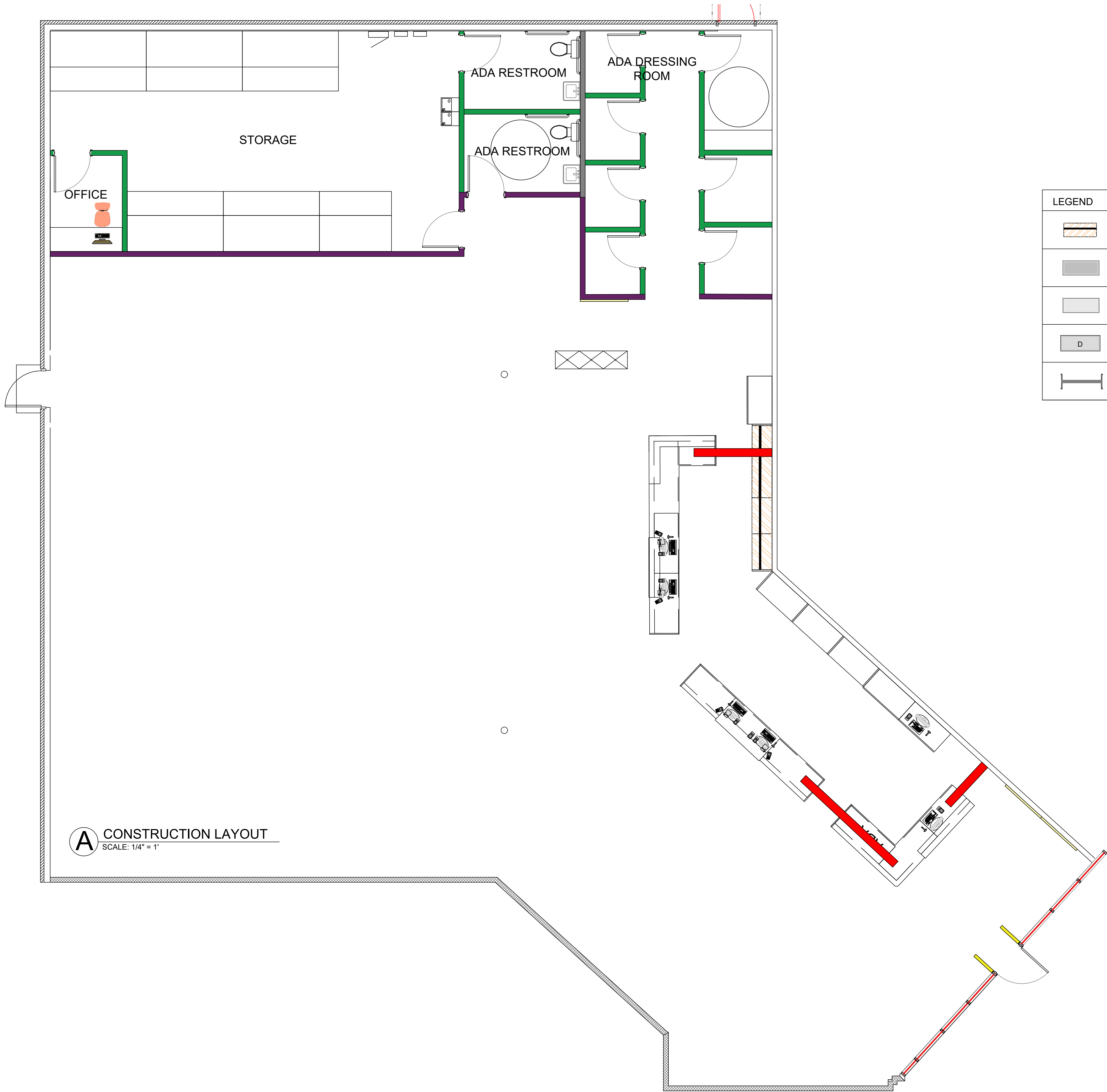
LEGEND	
	NEW CONSTRUCTION: FLOOR TO CEILING WALLS
	NEW CONSTRUCTION: 10' WALLS
	NEW CONSTRUCTION: 8' WALLS
	NEW CONSTRUCTION: EXISTING WALLS
	6' TRENCH FOR VOICE/DATE/POWER

O:\BareCamp\Layout\TAU\FG\WEB\BareCamp_Stacked_Red_Web-01.jpg

39 E EAGLE RIDGE DR, SUITE 100,
NORTH SALT LAKE, UT 84054
PHONE #: 801.359.0071

O:\2016 - New Server\Ugdon Chagapala\Asst.dwg\2021 Tracked UC Logos\PGUC Logo Horizontal v2 - Revised.jpg

PROJECT: MCKINNEY, TX	FRANCHISEE: AMANDA WALLS
	ADDRESS: 2414 WEST UNIVERSITY DR MCKINNEY, TX 75071
TITLE: NEW CONSTRUCTION	
DATE: 9.23.2025	
APPROVED BY:	
DRAWN BY: EMILY STECK	
SCALE: NOTED	5



O:\BassCamp\Logo\TAUPO\WEB\BassCamp_Stacked_Post_Web-01.jpg

39 E EAGLE RIDGE DR, SUITE 100,
NORTH SALT LAKE, UT 84054
PHONE #: 801.359.0071

O:\2018 - New Stores\Upfront Chaps\BassCamp\Logo\2021 Trademarked UC Logo\UPBUC Logo Horizontal V2 - Revised.jpg

PROJECT:
MCKINNEY, TX

FRANCHISEE:
AMANDA WALLS

ADDRESS:
2414 WEST UNIVERSITY DR
MCKINNEY, TX 75071

TITLE:
CONSTRUCTION LAYOUT

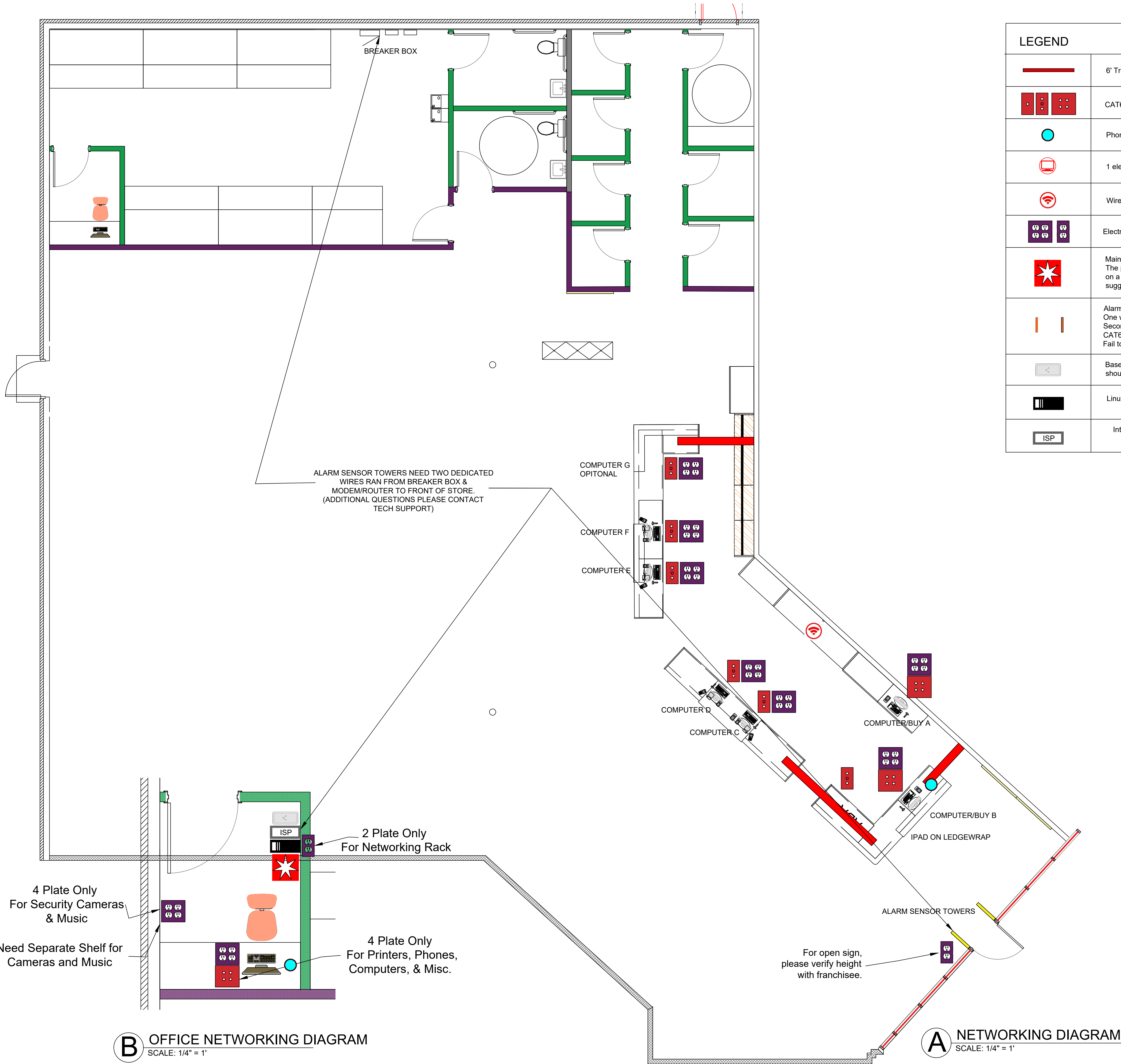
DATE:
9.23.2025

APPROVED BY:

DRAWN BY: EMILY STECK

SCALE:
NOTED

6



LEGEND	
	6' Trench for Voice/Data/Power- 3 conduits to separate power and data
	CAT6 runs under counter w/ Power.
	Phone line. 1 cable run. 2 terminations (1=2 and a 2)
	1 elevated CAT6 run for wall-mounted TV. Note the TV's will also need power
	Wireless Access Point (WHIP)
	Electrical wall outlet (number of outlets: 4) All outlets are inside cabinets, under the counter
	Main hub, containing point of entry device (modem), router, 16 port switch, patch panel. The patch panel and switch should be wall-mounted, the modem, router, and power can sit on a shelf. This is also the location of your desk/office computer. This location is only suggestion, but needs to be in the back room and easily accessible.
	Alarm Sensor Towers- You will need to install two dedicated line (wires) for these towers. One wire will run from your breaker box to the alarm sensor towers in the front of your store. Second wire will run from Netgear router to the alarm sensor towers this will need to be a CAT6. Fail to have an individual lines installed can have failure in the towers.
	Basecamp Router- You will need to install prior to any other electrical installations. This box should be located by your modem typically in the office.
	Linux Server- You will need this for your Baseline and Q to work properly. It will be installed next to your Netgear Box on the wall.
	Internet Service Provider (ISP) Modem- Install next to Netgear and Linux server (ADDITIONAL QUESTIONS PLEASE CONTACT TECH SUPPORT)

- Electrical Outlets:**
- 1 outlet every 20' on the perimeter walls
 - 1 behind both TV's
- INTERNET & NETGEAR**
- **THESE WILL NEED TO BE INSTALLED BEFORE ANY OTHER WIRING HAPPENS**
 - **Netgear should be located by modem**

Counter outlets should correspond to network locations

- All data and phone runs should terminate in a well labeled wall plate or patch panel, with the exception of the ceiling mounted WAP which can terminate in a male connection.
- Phone line wall plates have two ports, A 1+2 jack and a 2 only jack. Your wiring guy should understand how to take the two outputs from your telephone provider, put them into a 1+2 wire, and then wire to the office phone and then on to the front counter with the terminations as we've specified.
- IF CONDUIT IS USED TO RUN DATA WIRING FROM THE OFFICE/NETWORKING RACK TO THE COUNTER IT NEEDS TO BE 2" CONDUIT.

IMPORTANT INFORMATION:
****You must conceal all the wires, they will need to be aesthetically pleasing**
****You will need to verify all data lines and outlets with your architect and contractor to ensure you have all that you will need to run your store. Our layouts are a starting off point.**



39 E EAGLE RIDGE DR, SUITE 100,
NORTH SALT LAKE, UT 84054
PHONE #: 801.359.0071



01/2018 - New Server Uplown Changakata/Asset/Labeled/2021 Trademarked LUC Logo/PSU/LC Logo Horizontal V2 - Renewal.jpg

PROJECT:	MCKINNEY, TX
FRANCHISEE:	AMANDA WALLS
ADDRESS:	2414 WEST UNIVERSITY DR MCKINNEY, TX 75071

TITLE:
NETWORKING DIAGRAM

DATE:
9.23.2025

APPROVED BY:

DRAWN BY: EMILY STECK

SCALE:
NOTED

USE THIS LINK (WIKI PAGE) TO GET THE INFORMATION
YOU WILL NEED FOR TECHNICALLY SUPPORT ON YOUR
SET UP OF YOUR STORE.

- <https://wiki.bcfranchise.com/tech/technical-support/new-store-startup-guide-tech>

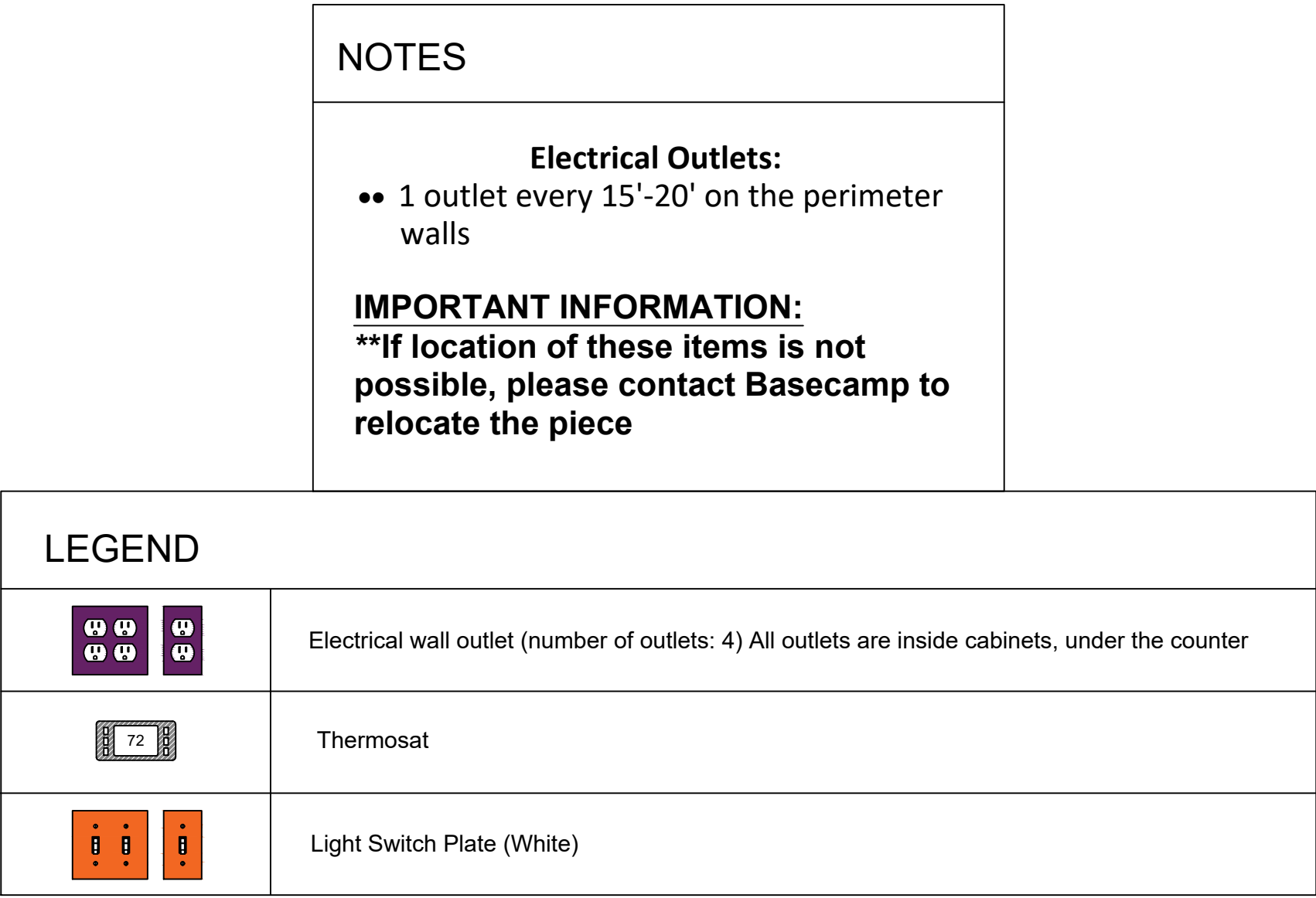
- All ethernet runs should be Cat6 certified gigabit cabling, well labeled at the terminations. A numbered network map using a floor plan like this one should be left attached to the wall near the patch panel.
- When your ISP/phone service asks where to install their device (modem), chose the Main hub in the office. Ideally you should wall-mount them in a very accessible location. You may need a small shelf to sit your router and power supply on.
- Each computer location will have a network wall plate near the computer. Each wall plate will contain at least 4 connections. One of those connections is for the computer, the other is for the credit card machine and the remaining two data ports are for tag/label printers.
- Phone lines should be terminated to 2 phone jacks so that 1 jack has both lines(1+2) and the other has line 2 as primary (for use as backup by the CC machines at front counter and for fax in office)
- Optional: but recommended: make an Ethernet run for a port or two for your computer/printer in the office. Need for this will depend on how close you are to your main hub in your office computer/printer. If they are close enough, you can just a patch cable instead.
- All in-wall lines should end in ‘female’ terminations, with the exception of the ceiling mount for the WAP
- Use the guideline ‘Clean, but accessible’ when mounting equipment. Employees should be able to get access the equipment once the store fills up.
- Every TV location will need an Ethernet run for digital signage.
- Camera systems are not directly connected to the store's main network and are not listed on the floor plan. However, the DVR for the system is usually near the Main hub. Plan on Ethernet accessibility here.
- Also, While this isn't a power diagram, please note that you will need power to each individual TV. Additionally, the under-counter space will be cleaner and easier to maintain if you put a power outlet near each of the computers(corners). Power will NOT be needed near the ceiling-mounted WAP as it receives power over the network via PoE.

018awCanyLogoITMLPOWERBeeCany_Stacked_Ret_Web-01.jpg

39 E EAGLE RIDGE DR, SUITE 100,
NORTH SALT LAKE, UT 84054
PHONE #: 801.359.0071

©2018 - New Server/Upsown Cheapside/AsusLogo/2021 Trademarked UC Logo/UPCUC Logo Horizontal v2 - Revised.jpg

PROJECT:	MCKINNEY, TX	FRANCHISEE:	AMANDA WALLS	ADDRESS:	2414 WEST UNIVERSITY DR MCKINNEY, TX 75071
TITLE: NETWORKING NOTES					
DATE: 9.23.2025					
APPROVED BY:					
DRAWN BY: EMILY STECK					
SCALE: NW				8	



O:\BaseCamp\Logos\TM\UPG\WEB\BaseCamp_Stacked_Red_Web-01.jpg

39 E EAGLE RIDGE DR, SUITE 100,
NORTH SALT LAKE, UT 84054
PHONE #: 801.359.0071

O:\2018 - New Server\Uptown Cheapskate\Assets\Logos\2021 Trademarked UC Logos\JPG\UC Logo Horizontal v2 - Reversed.jpg

PROJECT: MCKINNEY, TX

FRANCHISEE:
AMANDA WALLS

ADDRESS:
2414 WEST UNIVERSITY DR
MCKINNEY, TX 75071

TITLE:
ELECTRICAL LAYOUT

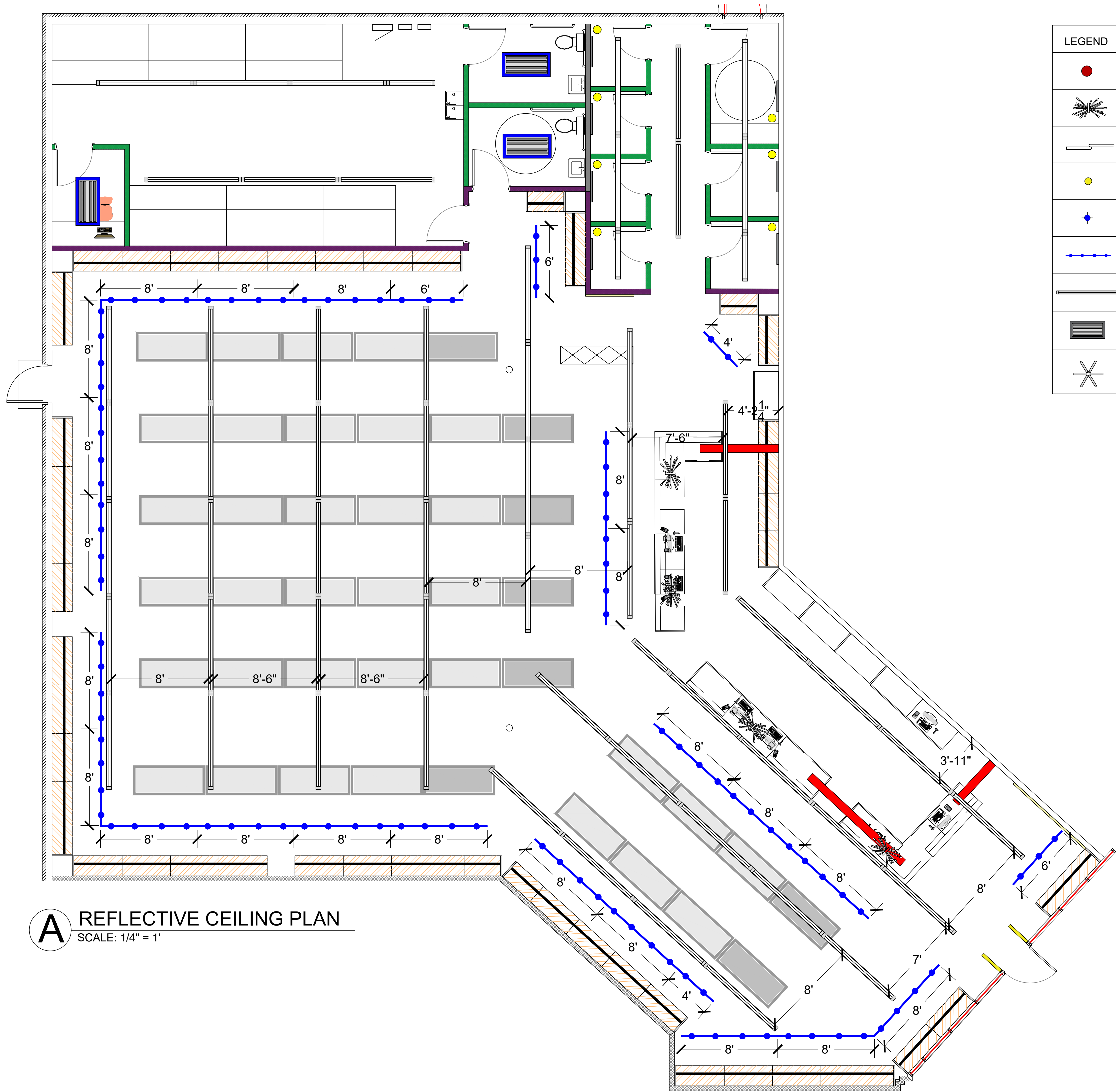
DATE: 9.23.2025

APPROVED BY:

DRAWN BY: EMILY STECK

SCALE:
NOTED

9



A REFLECTIVE CEILING PLAN
SCALE: 1/4" = 1'

LEGEND		
	PENDANT LIGHTS	IKEA HEKTAR Pendant Lamp 15" Coloration: Bronze or Dark Gray
	PENDANT CHANDELIER	Wayfair: Boleslav 10-Light Sputnik Sphere Chandelier Coloration: Oil Rubbed Bronze or Gold
	PENDANT CHANDELIER	Crate & Barrel : Beau Loop Brass Linear Pendant Light Coloration: Brass
	PENDANT/SCONCE LIGHTS	OPTION #1: Wayfair: Naleigh 1 - Light Dimmable Wall Chiere OPTION #2: IKEA: Brunsta/Hemma Black
	CAN LIGHTS	LED Recessed Downlight
	TRACK LIGHTING	WAC 8" "H" Style White or Black Track w/ PAR 30 Gimbal Ring Fixture w/ PAR30 Bulb (Halogen or LED)
	GENERAL LIGHTING	4' X 5' Linear Lighting 8' x 5' Linear Lighting
	GENERAL LIGHTING	2' X 4' Drop LED Lighting 2' x 2' Drop LED Lighting
	INDUSTRIAL FAN	

NOTES

General Lights
Install General Lights 12' off the floor. Lights have been placed in a specific location, if you find that for any reason they can not go in this place because of other items, please contact Emily or Rachel as we will need to adjust before installation.

Track Lights
Install Track 3' to 4' off wall (where possible) at 11' height.
Each 8' section of track should contain at least 4 track heads.

Counter Lights
Hang the Boleslav Sputnik or Beau Loop Brass pendants so the bottom of the pendant is at 8' off the floor. These pendants are purchased by the franchisee, not the contractor.


Dressing Room Lights
Put can lights into ceiling of dressing rooms

Speaker Placement
If you want placements of speakers please contact Emily

LHI Lighting/Graybar Account Information:
Can provide LED drop, pendant lighting, downlighting, etc.
Jason Newland, LC
P: 859.806.1776
jnewland@hlitg.com

NOTES

LIGHTING NUMBERS:
(4) 4' LINEAR LIGHTS
(58) 8' LINEAR LIGHTS
(3) 2' x 4' LIGHTS
(2) 4' TRACK
(3) 6' TRACK
(22) 8' TRACK
(101)HEADS



39 E EAGLE RIDGE DR, SUITE 100,
NORTH SALT LAKE, UT 84054
PHONE #: 801.359.0071

O:\2018 - New Seven\Updown Cheapskate\Assets\Logo\2021 Trademarked LCL Logo\UPDUC Logo Horizontal v2 - Reversed.jpg

PROJECT: **MCKINNEY, TX**
FRANCHISEE: **AMANDA WALLS**
ADDRESS: **2414 WEST UNIVERSITY DR
MCKINNEY, TX 75071**

TITLE:
REFLECTIVE CEILING PLAN

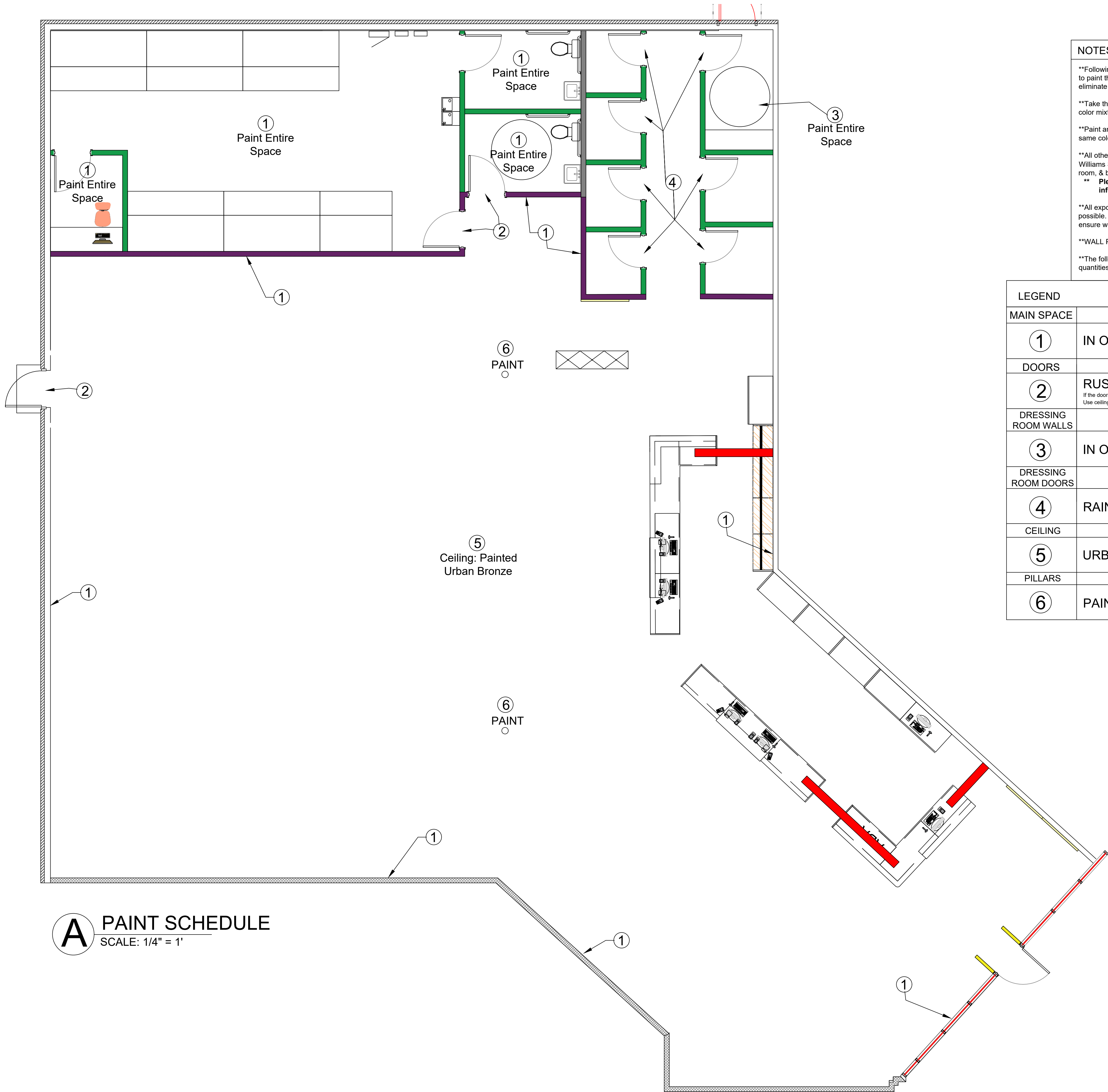
DATE:
9.23.2025

APPROVED BY:

DRAWN BY: EMILY STECK

SCALE:
NOTED

10



NOTES

Following demolition and construction have your general contractor arrange to paint the interior **BEFORE installing the flooring and outriggers. This will eliminate the problems associated with paint spills.

**Take the color specifications to your local hardware store where the exact color mixture can be provided.

**Paint any wood trim pieces (door frames, baseboards, crown molding) the same color as the wall it is on.

All other doors inside the store should be painted **Rustic Gray (Sherwin Williams SW3133) in semi-gloss or **Urban Bronze** (see legend) (Office, back room, & bathroom)

**** Please look at Dressing Room Interior Elevation page 17 for more information on dressing room doors.**

**All exposed columns/pillars inside the store should be painted and small as possible. If you are wanting to use Slatwall please contact Emily, this will ensure we get it quoted on the Southwest fixture bid.

**WALL PAINT SPECS: Sherwin Williams Interior Paint- Satin Gallon

**The following specs are for a GALLON. If you're getting smaller or larger quantities, specify to the paint department as this changes tee formulation.

LEGEND		
MAIN SPACE		
①	IN OUR STARS	SHERWIN WILLIAMS: HGSW4022 BASE: SATIN CALL LOCAL SHERWIN WILLIAMS FOR PAINT
DOORS		
②	RUSTIC GRAY <small>If the door has not been stained or painted prior use Rustic Gray Use ceiling paint in Satin if doors have been stained or painted.</small>	SHERWIN WILLIAMS: SW3133 BASE: S-GLOSS/SEMI-GLOSS
DRESSING ROOM WALLS		
③	IN OUR STARS	SHERWIN WILLIAMS #HGSW4022 BASE: SEMI-GLOSS ENAMEL
DRESSING ROOM DOORS		
④	RAINWASHED	SHERWIN WILLIAMS: SW6211 BASE: SATIN FINISH
CEILING		
⑤	URBAN BRONZE	SHERWIN WILLIAMS: SW7048 BASE: FLAT FINISH
PILLARS		
⑥	PAINT: IN OUR STARS	IN OUR STARS SHERWIN WILLIAMS #HGSW4022 BASE: SEMI-GLOSS ENAMEL

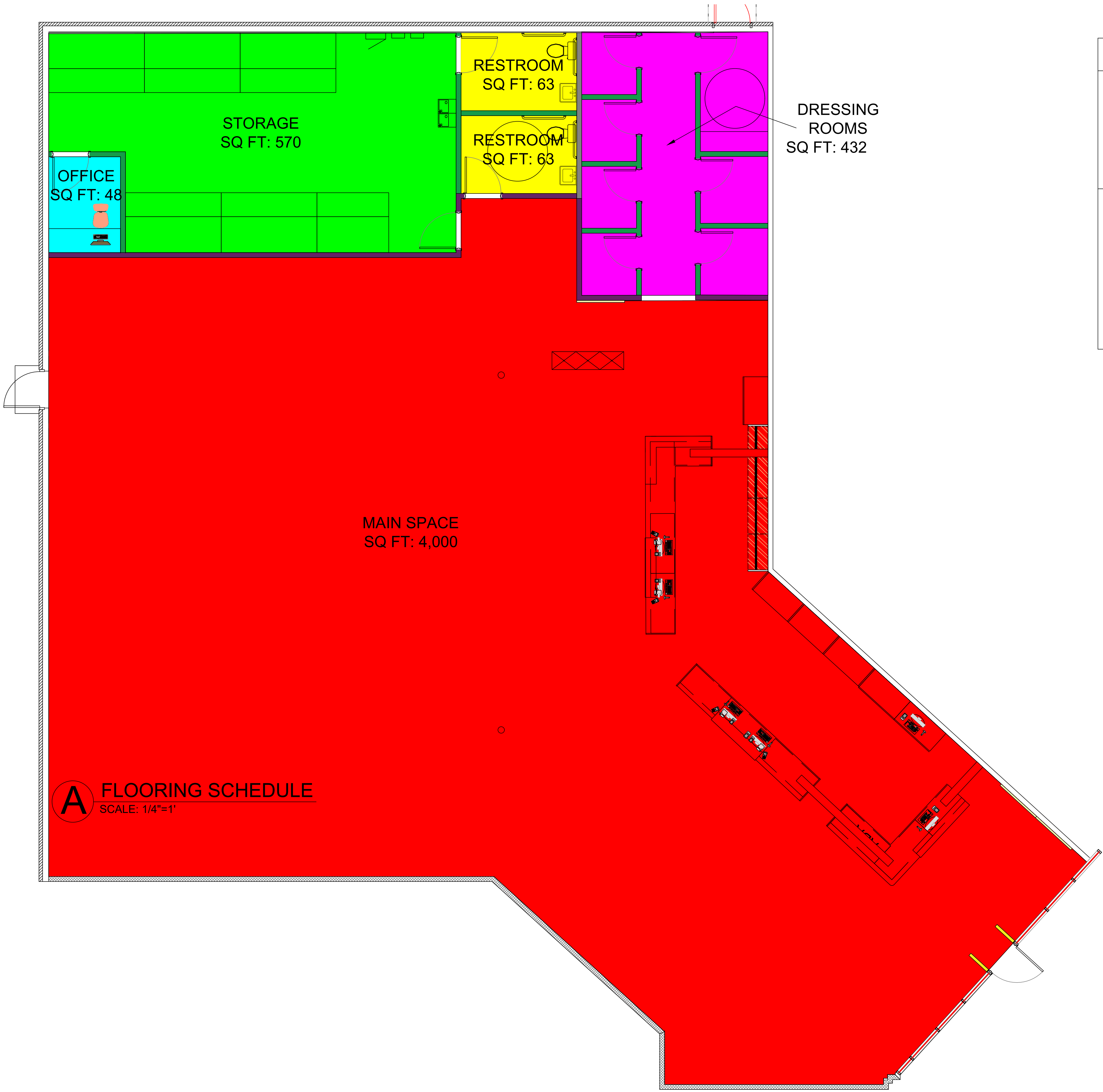
A PAINT SCHEDULE
SCALE: 1/4" = 1'



39 E EAGLE RIDGE DR, SUITE 100,
NORTH SALT LAKE, UT 84054
PHONE #: 801.359.0071

O:\2018 - New Sherwin\Lightroom Chaps\Assets\Assets\2021 Trademarked LCI Logos\PC\UC Log Horizontal v2 - Revised.jpg

PROJECT: MCKINNEY, TX	FRANCHISEE: AMANDA WALLS	ADDRESS: 2414 WEST UNIVERSITY DR MCKINNEY, TX 75071
TITLE: PAINT SCHEDULE		
DATE: 9.23.2025		
APPROVED BY:		
DRAWN BY: EMILY STECK		
SCALE: NOTED	11	



A FLOORING SCHEDULE
SCALE: 1/4"=1'

NOTES

- You have 2 options when it comes to your flooring, please order small samples so you can see colorations before making a decision.
- When laying the floor place it in a staggered pattern. DO NOT lay it brick style.
- Wall Base: 2 options are available.
 - First is black Flexco wall base or similar.
 - Second is MDF baseboard molding (more upscale look)


For Samples, Material Quotations and Place Material Contact:

Danielle Pittman
Customer Service Representative
Milliken & Company
Phone #: 706.880.3924 or 800.528.8453
Email: Danielle.Pittman@Milliken.com


For any other Questions Contact:

Summer Hansen (Contract Account Manager)
Milliken & Company
Phone #: 801.440.5129
Email: Summer.Hansen@Milliken.com

LEGEND MILLIKEN & COMPANY



COLLECTION: LUXURY VINYL WOOD
NAME: KOKUTAN
#KOK121



COLLECTION: LUXURY VINYL WOOD
NAME: ROSECLIFF CHERRY
#RSC206

C:\Bates\Carry\Logo\TM&P\GWB\BatesCarry_Stacked_Final_Web-01.jpg

39 E EAGLE RIDGE DR, SUITE 100,
NORTH SALT LAKE, UT 84054
PHONE #: 801.359.0071

O:\2018 - New Sites\Updown Chesapeake\Assets\Logo\2021 Trademarked LUC Logo\UP&UC Logo Horizontal v2 - Revised.jpg

PROJECT:	MCKINNEY, TX
FRANCHISEE:	AMANDA WALLS
ADDRESS:	2414 WEST UNIVERSITY DR MCKINNEY, TX 75071

TITLE:
FLOORING SCHEDULE

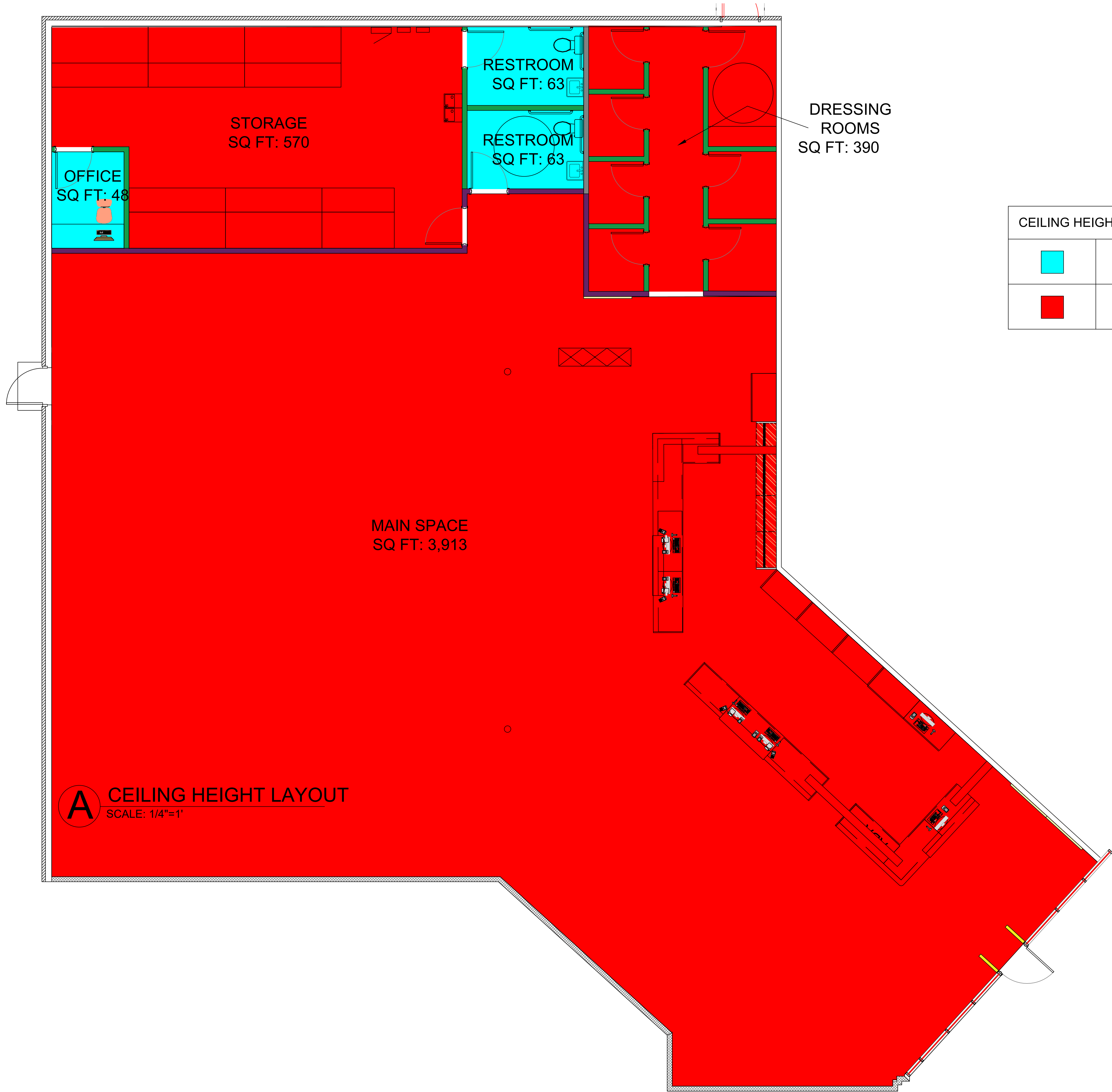
DATE:
9.23.2025

APPROVED BY:

DRAWN BY: EMILY STECK

SCALE:
NOTED

12



39 E EAGLE RIDGE DR, SUITE 100,
NORTH SALT LAKE, UT 84054
PHONE #: 801.359.0071

0:\2018 - New Sites\Updown Chesapeake\Assets\Logos\2021 Trademarked UIC Logos\UIC Logo Horizontal v2 - Revised.jpg

PROJECT:	MCKINNEY, TX
FRANCHISEE:	AMANDA WALLS
ADDRESS:	2414 WEST UNIVERSITY DR MCKINNEY, TX 75071

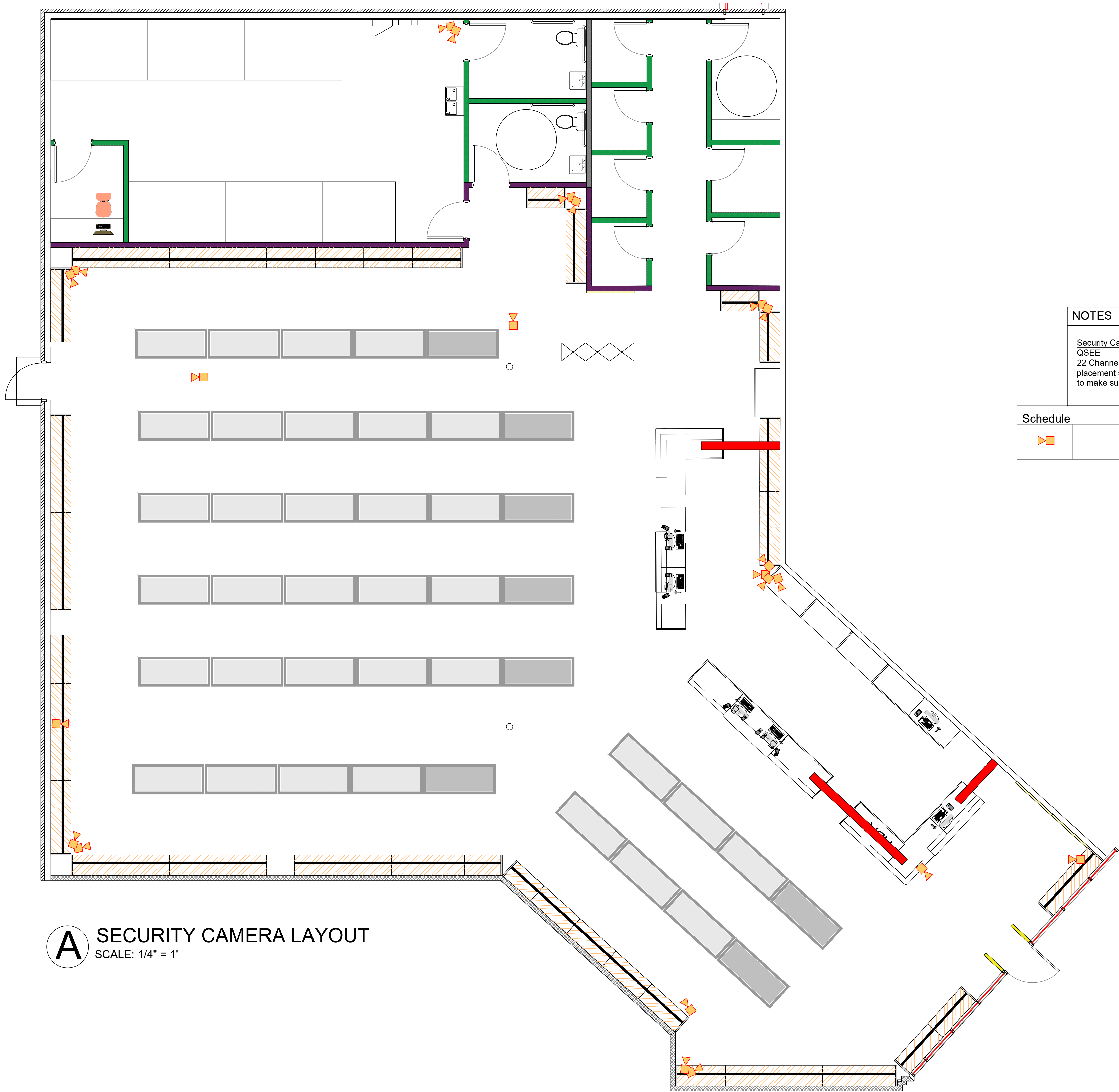
TITLE:
CEILING HEIGHT LAYOUT

DATE:
9.23.2025

APPROVED BY:

DRAWN BY: EMILY STECK

SCALE:	13
NOTED	




A SECURITY CAMERA LAYOUT
SCALE: 1/4" = 1'

NOTES

Security Cameras
QSEE
22 Channel System with 2 TB DVR. Mount cameras at 12' height. Camera placement shown here is a rough estimate—on site verification will be needed to make sure lighting or mechanical doesn't obstruct field of view.

Schedule

		22	SECURITY CAMERA	QSEE HD Camera
---	--	----	-----------------	----------------

O:\baseCamp\Layout\TM\FPGWESBawCamp_Stacked_Plot_Web-01.jpg

39 E EAGLE RIDGE DR, SUITE 100,
NORTH SALT LAKE, UT 84054
PHONE #: 801.359.0071

O:\2018 - New Server\Upson Cheagake\Assets\Layout\2021 Trademarked LC Layout\PCUC Log Horizontal v2 - Revised.jpg

PROJECT:
MCKINNEY, TX

FRANCHISEE:
AMANDA WALLS

ADDRESS:
2414 WEST UNIVERSITY DR
MCKINNEY, TX 75071

TITLE:
SECURITY CAMERA LAYOUT

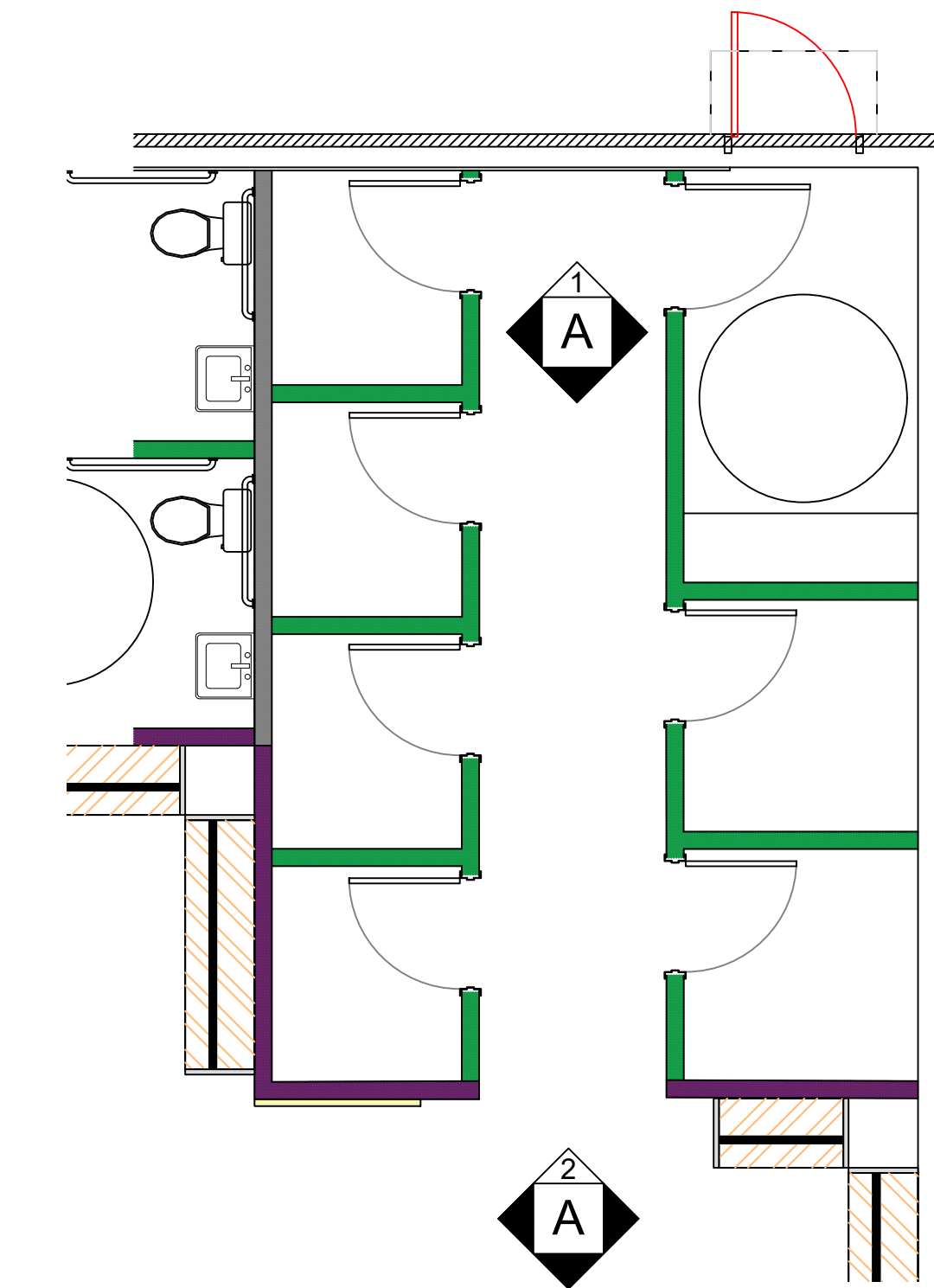
DATE:
9.23.2025

APPROVED BY:

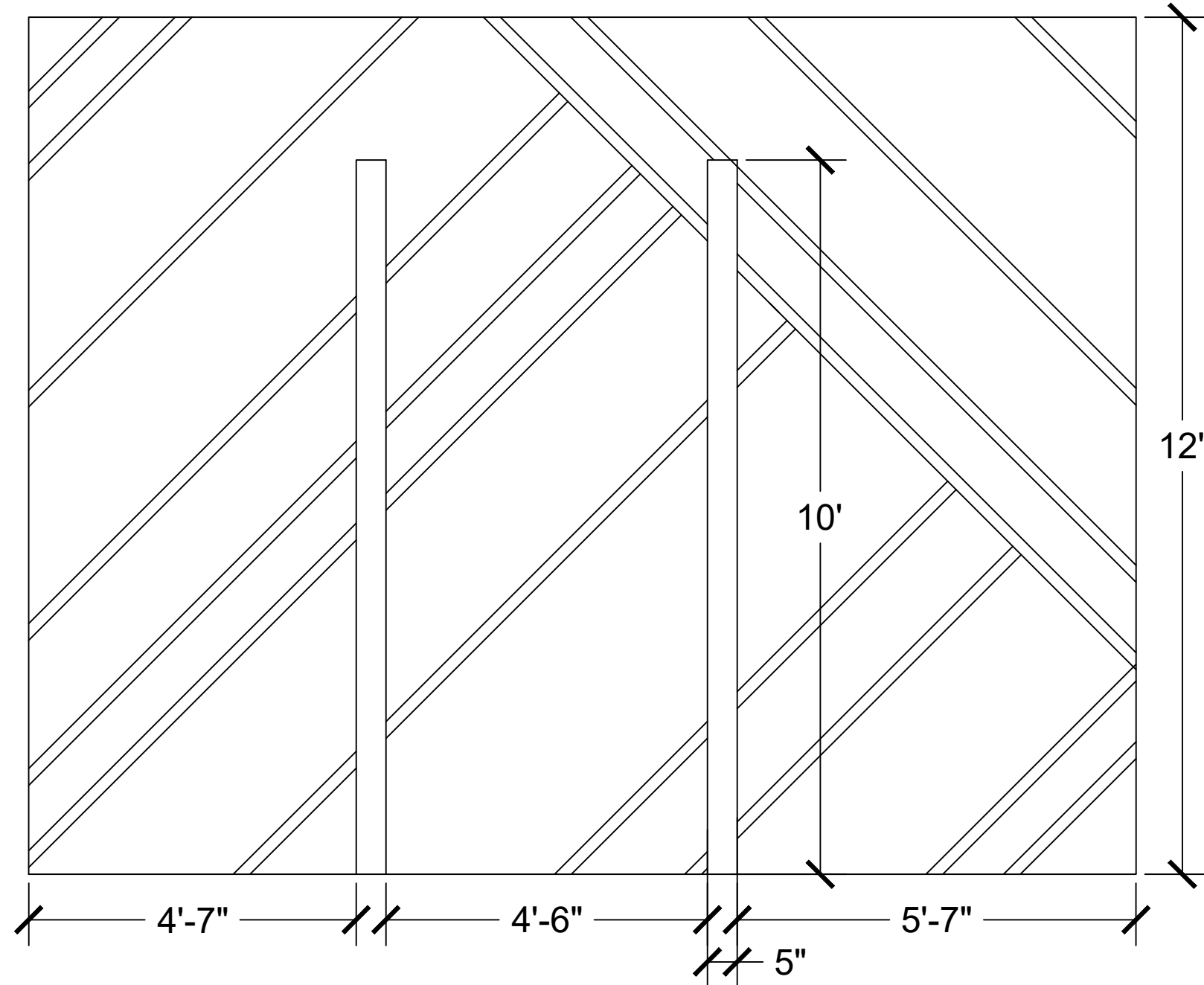
DRAWN BY: EMILY STECK

SCALE:
NOTED

14



A DRESSING ROOM LAYOUT
SCALE: 3/8"=1'

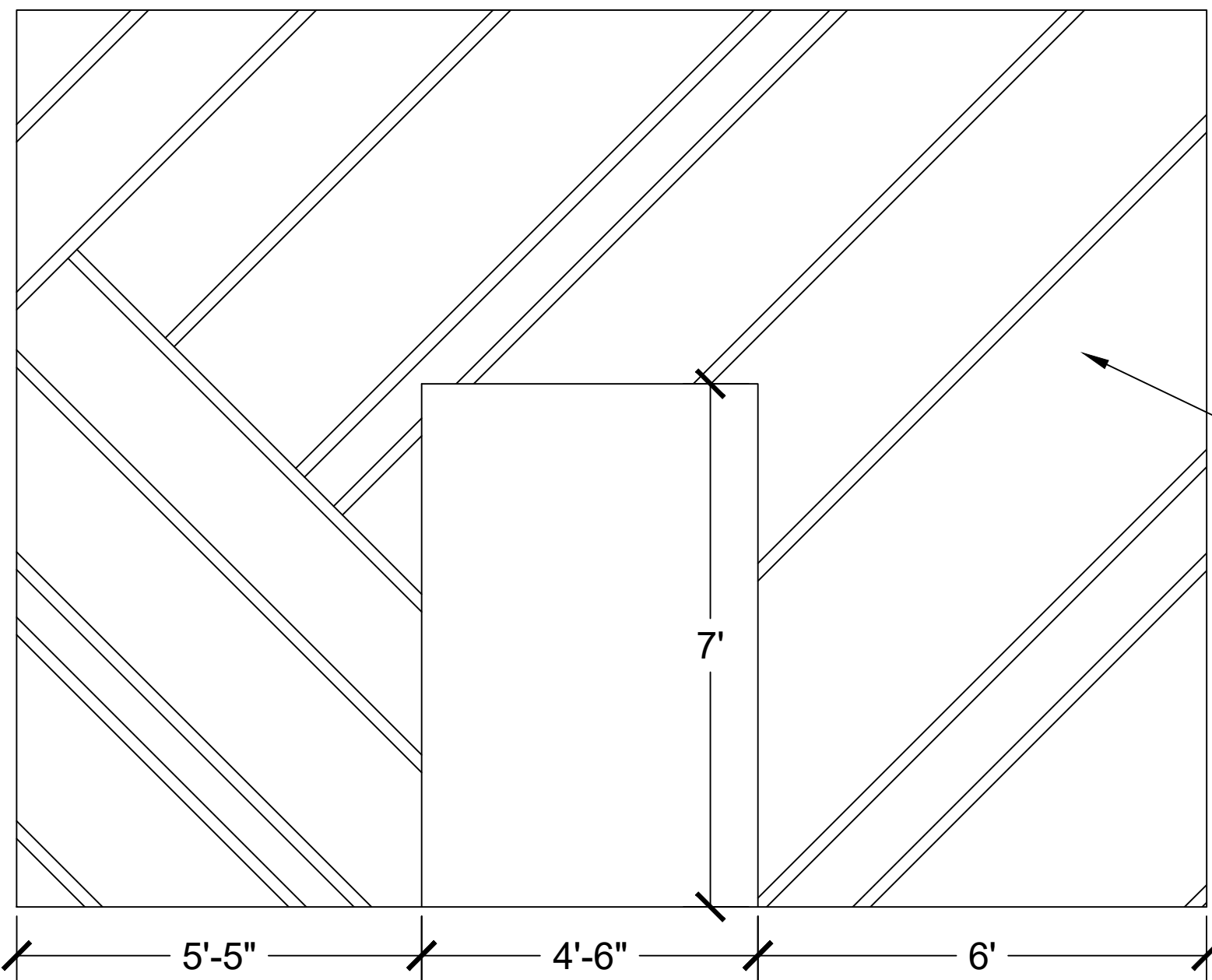


A1 DRESSING ROOM FRONT ELEVATION
SCALE: 1/2"=1'

WOOD OPTIONS

WOOD SLATS & PAINT

- Paint: Sherwin Williams:
In Our Stars HGSW4022
Base: Satin
- Wood: 1" x 3" x 8' or longer
- Contact:
Get locally at Home Depot or Lowes



A2 DRESSING ROOM INTERIOR ELEVATION
SCALE: 1/2"=1'



O:\BeeCamp\Logo\TA\PG\WEB\BeeCamp_Stacked_Web-01.jpg

39 E EAGLE RIDGE DR, SUITE 100,
NORTH SALT LAKE, UT 84054
PHONE #: 801.359.0071

O:\2018 - New Service\Updown Chasapala\Assets\Logo\2021 Trademarked LLC Logo\UP&UC Logo-Horizontal v2 - Reversed.jpg

PROJECT:
MCKINNEY, TX

FRANCHISEE:

AMANDA WALLS

ADDRESS:

2414 WEST UNIVERSITY DR
MCKINNEY, TX 75071

TITLE:
DRESSING ROOM WALL

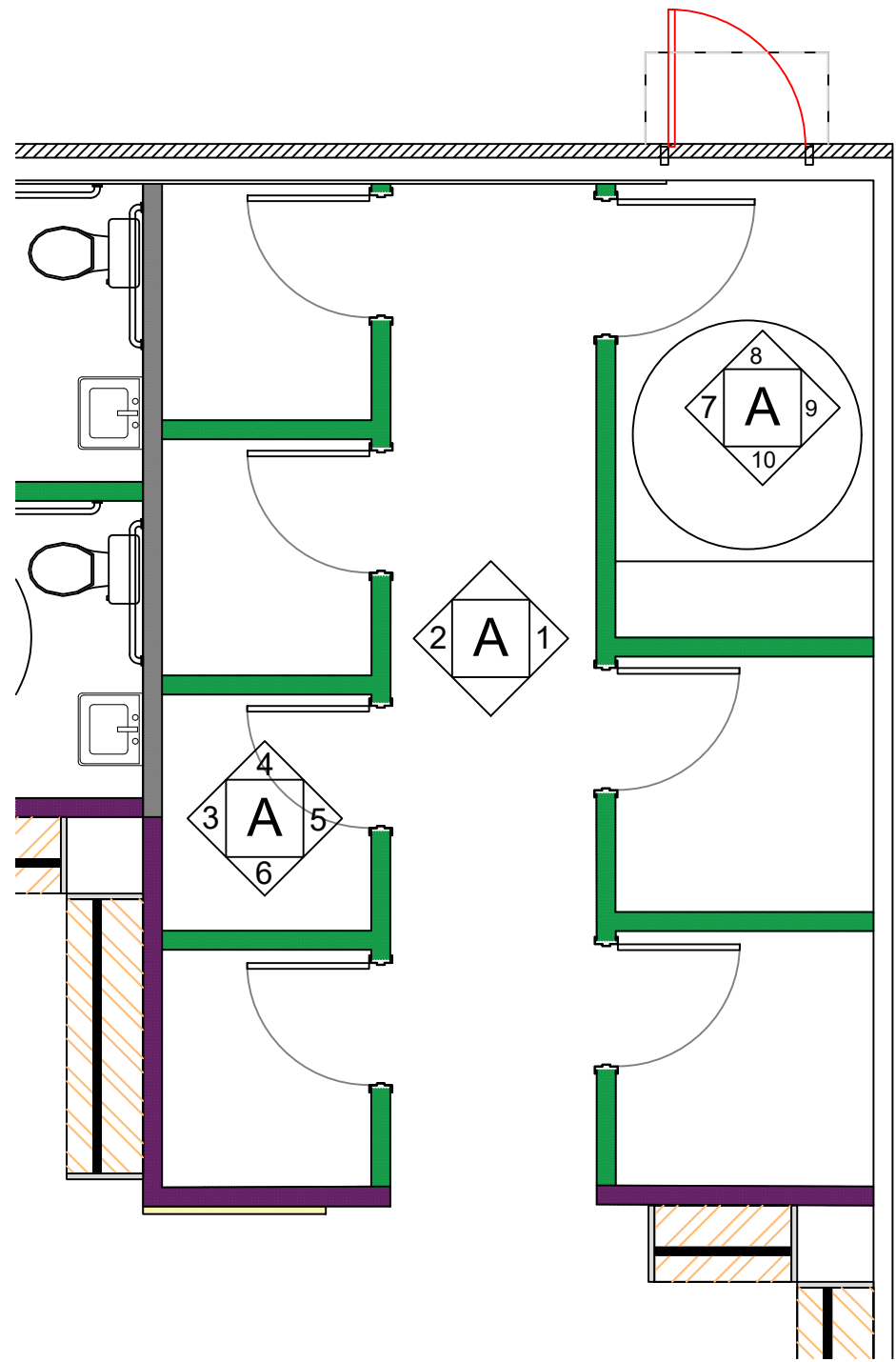
DATE:
9.23.2025

APPROVED BY:

DRAWN BY: EMILY STECK

SCALE:
NOTED

15



A DRESSING ROOM LAYOUT
SCALE: 3/8"=1'

NOTES

DOOR REQUIREMENTS

Door: 32" wide x 6' 8" tall Flat Panel door. Trim doors 12" on bottom and 4" on top. (ADA dressing door: 36" wide x 6'8" tall).

Hardware: Kwikset Carson Storeroom Door Lever keyed door hardware in Venetian Bronze finish. All hardware should be keyed with the same lock and auto lock when closed.

Door hinges: Self-Closing in Black.

Trim on Doors: Needs to be painted the coloration of the walls, **DO NOT** paint them the same color as the door.

Frame: 11"x 17" Black snap frame (purchased from Amazon) on back side of each door. Each month's promotional tool kit will contain a 11" x 17" poster to slide in.

Hooks in Hallway: Amazon "ZRM&E 3-Pack Folding Hooks" Black or Gold (match all hardware) along board (each room) 20" apart approximately to accommodate hangers

Paint:
Walls: Behr Premium Plus Interior - In Our Stars-Sherwin Williams Satin Sheen

Doors:(Seam Foam/Mint) Sherwin Williams Satin Finish: Rainwashed (SW 6211)

Inside Dressing Room: Sticker set goes in each room above hooks.

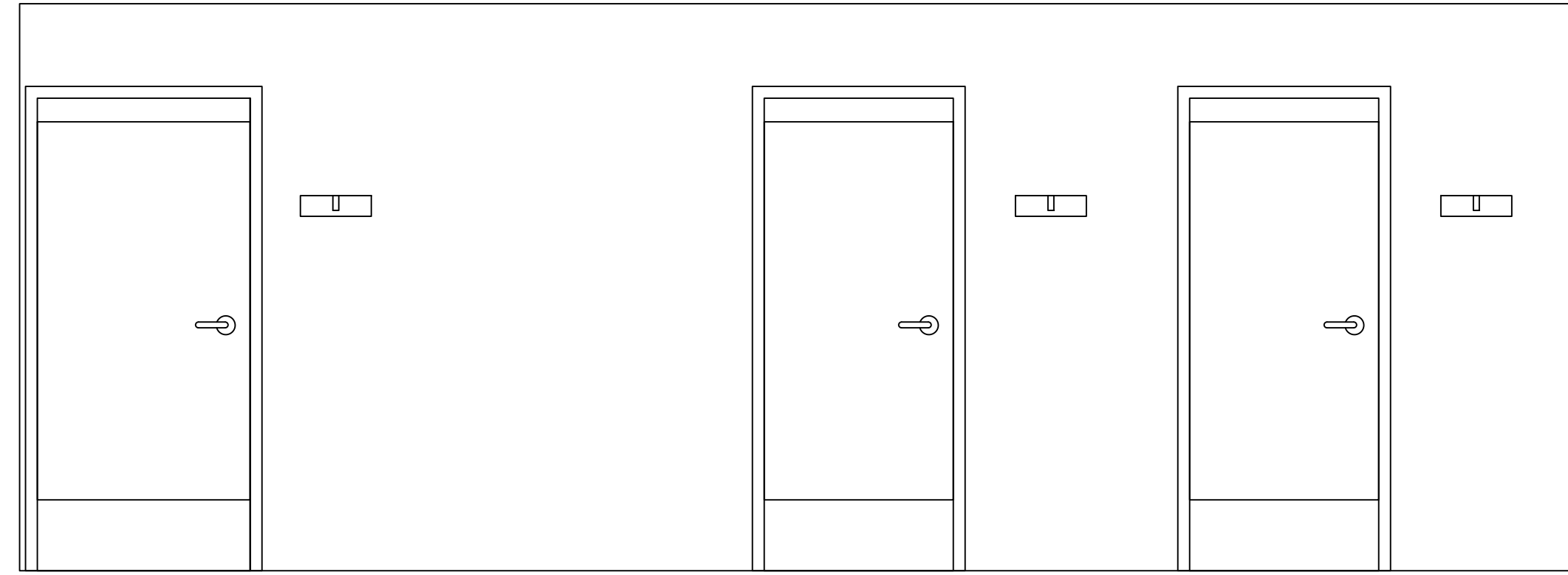
Wood: Install 3.5" wide piece of wood at 60" off floor (measure to bottom of MDF). Screw MDF directly into studs for strength. Patch/sand screw holes and paint to match.

Hooks: Amazon "ZRM&E 3-Pack Folding Hooks" Black or Gold (match all hardware) along board (each room) 20" apart approximately to accommodate hangers

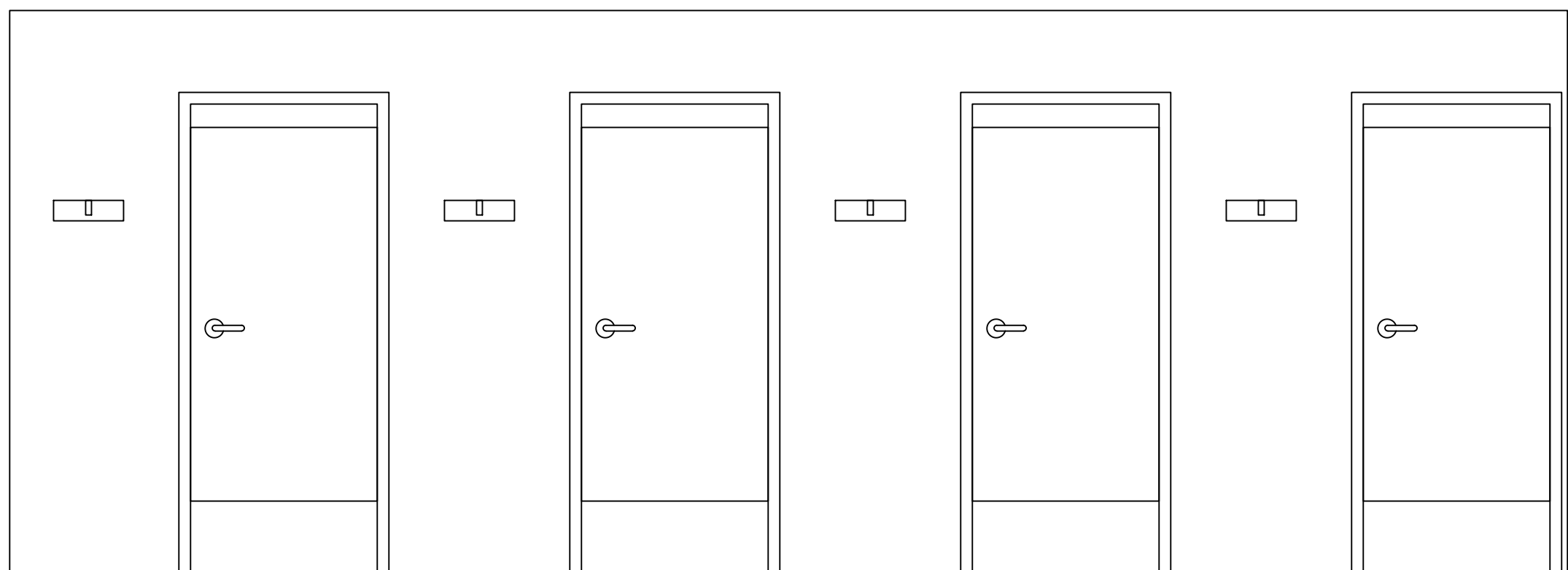
Mirror: IKEA
"Hovet" Black 30"W x 77"H.
"Sandtorg" Black 29.5"W x 70"H
Attach mirror 10" off ground (from bottom edge to floor) using hanging hardware.

ADA Bench: ADA bench is required to be a minimum of 5'W x 20"D x 18"-20"H Build fully enclosed and build to size of dressing room

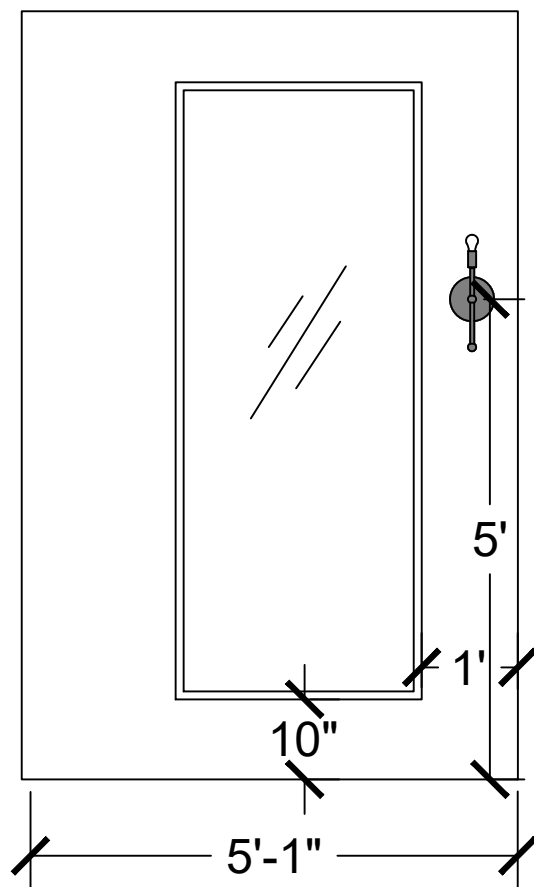
Optional: Seating (Brendon Bar/Counter Stool or Marius Stool)
Baseboard (3.5" wood baseboard interior of rooms)



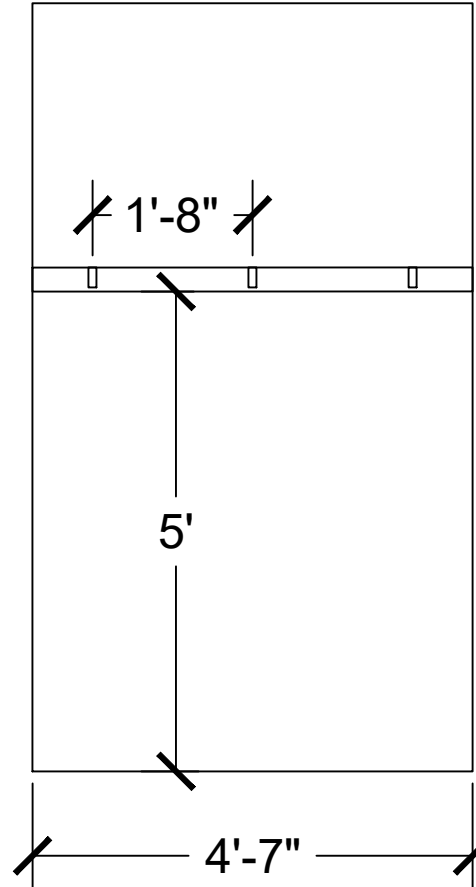
A1 DRESSING ROOM DOOR
RIGHT ELEVATION
SCALE: 1/2"=1'



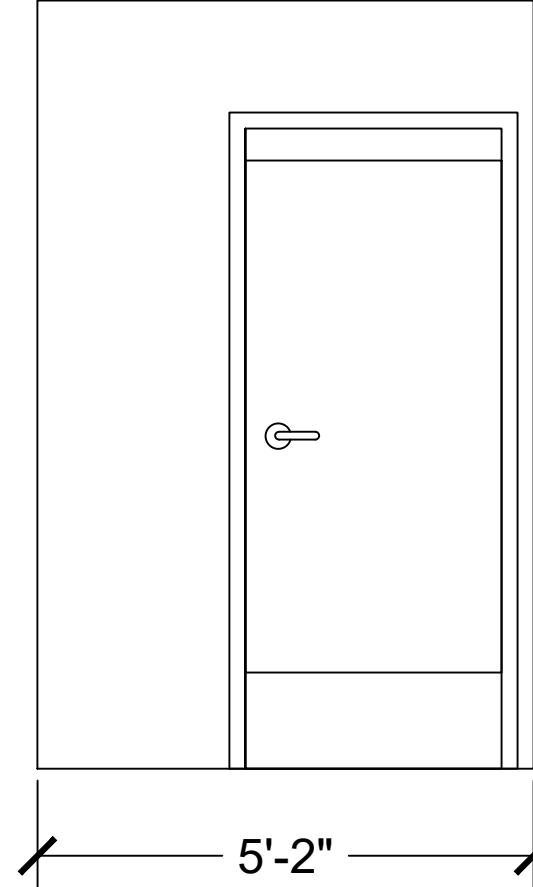
A2 DRESSING ROOM
FRONT ELEVATION
SCALE: 1/2"=1'



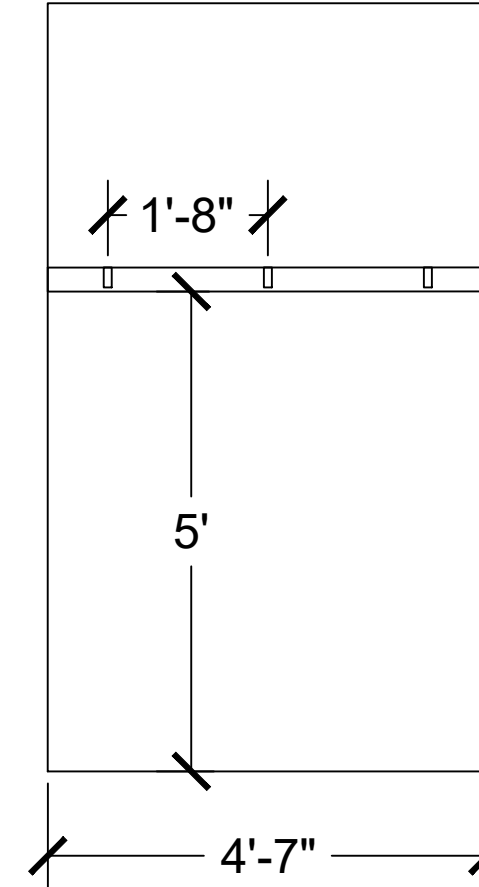
A3 DRESSING ROOM
FRONT ELEVATION
SCALE: 1/2"=1'



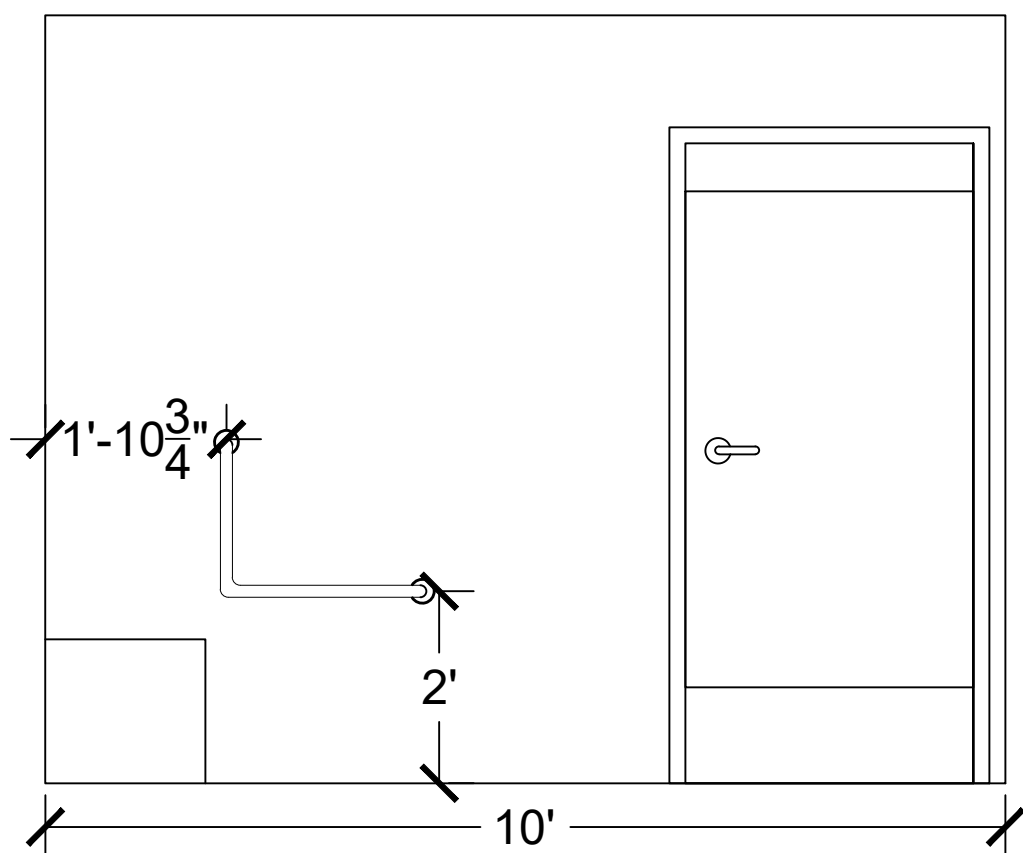
A4 DRESSING ROOM
FRONT ELEVATION
SCALE: 1/2"=1'



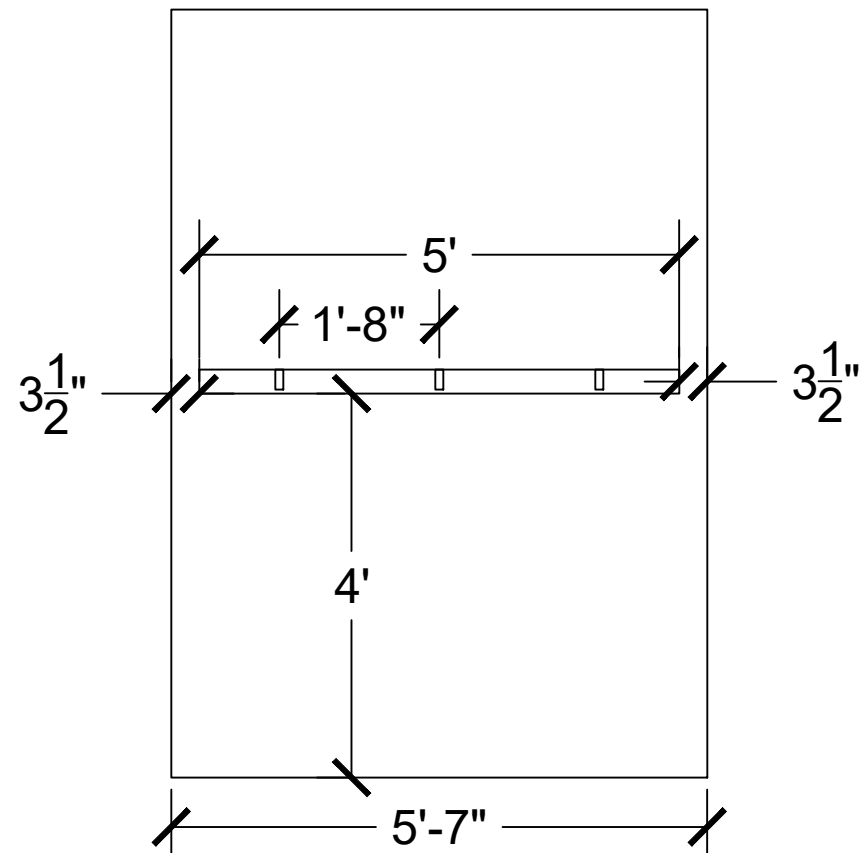
A5 DRESSING ROOM
FRONT ELEVATION
SCALE: 1/2"=1'



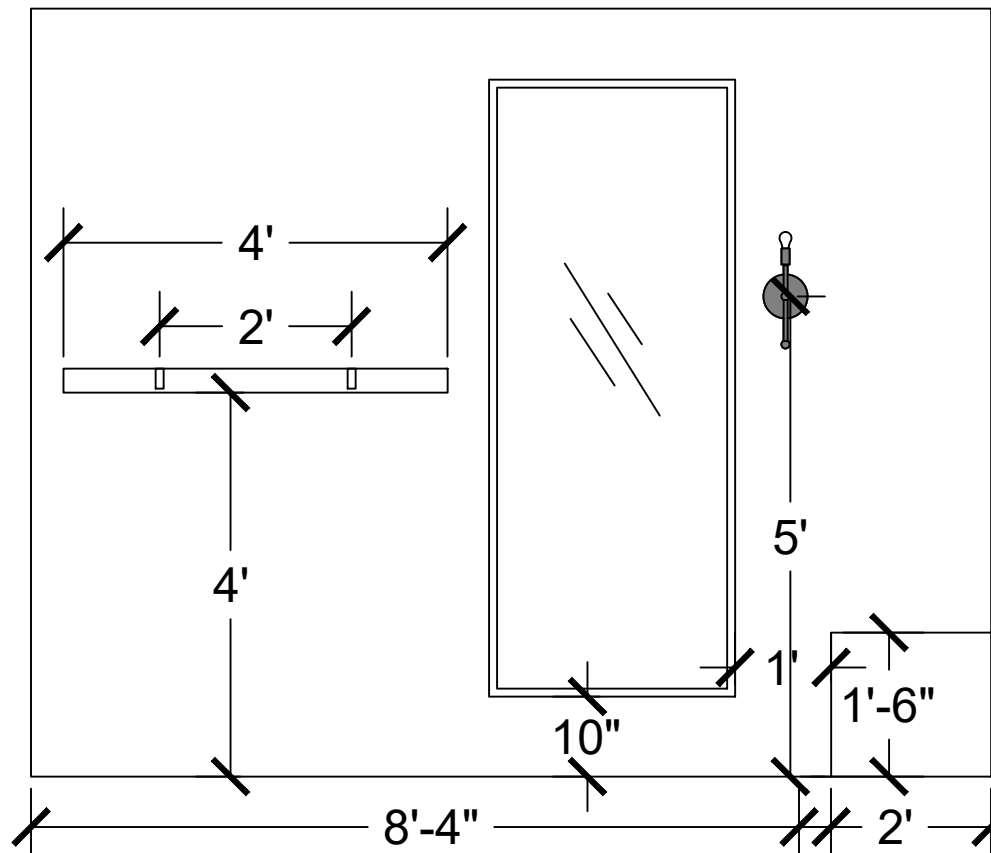
A6 DRESSING ROOM
LEFT ELEVATION
SCALE: 1/2"=1'




A7 DRESSING ROOM
BACK ELEVATION
SCALE: 1/2"=1'



A8 DRESSING ROOM
RIGHT ELEVATION
SCALE: 1/2"=1'



A9 DRESSING ROOM ADA
LEFT ELEVATION
SCALE: 1/2"=1'



A10 DRESSING ROOM ADA
FRONT ELEVATION
SCALE: 1/2"=1'

O:\BancCamp\Open\TMU\PO\WCB\BancCamp_Stairset_Plot_Web-01.jpg

39 E EAGLE RIDGE DR, SUITE 100,
NORTH SALT LAKE, UT 84054
PHONE #: 801.359.0071

O:\2018 - New Server\Updown Changkadee\Asset\Ugns\2021 Trademarked LCC Logos\IPS\UCC Log Horizontal v2 - Reviewed.jpg

PROJECT:
MCKINNEY, TX

FRANCHISEE:
AMANDA WALLS

ADDRESS:
2414 WEST UNIVERSITY DR
MCKINNEY, TX 75071

TITLE: DRESSING ROOM
DOORS/INTERIOR

DATE:
9.23.2025

APPROVED BY:

DRAWN BY: EMILY STECK

SCALE:


NOTED

16

0:0aawCampLogo/TAUP/WEBBaseCamp_Sheetset_Rev_Web-01.jpg

39 E EAGLE RIDGE DR, SUITE 100,
NORTH SALT LAKE, UT 84054
PHONE #: 801.359.0071

0:102018 - New ServerUprawn ChicagoState/AccessU Legal/2021 Trademarked UC Logo/UC Logo Horizontal V2 - Revised.jpg



PROJECT:
MCKINNEY, TX

FRANCHISEE:
AMANDA WALLS

ADDRESS:
2414 WEST UNIVERSITY DR
MCKINNEY, TX 75071

TITLE:
OUTRIGGERS & RAILS
LEFT WALL ELEVATION

DATE:
9.23.2025

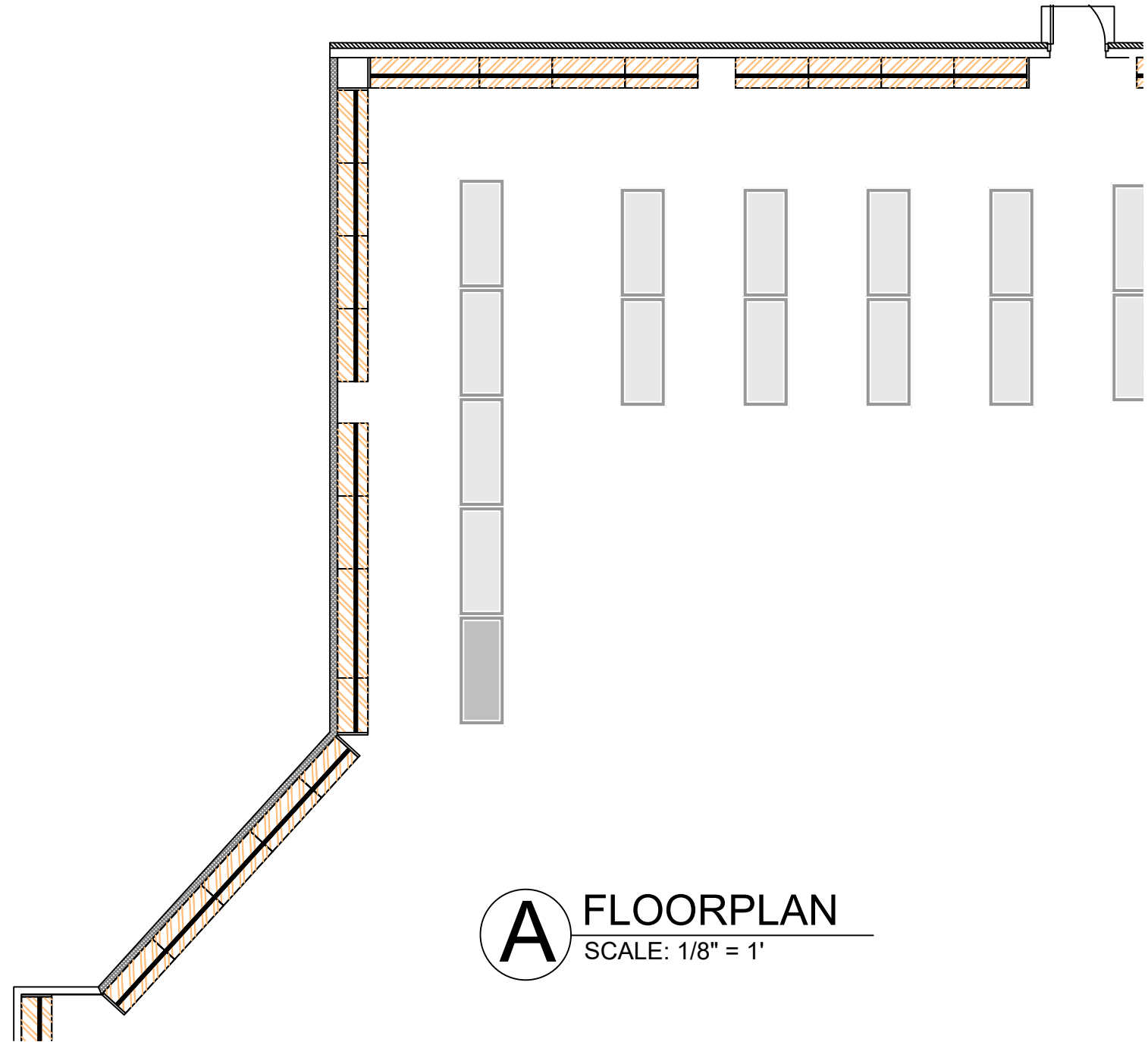
APPROVED BY:

DRAWN BY: EMILY STECK

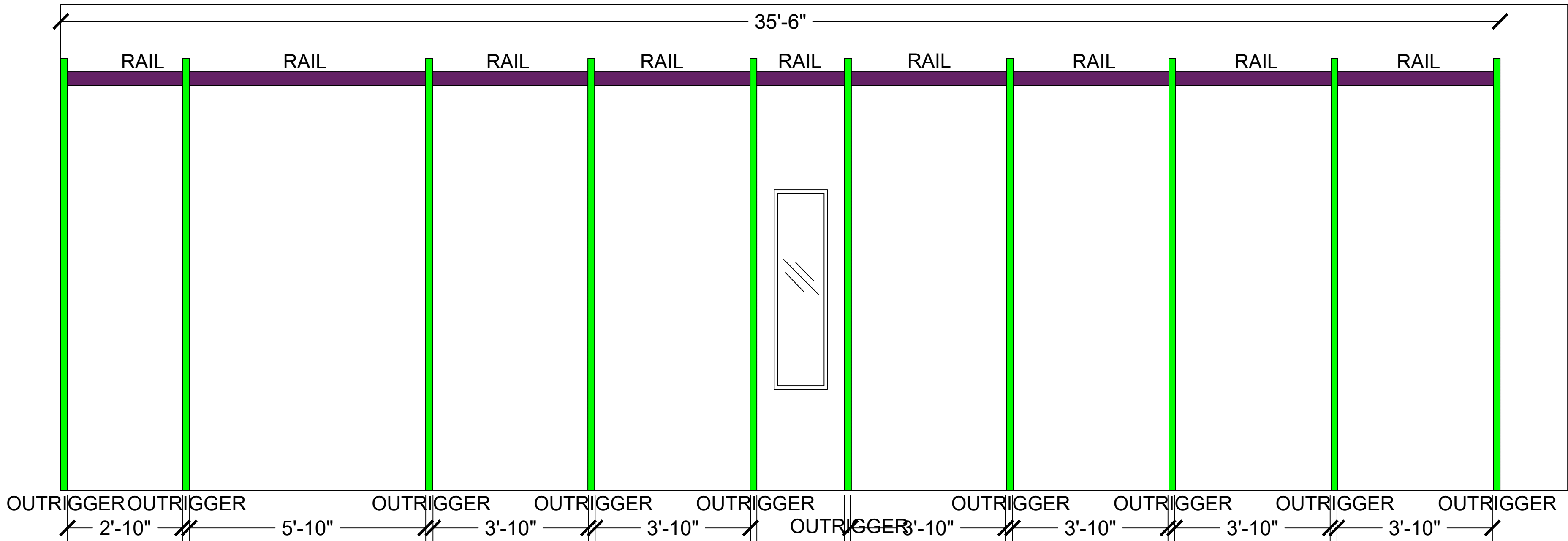
SCALE:

NOTED

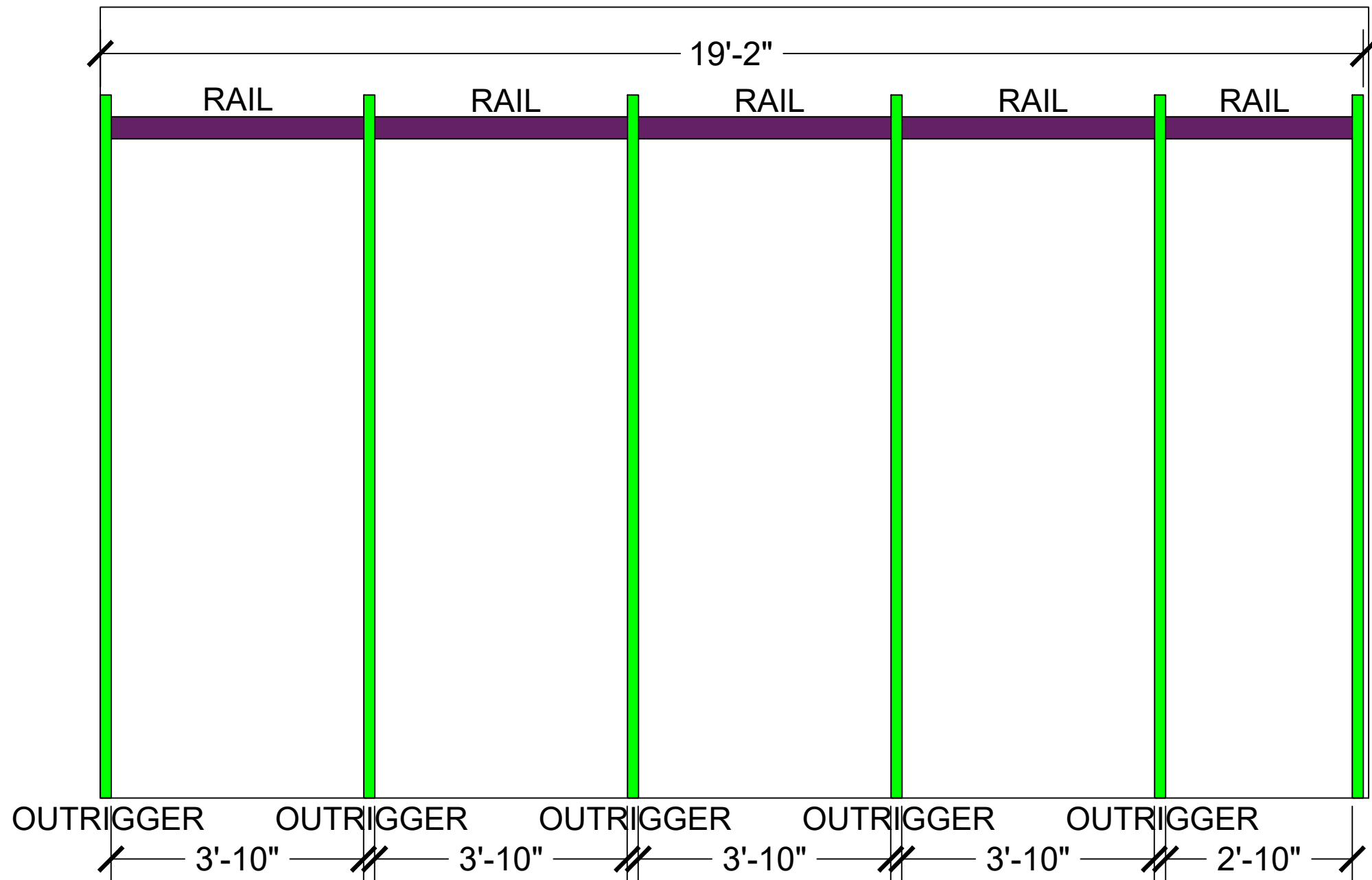
17





A FLOORPLAN
SCALE: 1/8" = 1'

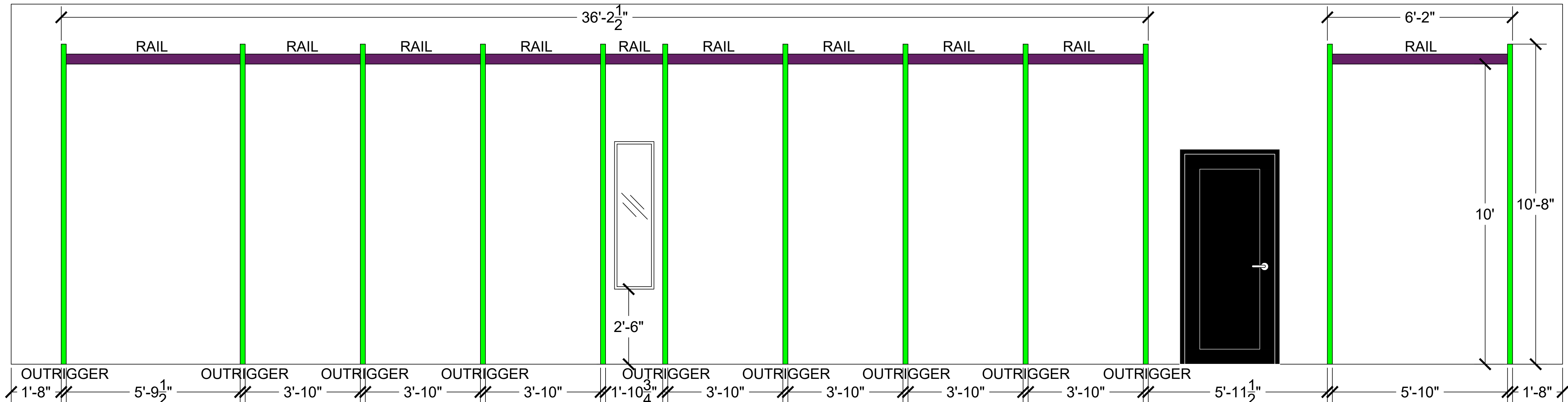


B OUTRIGGERS/RAILS LEFT WALL ELEVATION
SCALE: 1/2" = 1'



B OUTRIGGERS/RAILS LEFT WALL ELEVATION
SCALE: 1/2" = 1'

NOTES	LEGEND	
<u>CARLSON ORDER:</u> (28)-128" Outriggers (14)-8' Rails		8' Rail
Extra Notes: -Paint Walls IN OUR STARS unless stated other wise -Paint Ceiling Urbane Bronze -Attach Wall Rail at 10' (bottom edge height) -Please set up outriggers as per elevations. Fixtures are ordered according to elevations, if not set up as per elevations your number will be off. -Outriggers are 2" x 2" x 10'8" in size		128" Outrigger



B OUTRIGGERS/RAILS LEFT WALL ELEVATION
SCALE: 1/2" = 1'

39 E EAGLE RIDGE DR, SUITE 100,
NORTH SALT LAKE, UT 84054
PHONE #: 801.359.0071

O:\2018 - New Stores\UpTown Changakata\Aval\Legend\2021 Trademarked LCI Logos\UPG\UPG Logo Horizontal v2 - Reviewed.jpg

PROJECT:
MCKINNEY, TX

FRANCHISEE:
AMANDA WALLS

ADDRESS:
2414 WEST UNIVERSITY DR
MCKINNEY, TX 75071

TITLE:
**SHELVING PLACEMENT
LEFT WALL ELEVATION**

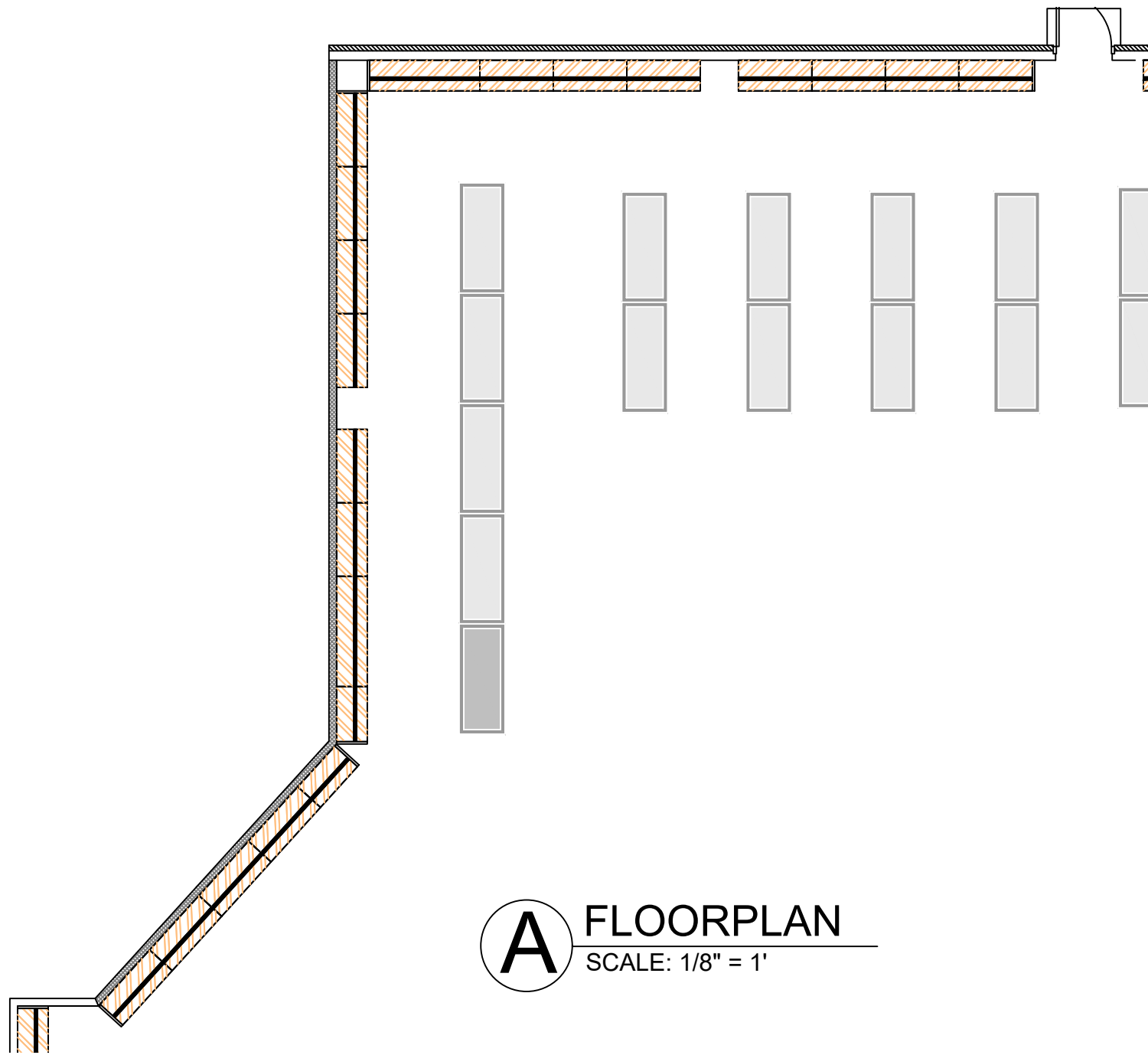
DATE:
9.23.2025

APPROVED BY:

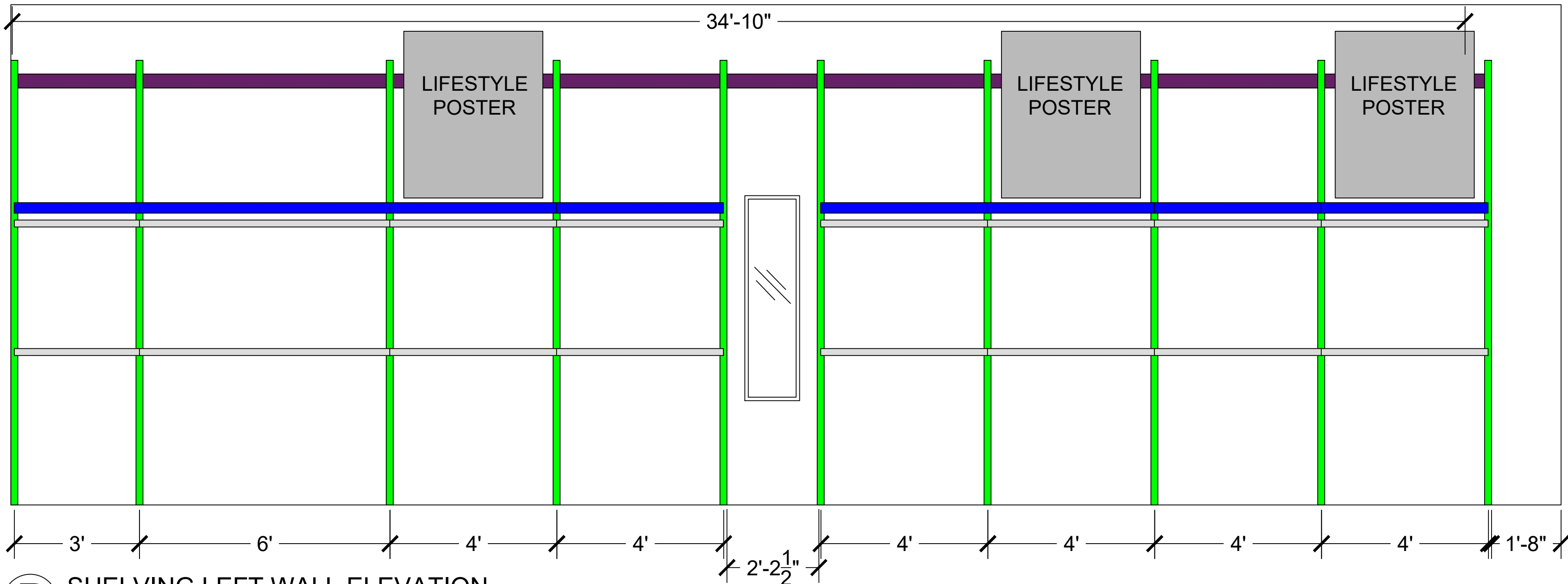
DRAWN BY: EMILY STECK

SCALE:
NOTED

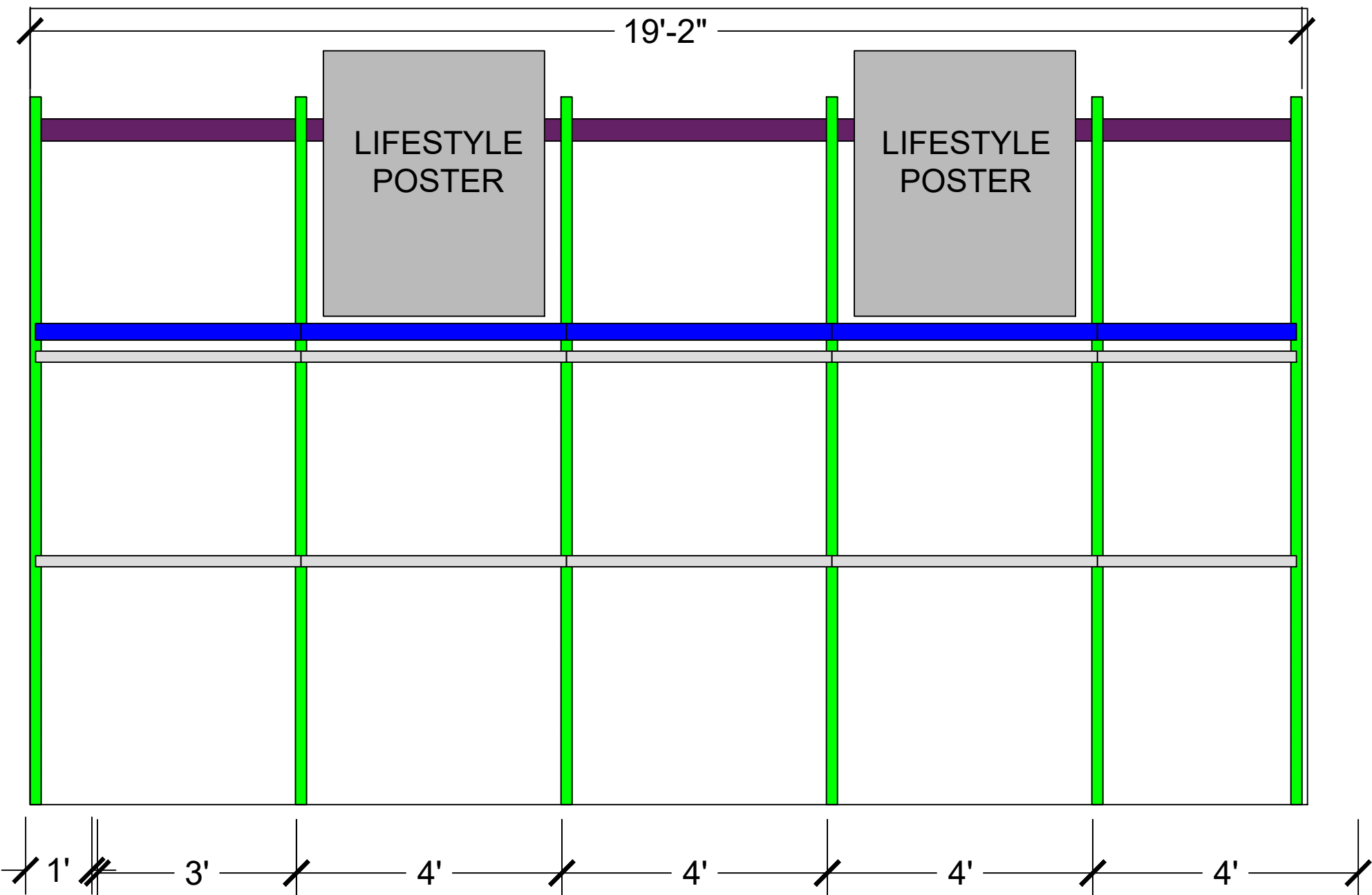
18



A FLOORPLAN
SCALE: 1/8" = 1'



B SHELVING LEFT WALL ELEVATION
SCALE: 1/2" = 1'



B SHELVING LEFT WALL ELEVATION
SCALE: 1/2" = 1'

LEGEND	
	3' - 6' x 16" Shelf (White)
	3' - 6' Rectangular Hang Rod
	8' Rail
	128" Outrigger

NOTES

CARLSON ORDER:

(28)-128" Outriggers
(13)-8' Rails
(22)-16" Shelf Brackets (left)
(22)-16" Shelf Brackets (right)
(4) -1.25" x 3' Square Hang Bar
(34)-1.25" x 4' Square Hang Bar
(6) -1.25" x 6' Square Hang Bar
(56)-Square Hang Bar Brackets
(32)-Hang Bar Connectors
(24)-Hang Bar End Caps
(24)- Hang Rod Race Outs

FC DADSON ORDER:

(2) -16" x 3' Shelf
(17)-16" x 4' Shelf
(3) -16" x 6' Shelf

SECTION CONFIGURATION

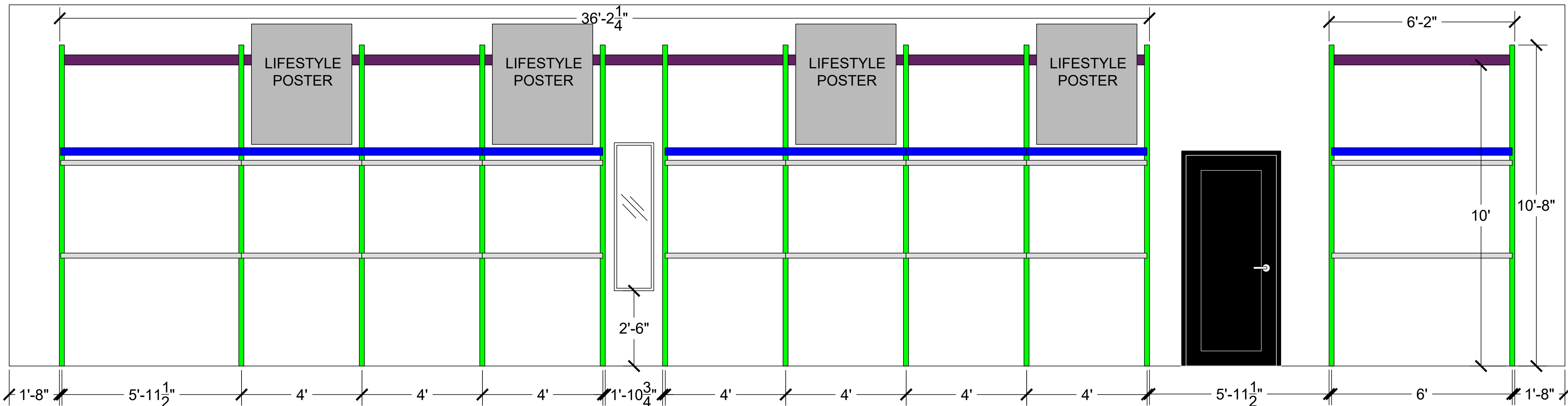
16" Shelf - 84"
Hang Bar - 80"
Hang Bar - 43"

MERCHANDISING SUPPLIES ORDER:

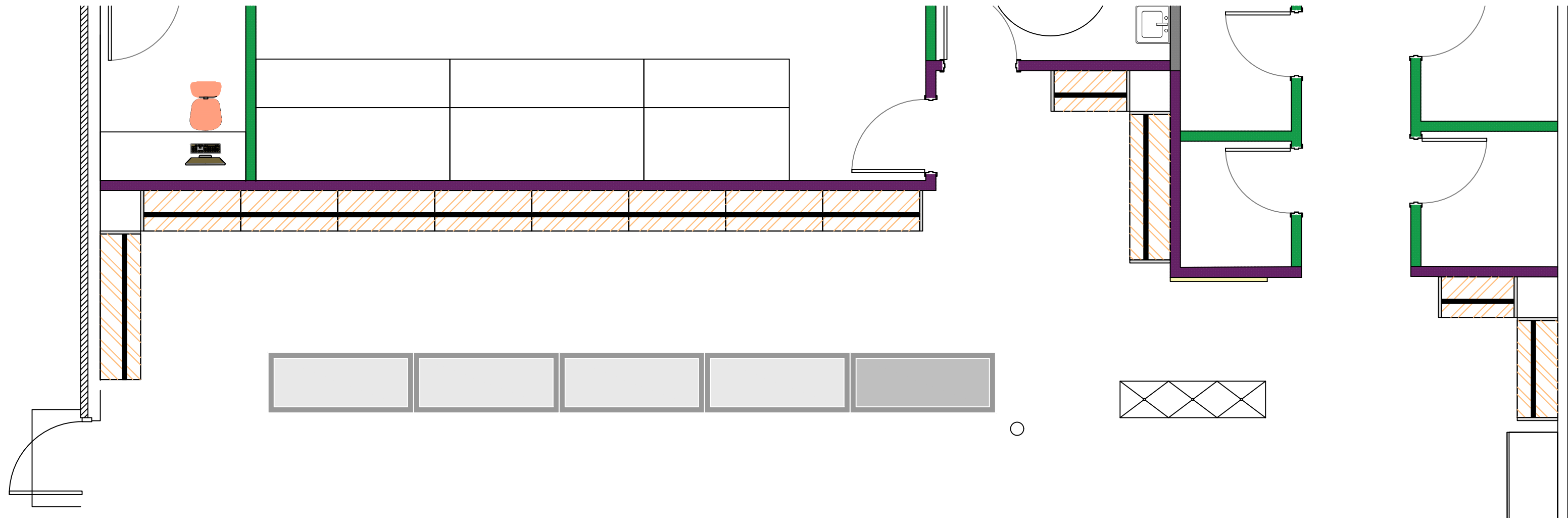
(16)-Purse Stand
(16)-Shoe Stand
(10) -Female Half Form (Black or White)
(3) -Male Half Form (Black or White)
(13)-Hubert Perimeter Signs 7x11 (White)
(2) -Ikea Hovet Mirror 33.75" x 77" or Nissedal Mirror 15.75" x 59"
(9) -Lifestyle Posters 40"W x 48"H or 40"W x 42"H

Extra Notes:

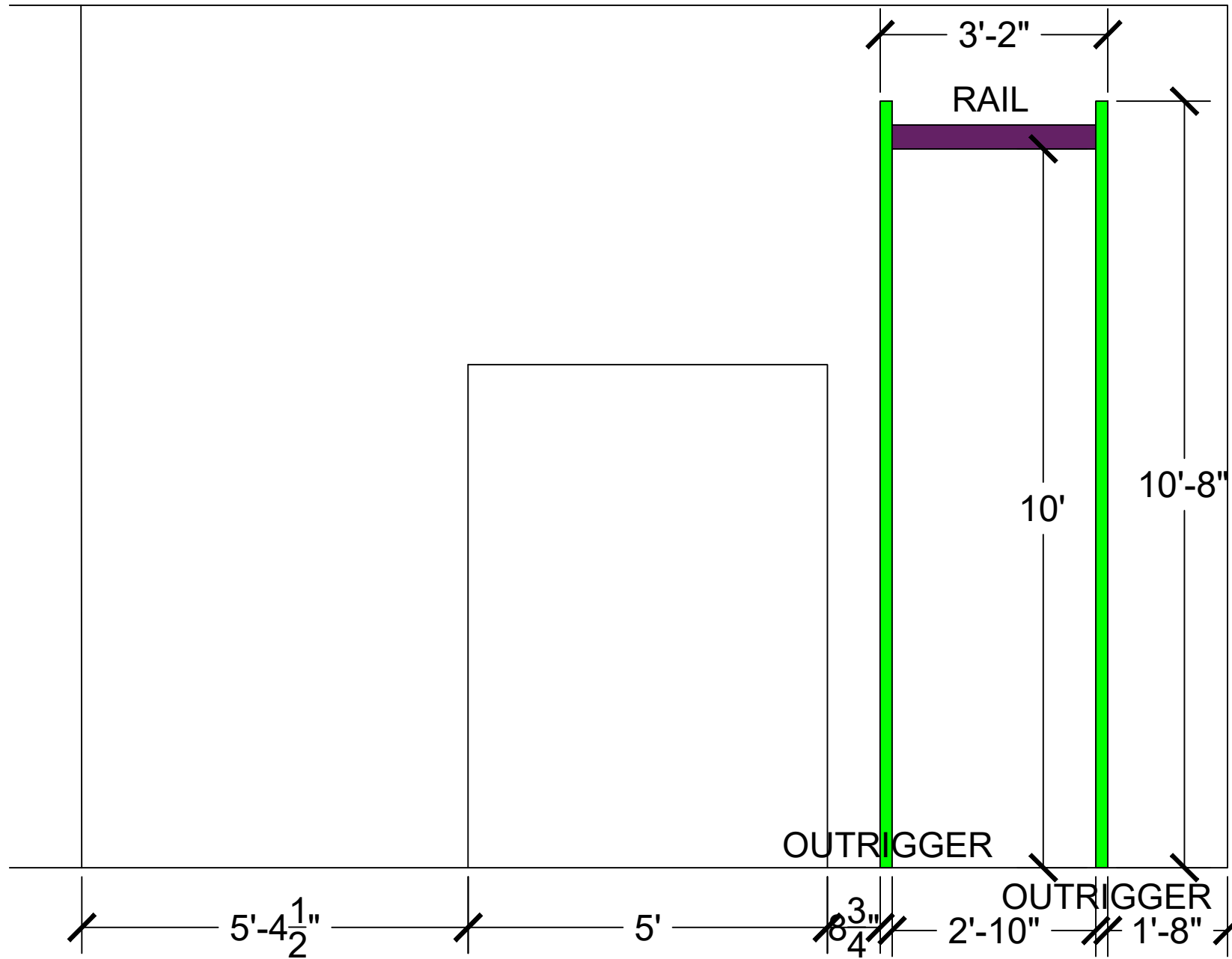
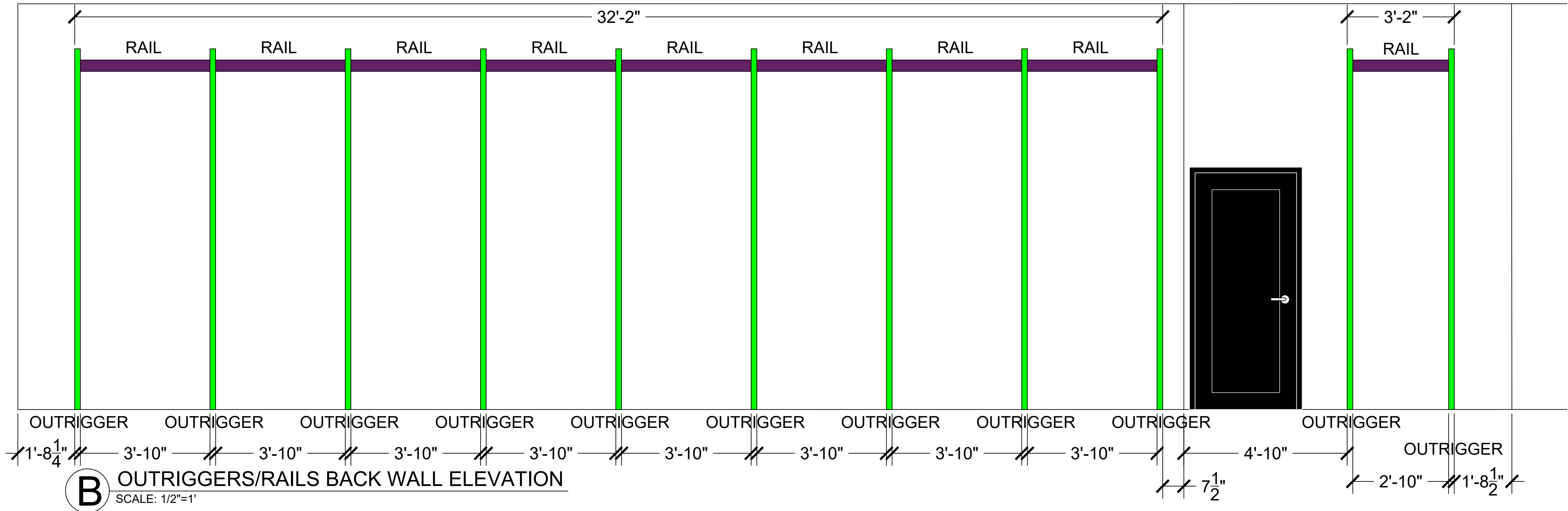
-Paint Walls IN OUR STARS unless stated other wise
-Paint Ceiling Urbane Bronze
-Attach Wall Rail at 10' (bottom edge height)
-Please set up outriggers as per elevations. Fixtures are ordered according to elevations, if not set up as per elevations your number will be off.
-Outriggers are 2" x 2" x 10'8" in size



B SHELVING LEFT WALL ELEVATION
SCALE: 1/2" = 1'



A FLOORPLAN
SCALE: 3/8"=1'



LEGEND	
	8' Rail
	128" Outrigger

NOTES

CARLSON ORDER:

(13)-128" Outriggers
(5) -8' Rails

Extra Notes:

- Paint Walls IN OUR STARS unless stated other wise
- Paint Ceiling Urbane Bronze
- Attach Wall Rail at 10' (bottom edge height)
- Please set up outriggers as per elevations. Fixtures are ordered according to elevations, if not set up as per elevations your number will be off.
- Outriggers are 2" x 2" x 10'8" in size

D:\BeeCamp\Logo\TMA\FGWE\BeeCamp_Stacked_Red_Web-01.jpg

39 E EAGLE RIDGE DR, SUITE 100,
NORTH SALT LAKE, UT 84054
PHONE #: 801.359.0071

012018 - New Server\Updon Chapakata\Asend\Logo\2021 Trademarked LCI Logo\UPCUC Logo Horizontal v2 - Revised.jpg

PROJECT: MCKINNEY, TX	FRANCHISEE: AMANDA WALLS	
	ADDRESS: 2414 WEST UNIVERSITY DR MCKINNEY, TX 75071	

TITLE: OUTRIGGERS & RAILS
BACK WALL ELEVATION

DATE:
9.23.2025

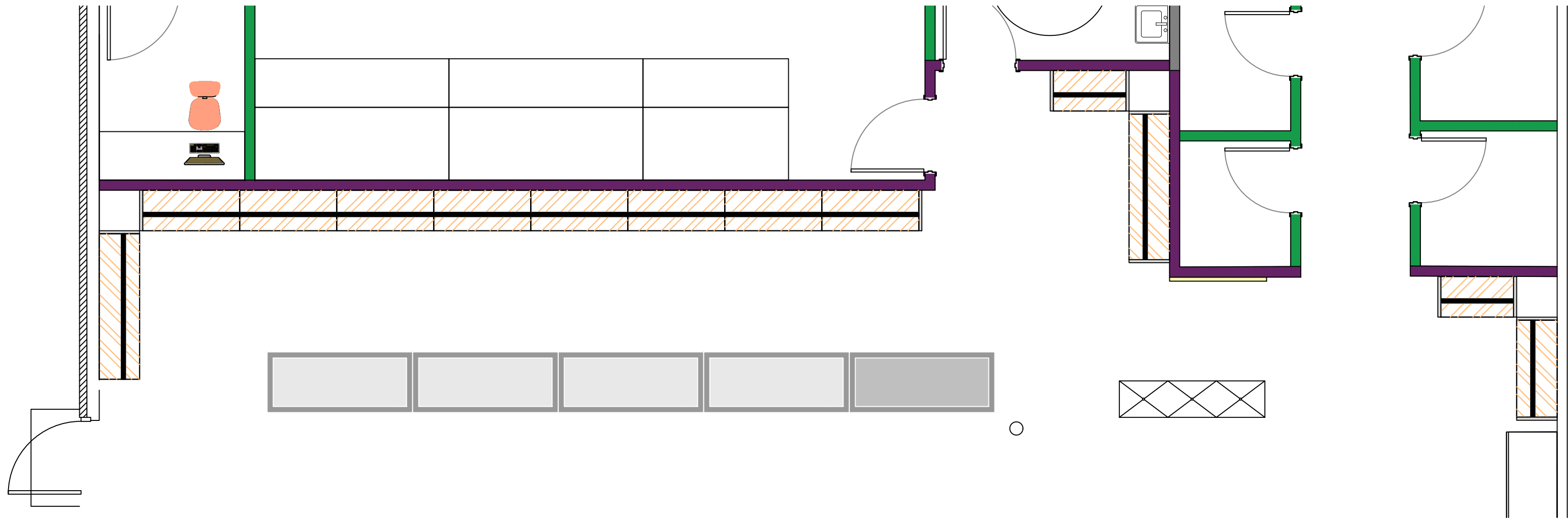
APPROVED BY:

DRAWN BY: EMILY STECK

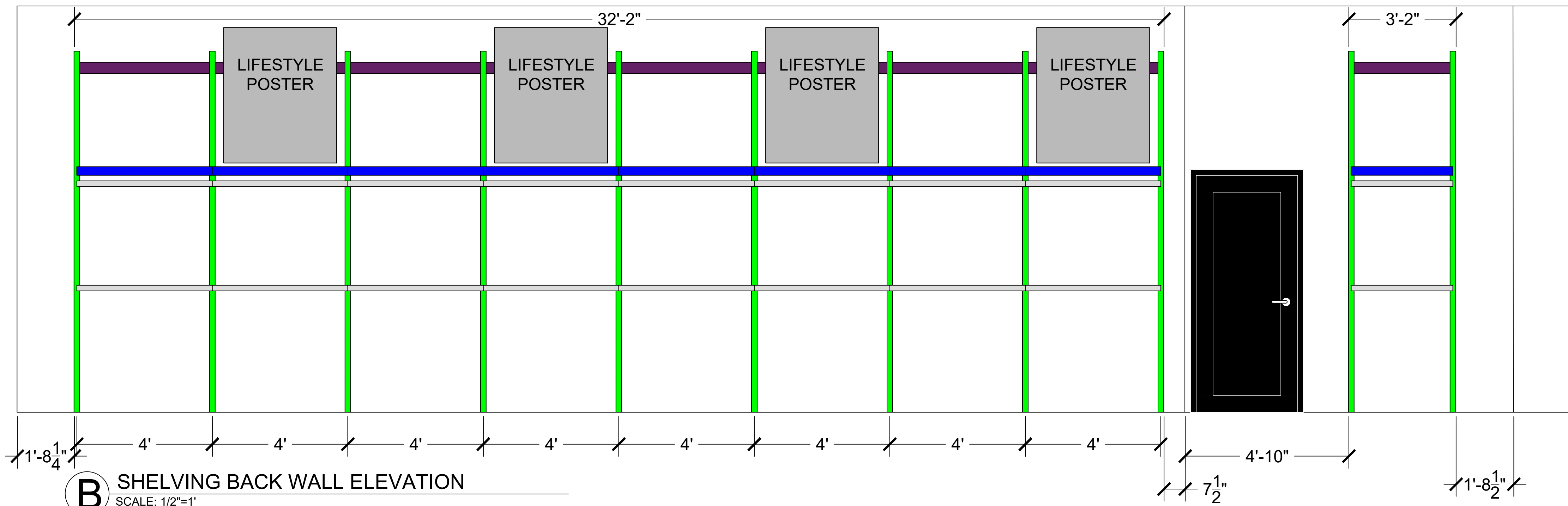
SCALE:

NOTED

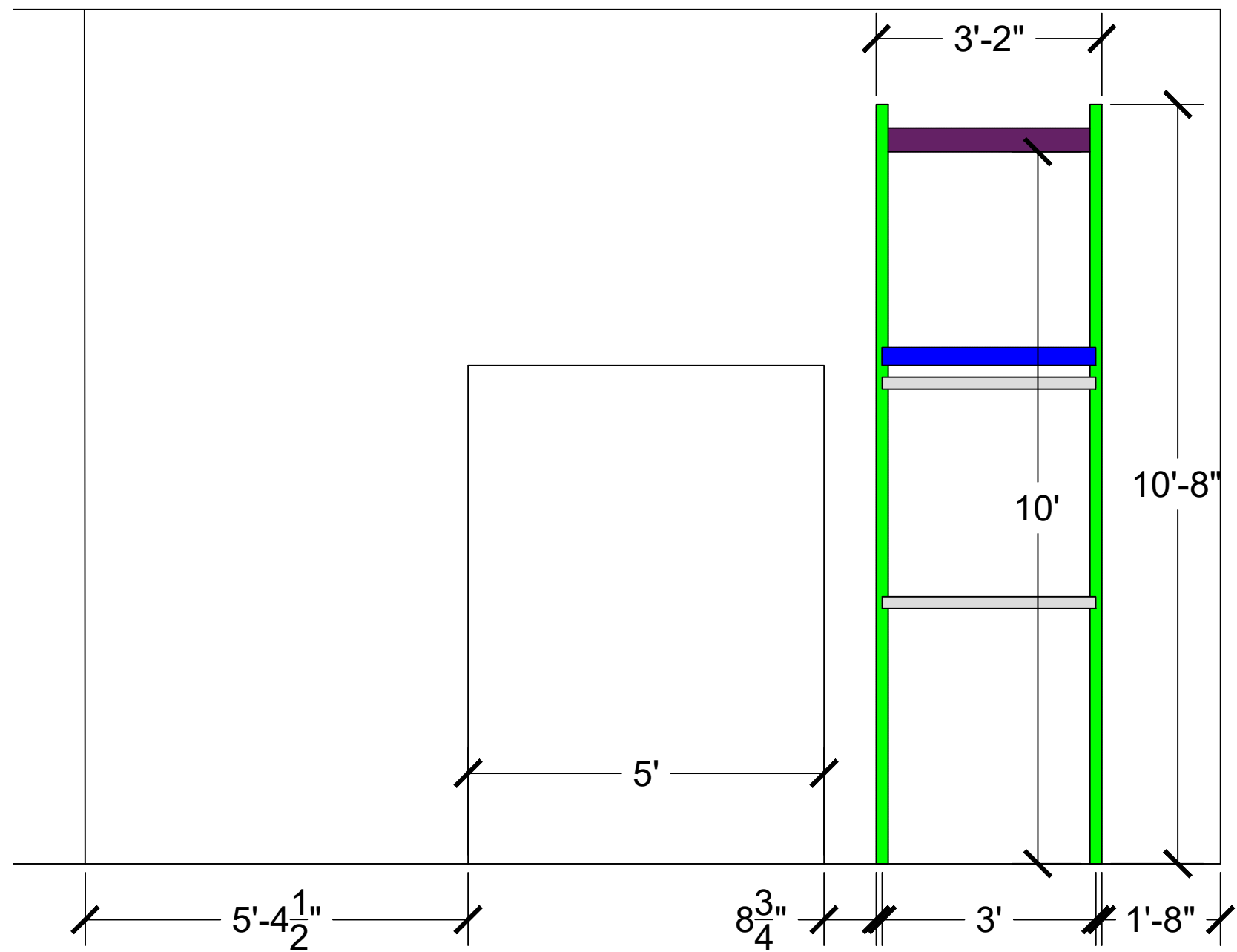
19



A FLOORPLAN
SCALE: 3/8"=1'



B SHELVING BACK WALL ELEVATION
SCALE: 1/2"=1'



B SHELVING BACK WALL ELEVATION
SCALE: 1/2"=1'

LEGEND	
	3' - 6' x 16" Shelf (White)
	3' - 6' Rectangular Hang Rod
	8' Rail
	128" Outrigger

NOTES

CARLSON ORDER:

- (13)-128" Outriggers
- (5) -8" Rails
- (10)-16" Shelf Brackets (left)
- (10)-16" Shelf Brackets (right)
- (4) -1.25" x 3' Square Hang Bar
- (16)-1.25" x 4' Square Hang Bar
- (26)-Square Hang Bar Brackets
- (14)-Hang Bar Connectors
- (12)-Hang Bar End Caps

FC DADSON ORDER:

- (2) -16" x 3' Shelf
- (8) -16" x 4' Shelf

SECTION CONFIGURATION

- 16" Shelf - 84"
- Hang Bar - 80"
- Hang Bar - 43"

MERCHANDISING SUPPLIES ORDER:

- (6) -Purse Stand
- (6) -Shoe Stand
- (4) -Female Half Form (Black or White)
- (2) -Male Half Form (Black or White)
- (6) -Hubert Perimeter Signs 7x11 (White)
- (0) -Ikea Hovet Mirror 33.75" x 77" or Nissedal Mirror 15.75" x 59"
- (4) -Lifestyle Posters 40"W x 48"H or 40"W x 42"H

Extra Notes:

- Paint Walls IN OUR STARS unless stated other wise
- Paint Ceiling Urbane Bronze
- Attach Wall Rail at 10' (bottom edge height)
- Please set up outriggers as per elevations. Fixtures are ordered according to elevations, if not set up as per elevations your number will be off.
- Outriggers are 2" x 2" x 10'8" in size

O:\BoxCamp\Logo\TAUPOWERBoxCamp_Station_Ret_Web-01.jpg

39 E EAGLE RIDGE DR, SUITE 100,
NORTH SALT LAKE, UT 84054
PHONE #: 801.359.0071

O:\2018-New Server\Updown-Chaparral\Assets\Logo\2021-Trademarked LCI Logo\UP&DOWN Logo Horizontal V2 - Revised.jpg

PROJECT:
MCKINNEY, TX

FRANCHISEE:

AMANDA WALLS

ADDRESS:
2414 WEST UNIVERSITY DR
MCKINNEY, TX 75071

TITLE: SHELVING PLACEMENT
BACK WALL ELEVATION

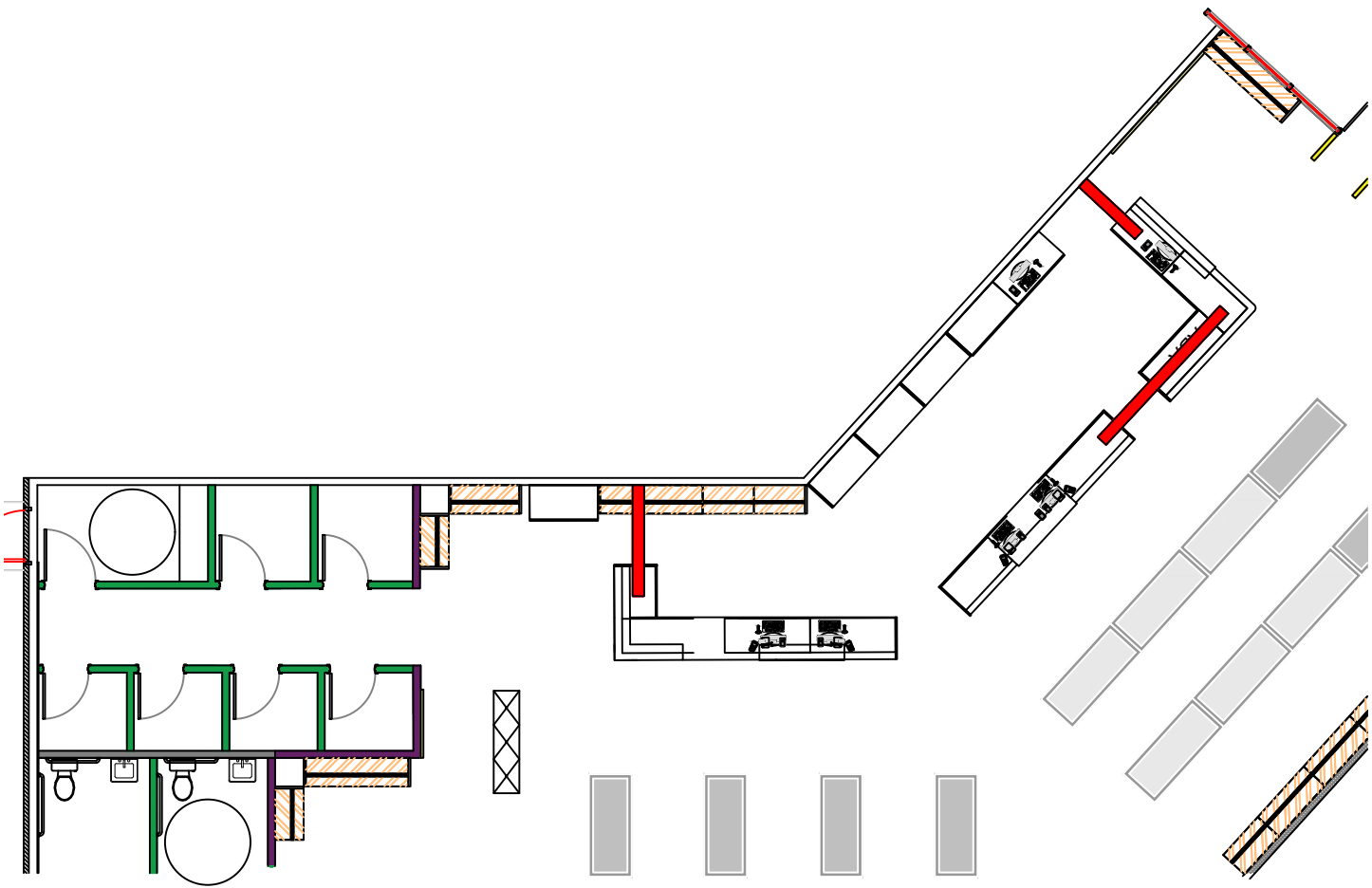
DATE:
9.23.2025

APPROVED BY:

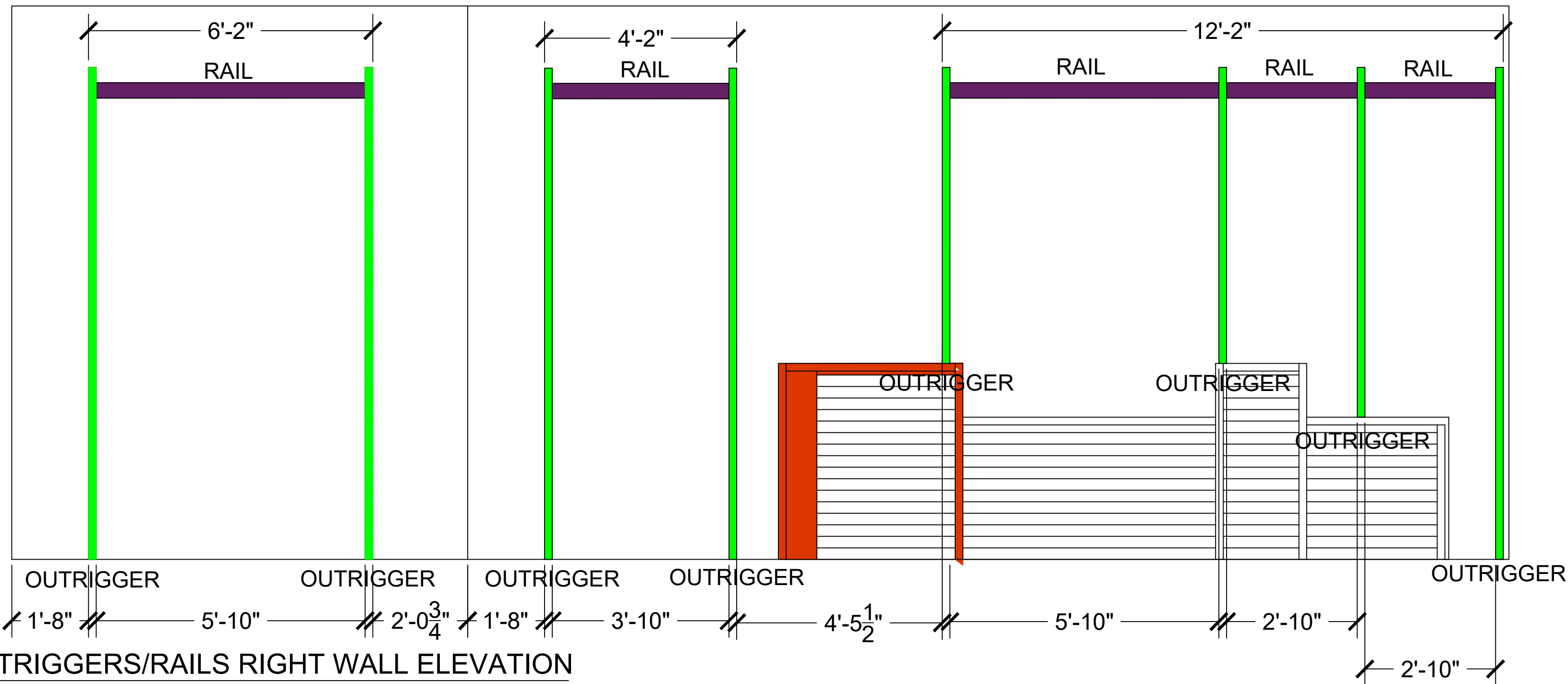
DRAWN BY: EMILY STECK

SCALE:
NOTED


20

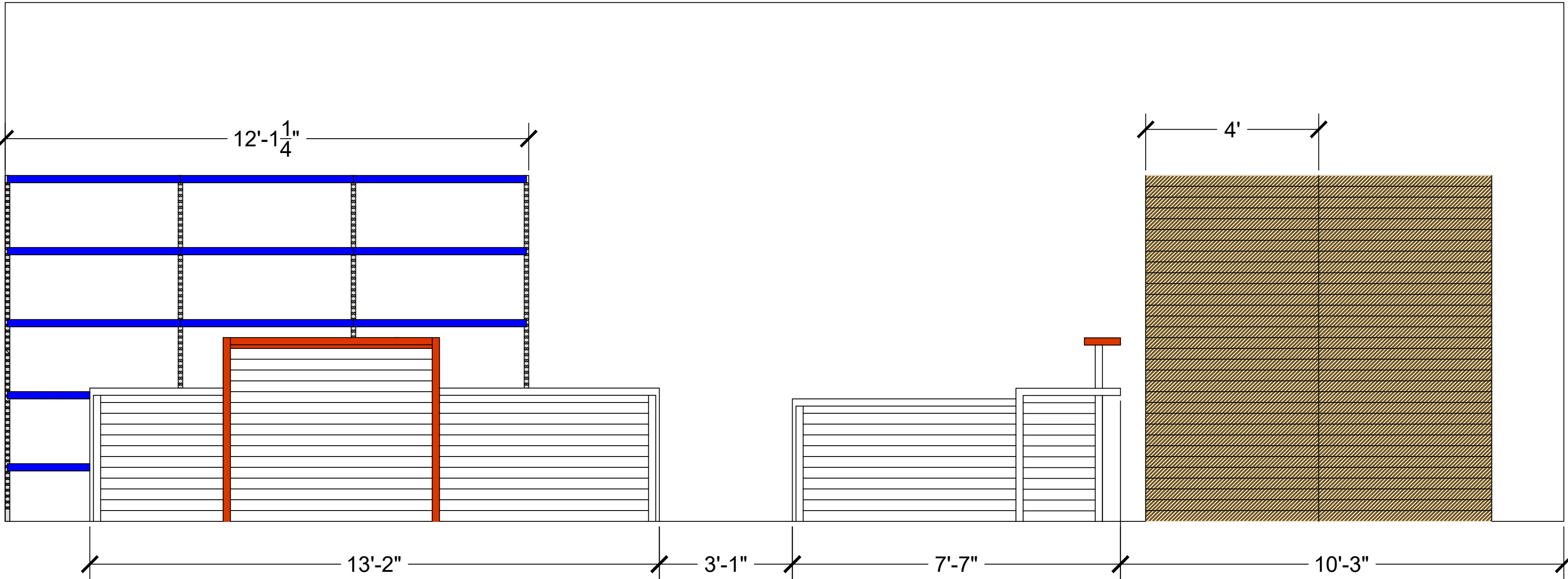


A FLOORPLAN
SCALE: 3/32" = 1'



B OUTRIGGERS/RAILS RIGHT WALL ELEVATION
SCALE: 1/2\"/>

NOTES	LEGEND	
CARLSON ORDER: (8) -128" Outriggers (4) -8' Rails		8' Rail
Extra Notes: -Paint Walls IN OUR STARS unless stated other wise -Paint Ceiling Urbane Bronze -Attach Wall Rail at 10' (bottom edge height) -Please set up outriggers as per elevations. Fixtures are ordered according to elevations, if not set up as per elevations your number will be off. -Outriggers are 2" x 2" x 10'8" in size		128" Outrigger



B OUTRIGGERS/RAILS RIGHT WALL ELEVATION
SCALE: 1/2\"/>

O:\2018 - New Server\Updon Chang\New Assets\Logo\2021 Trademarked LIC Logo\UPCUC Logo Horizontal v2 - Revised.jpg

39 E EAGLE RIDGE DR, SUITE 100,
NORTH SALT LAKE, UT 84054
PHONE #: 801.359.0071

PROJECT: MCKINNEY, TX	FRANCHISEE: AMANDA WALLS	ADDRESS: 2414 WEST UNIVERSITY DR MCKINNEY, TX 75071
---------------------------------	------------------------------------	---

TITLE: OUTRIGGERS & RAILS
RIGHT WALL ELEVATION

DATE:
9.23.2025

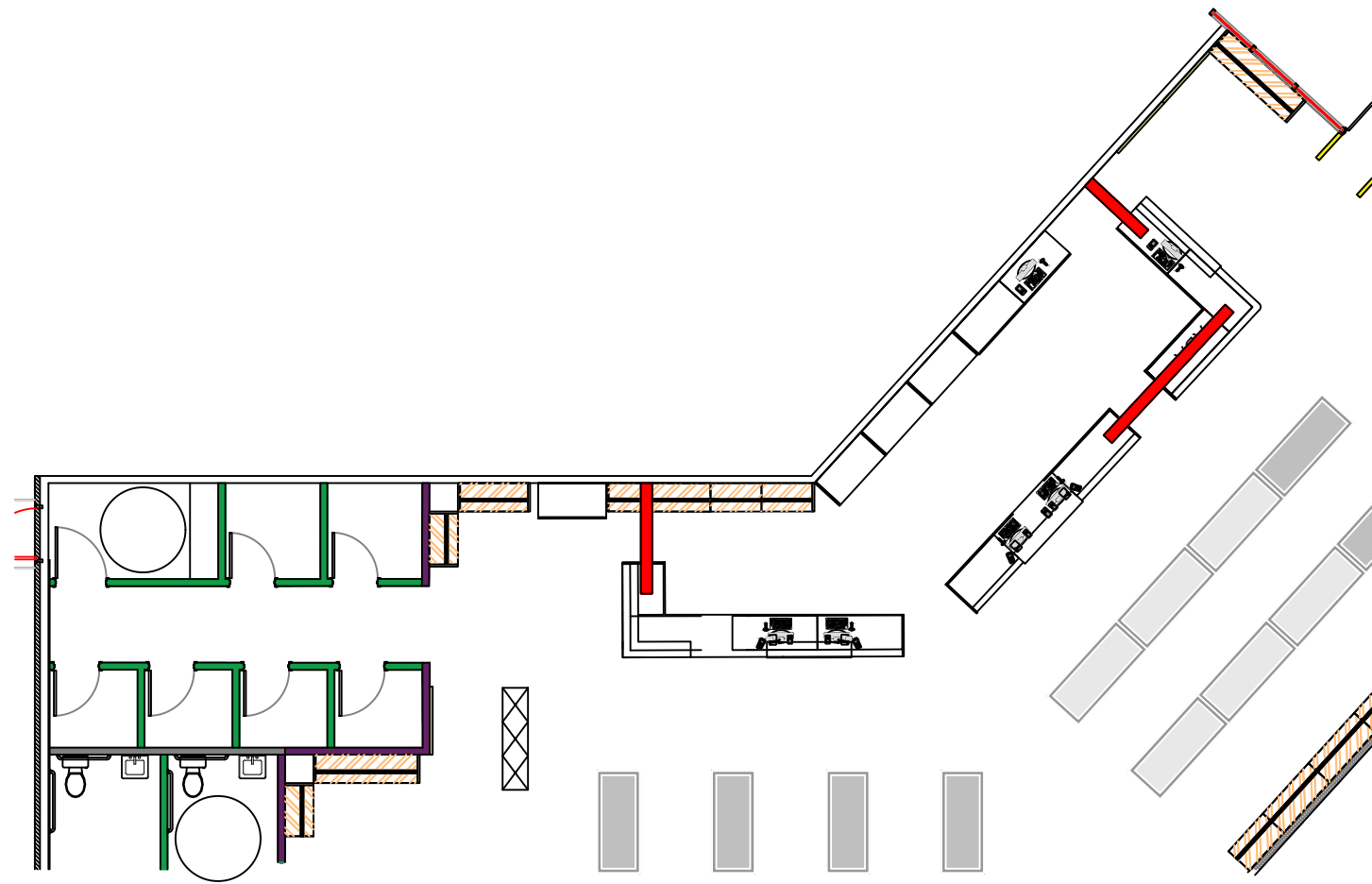
APPROVED BY:

DRAWN BY: EMILY STECK

SCALE:

NOTED

21



A FLOORPLAN
SCALE: 3/32" = 1'

LEGEND

	3' - 6' x 16" Shelf (White)
	3' - 6' Rectangular Hang Rod
	8' Rail
	128" Outrigger

NOTES

CARLSON ORDER:

- (8) -128" Outriggers
- (4) -8' Rails
- (5) -16" Shelf Brackets (left)
- (5) -16" Shelf Brackets (right)
- (4) -1.25" x 3' Square Hang Bar
- (2) -1.25" x 4' Square Hang Bar
- (4) -1.25" x 6' Square Hang Bar
- (48)-Square Hang Bar Brackets
- (12)-Hang Bar Connectors
- (36)-Hang Bar End Caps

FC DADSON ORDER:

- (2) -16" x 3' Shelf
- (1) -16" x 4' Shelf
- (2) -16" x 6' Shelf

SECTION CONFIGURATION

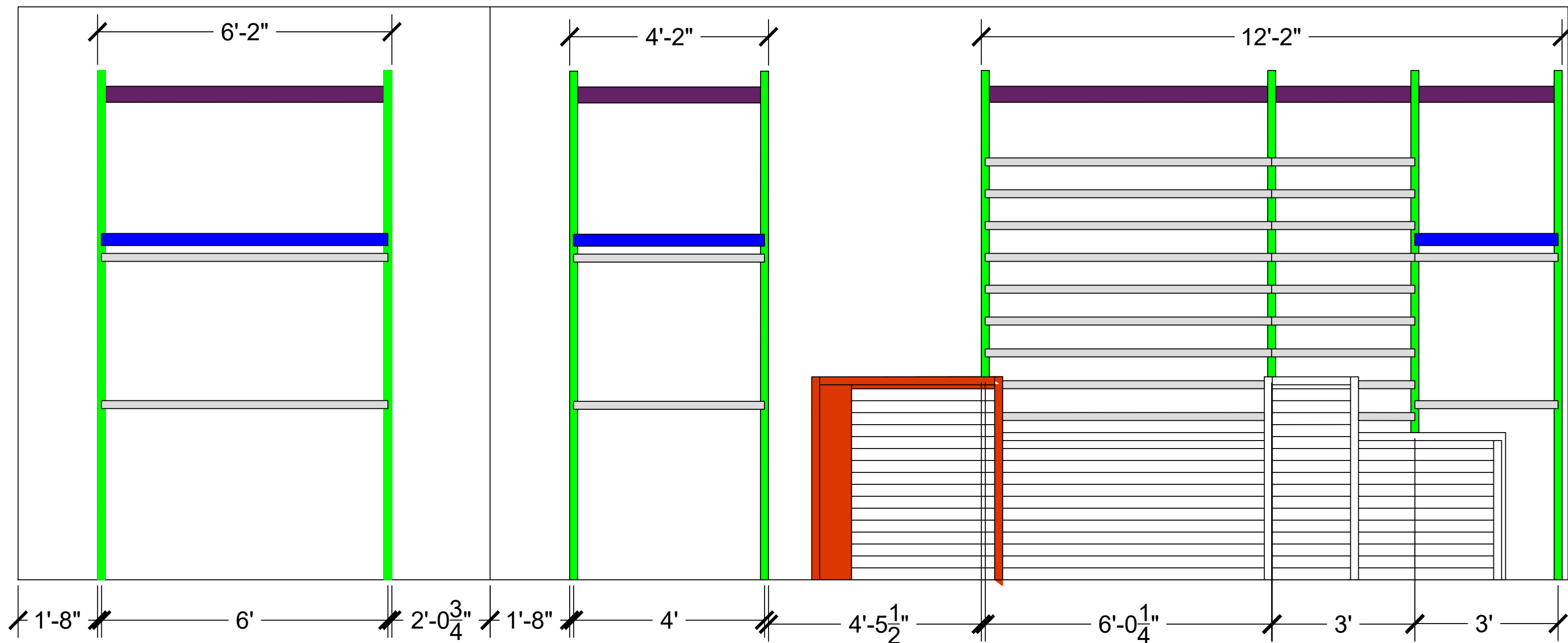
- 16" Shelf - 84"
- Hang Bar - 80"
- Hang Bar - 43"

MERCHANDISING SUPPLIES ORDER:

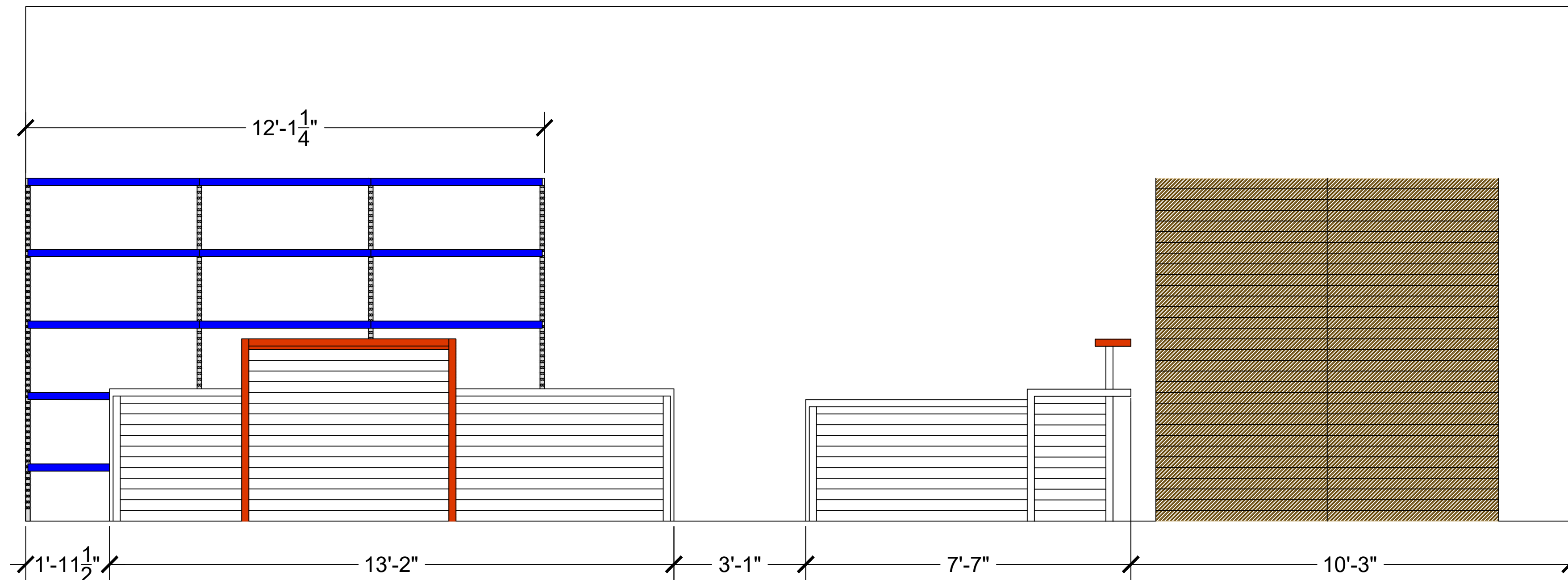
- (3) -Purse Stand
- (3) -Shoe Stand
- (2) -Female Half Form (Black or White)
- (1) -Male Half Form (Black or White)
- (2) -Hubert Perimeter Signs 7x11 (White)
- (0) -Ikea Hovet Mirror 33.75" x 77" or Nissedal Mirror 15.75" x 59"
- (0) -Lifestyle Posters 40"W x 48"H or 40"W x 42"H

Extra Notes:

- Paint Walls IN OUR STARS unless stated other wise
- Paint Ceiling Urbane Bronze
- Attach Wall Rail at 10' (bottom edge height)
- Please set up outriggers as per elevations. Fixtures are ordered according to elevations, if not set up as per elevations your number will be off.
- Outriggers are 2" x 2" x 10'8" in size



B SHELVING RIGHT WALL ELEVATION
SCALE: 1/2"=1'



B SHELVING RIGHT WALL ELEVATION
SCALE: 1/2"=1'

O:\BassCamp\Logo\TM\POWEBBassCamp_Starlet_Res_Web-01.jpg

39 E EAGLE RIDGE DR, SUITE 100,
NORTH SALT LAKE, UT 84054
PHONE #: 801.359.0071

O:\2018 - New Stores\Brown Chaparral\Assets\Logo\2021 Trademarked UC Logo\UC Logo Horizontal V2 - Revised.jpg

PROJECT:
MCKINNEY, TX

FRANCHISEE:
AMANDA WALLS

ADDRESS:
2414 WEST UNIVERSITY DR
MCKINNEY, TX 75071

TITLE: SHELVING PLACEMENT
RIGHT WALL ELEVATION

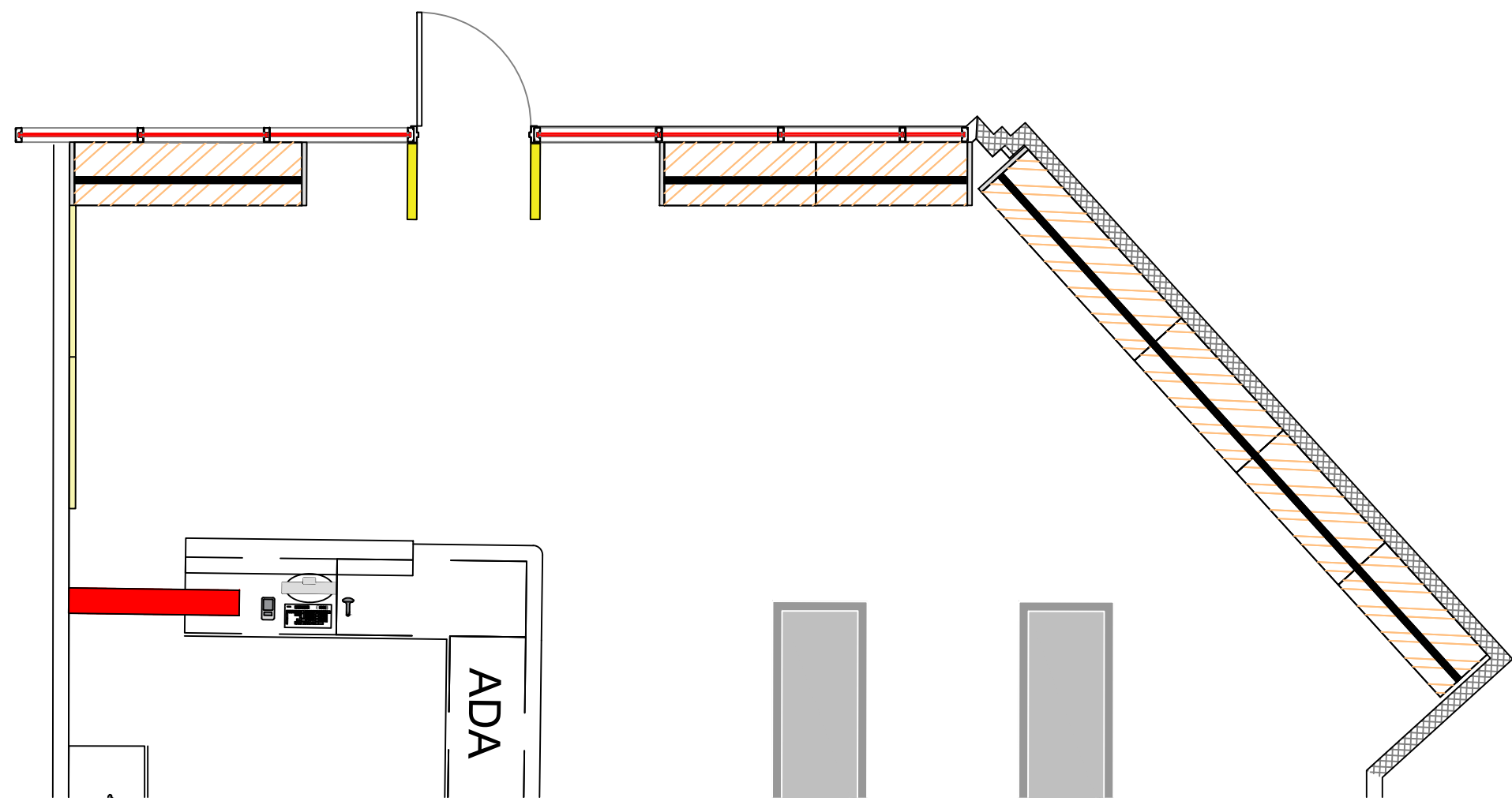
DATE:
9.23.2025

APPROVED BY:

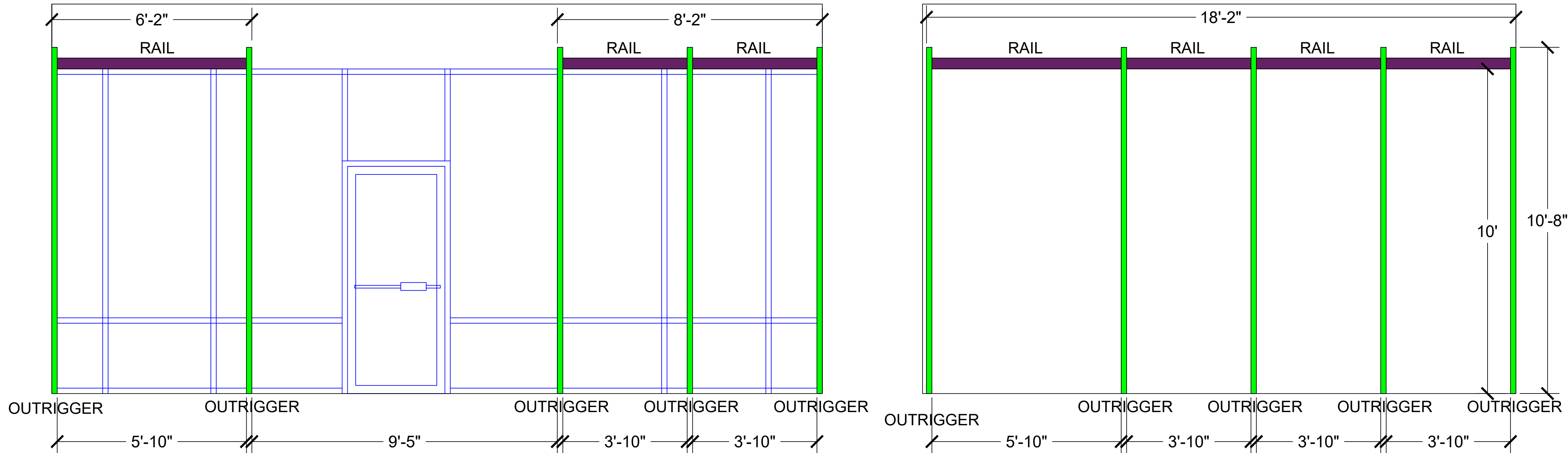
DRAWN BY: EMILY STECK

SCALE:
NOTED



22



A FLOORPLAN
SCALE: 1/4" = 1'



B OUTRIGGERS/RAILS FRONT WALL ELEVATION
SCALE: 1/2"=1'


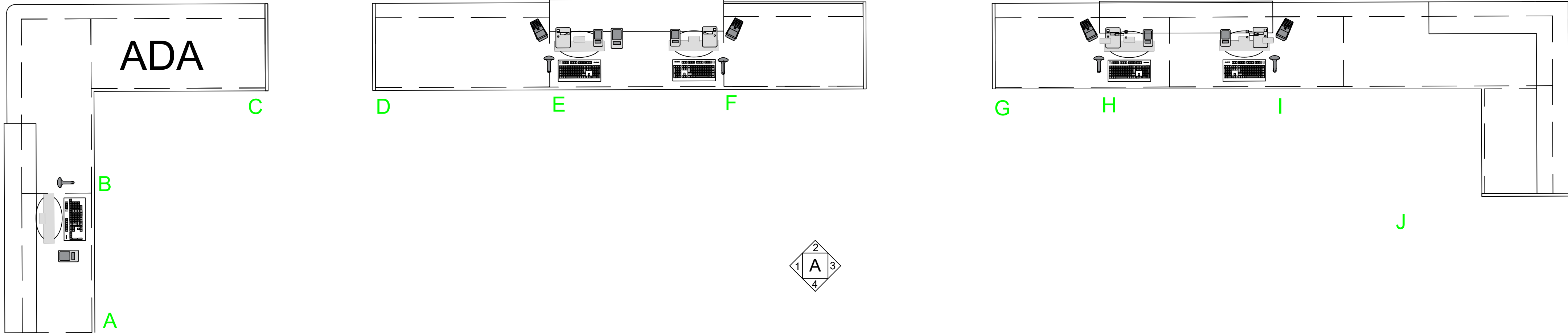
NOTES	LEGEND	
CARLSON ORDER: (10)-128" Outriggers (5) -8' Rails		8' Rail
Extra Notes: -Paint Walls IN OUR STARS unless stated other wise -Paint Ceiling Urbane Bronze -Attach Wall Rail at 10' (bottom edge height) -Please set up outriggers as per elevations. Fixtures are ordered according to elevations, if not set up as per elevations your number will be off. -Outriggers are 2" x 2" x 10'8" in size		128" Outrigger



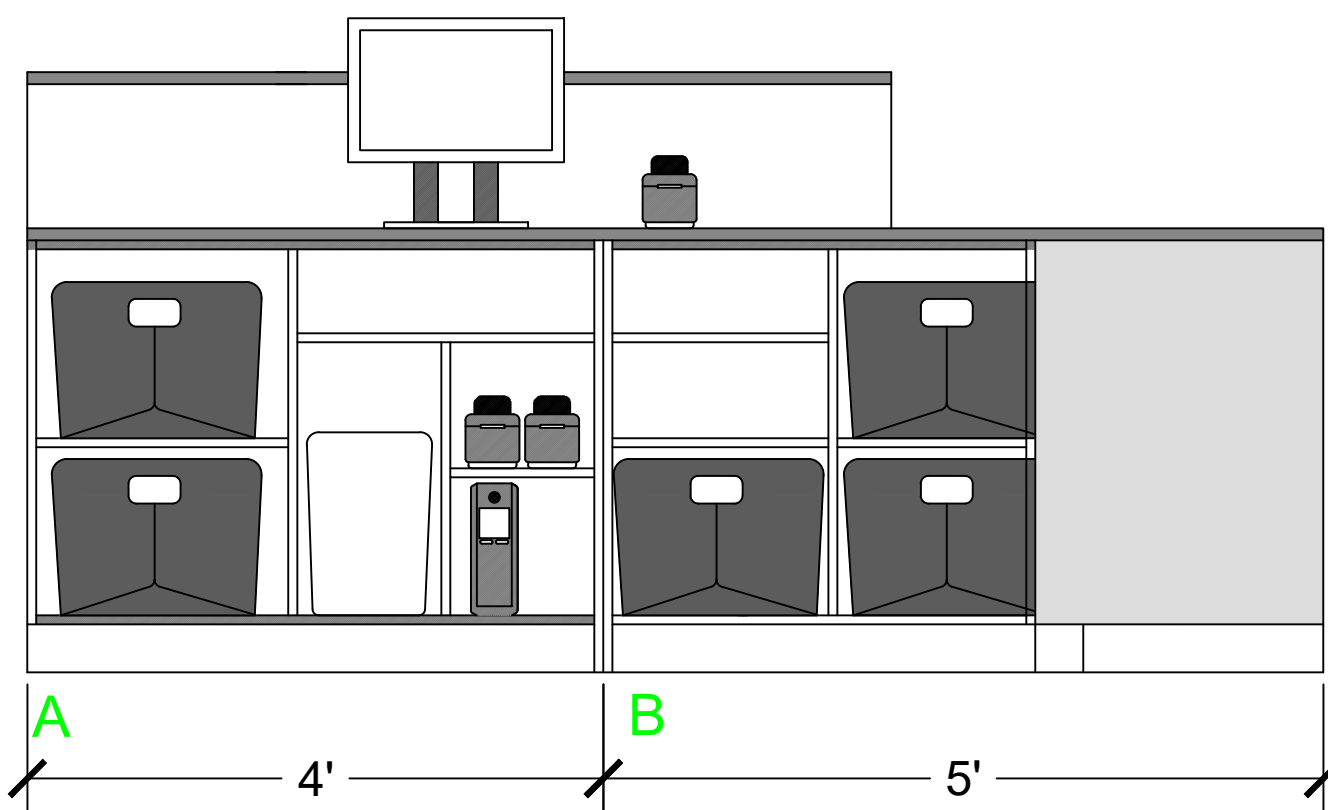
39 E EAGLE RIDGE DR, SUITE 100,
NORTH SALT LAKE, UT 84054
PHONE #: 801.359.0071

O:\2018 - New Service\Upjohn Chemical\Assets\Logo\2021 Trademarked UC Logo\UC Logo Horizontal v2 - Revised.jpg

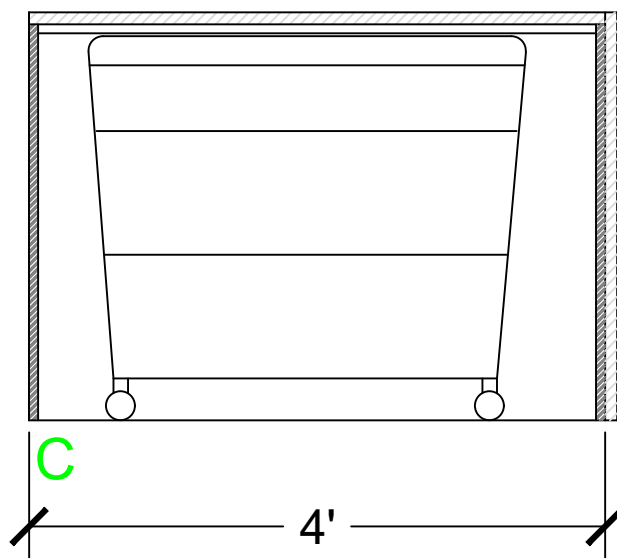
PROJECT: MCKINNEY, TX	FRANCHISEE: AMANDA WALLS	ADDRESS: 2414 WEST UNIVERSITY DR MCKINNEY, TX 75071
TITLE: OUTRIGGERS & RAILS FRONT WALL ELEVATION		
DATE: 9.23.2025		
APPROVED BY:		
DRAWN BY: EMILY STECK		
SCALE: NOTED	23	



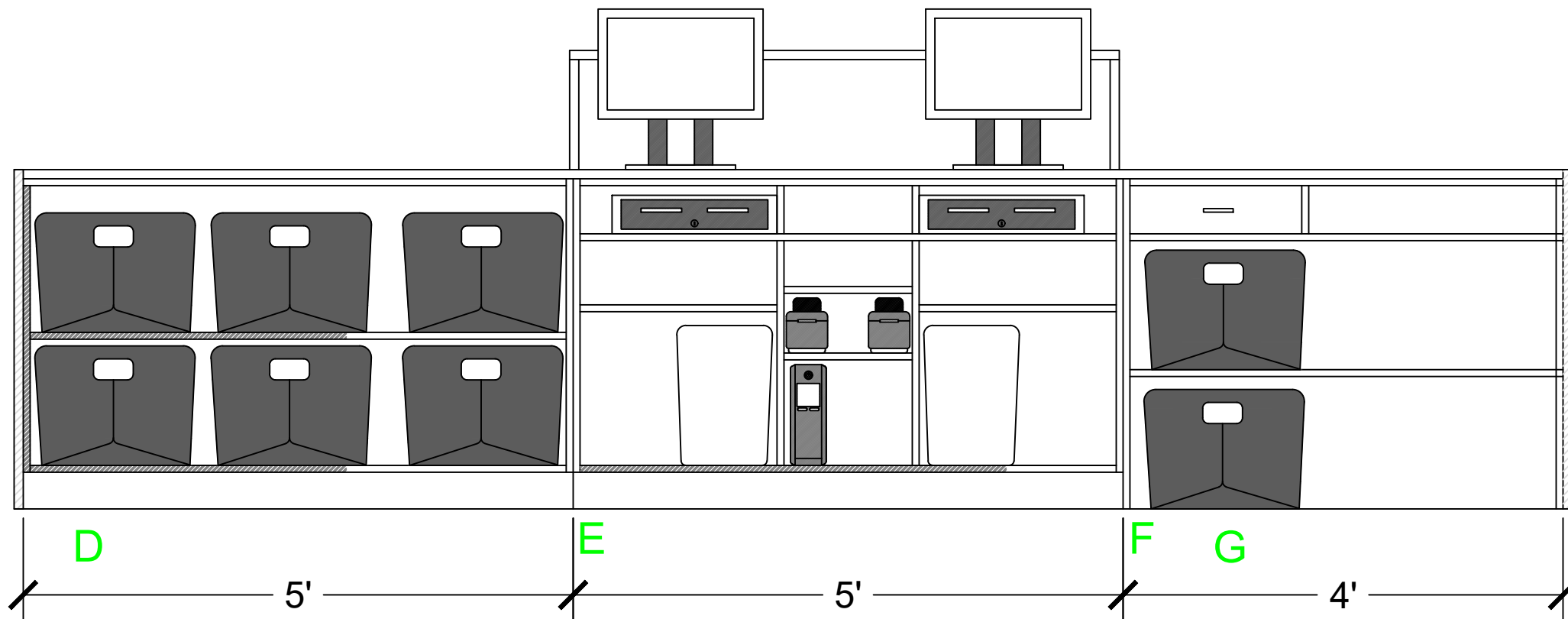
A COUNTER LAYOUT
SCALE: 1/2"=1'



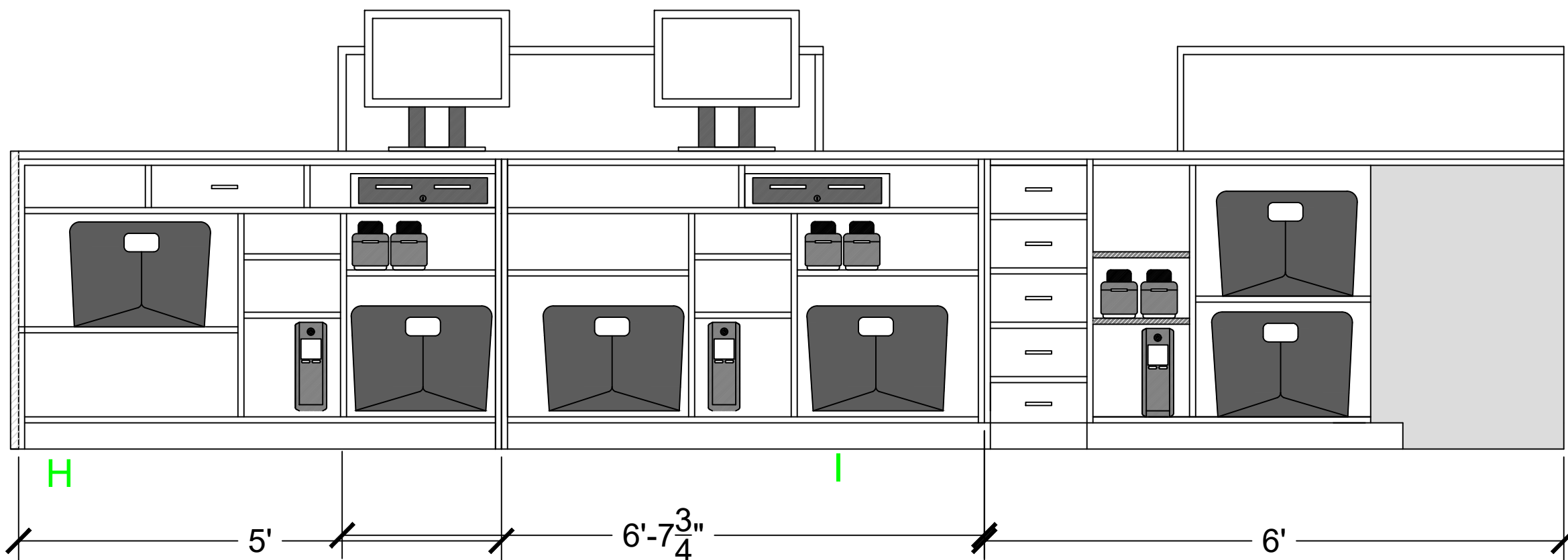
A1 COUNTER FRONT ELEVATION
SCALE: 3/4"=1'



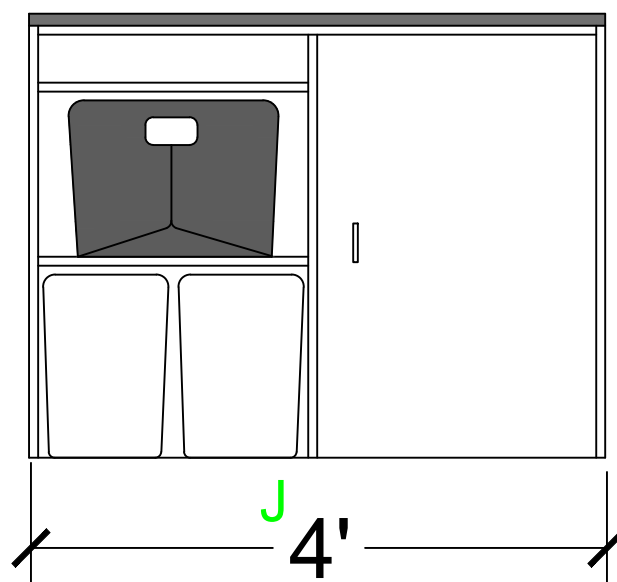
A2 COUNTER FRONT ELEVATION
SCALE: 3/4"=1'



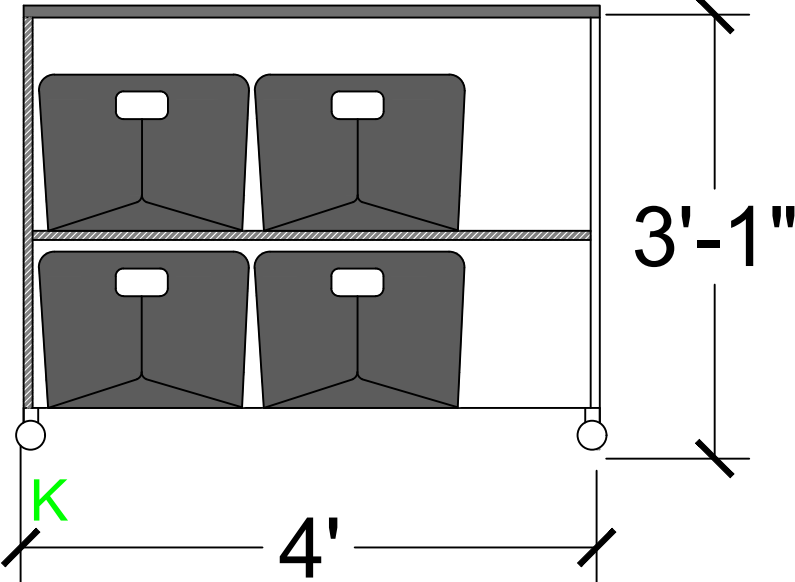
A2 COUNTER FRONT ELEVATION
SCALE: 3/4"=1'



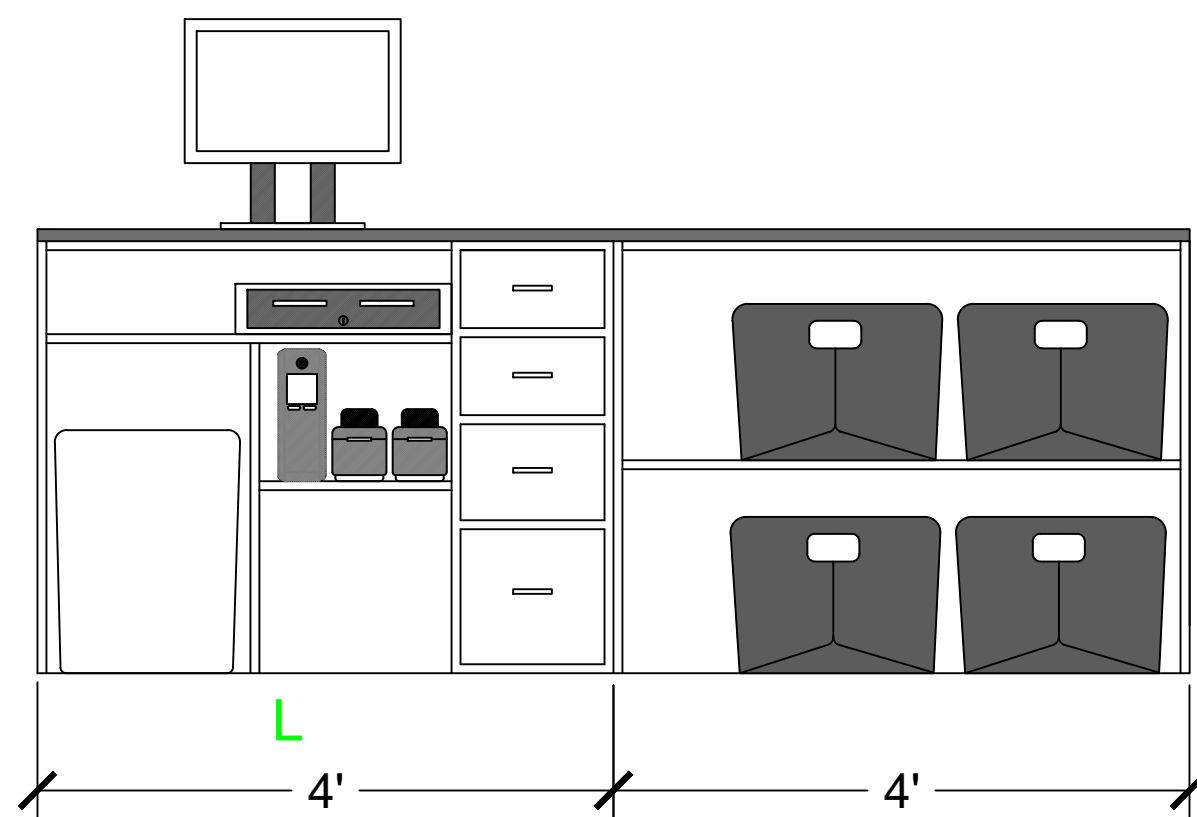
A2 COUNTER RIGHT ELEVATION
SCALE: 3/4"=1'



A3 COUNTER BACK ELEVATION
SCALE: 3/4"=1'



A4 COUNTER BACK ELEVATION
SCALE: 3/4"=1'



A4 COUNTER BACK ELEVATION
SCALE: 3/4"=1'

39 E EAGLE RIDGE DR, SUITE 100,
NORTH SALT LAKE, UT 84054
PHONE #: 801.359.0071

© 2021 18 - New Screen/Updown Cheapskate/Assets/Logos/2021 Trademarked LLC Logos/UP/UC Log Horizontal v2 - Revised.jpg

PROJECT:
MCKINNEY, TX

FRANCHISEE:
AMANDA WALLS

ADDRESS:
2414 WEST UNIVERSITY DR
MCKINNEY, TX 75071

TITLE: STANDARD
COUNTER A LAYOUT

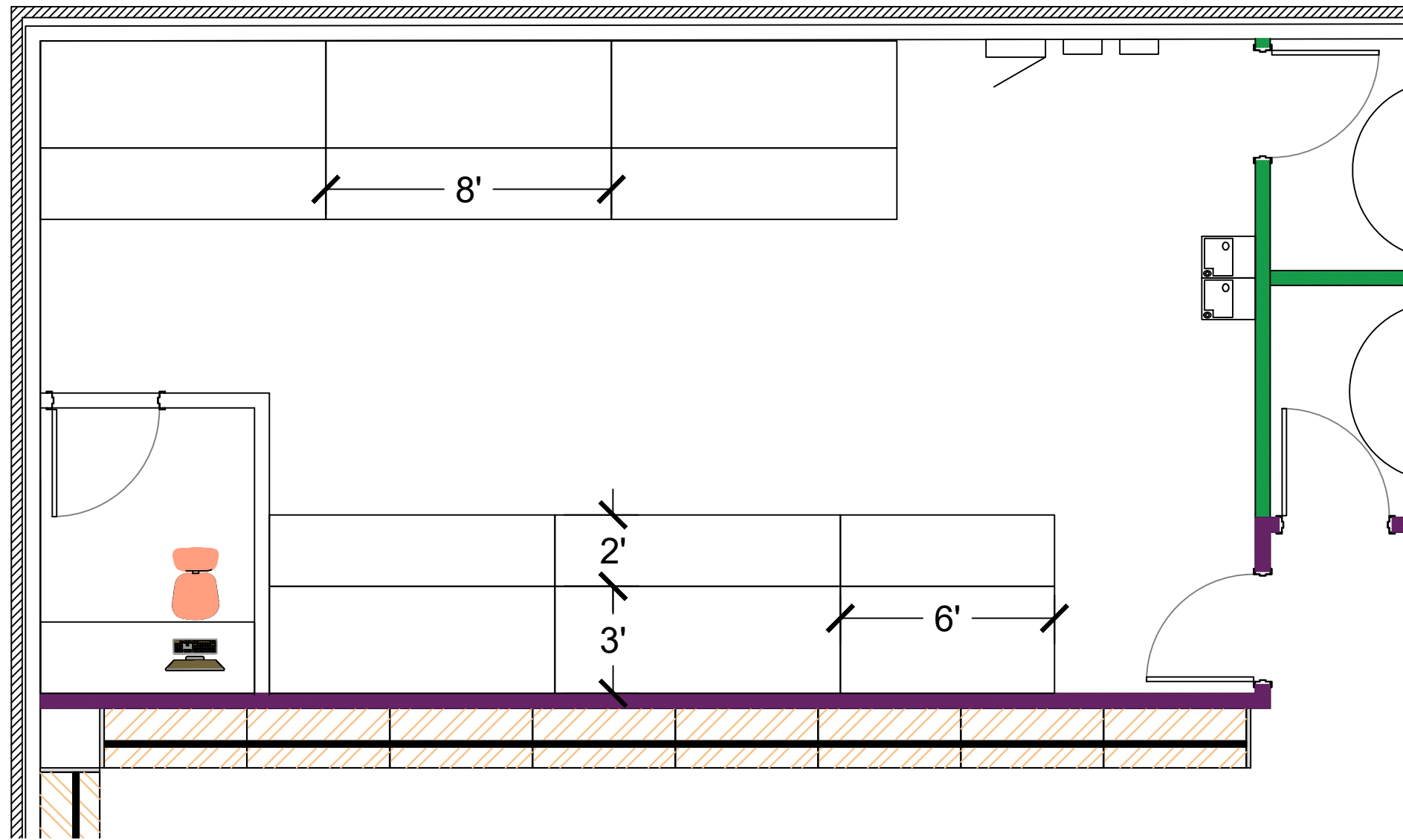
DATE:
9.23.2025

APPROVED BY:

DRAWN BY: EMILY STECK

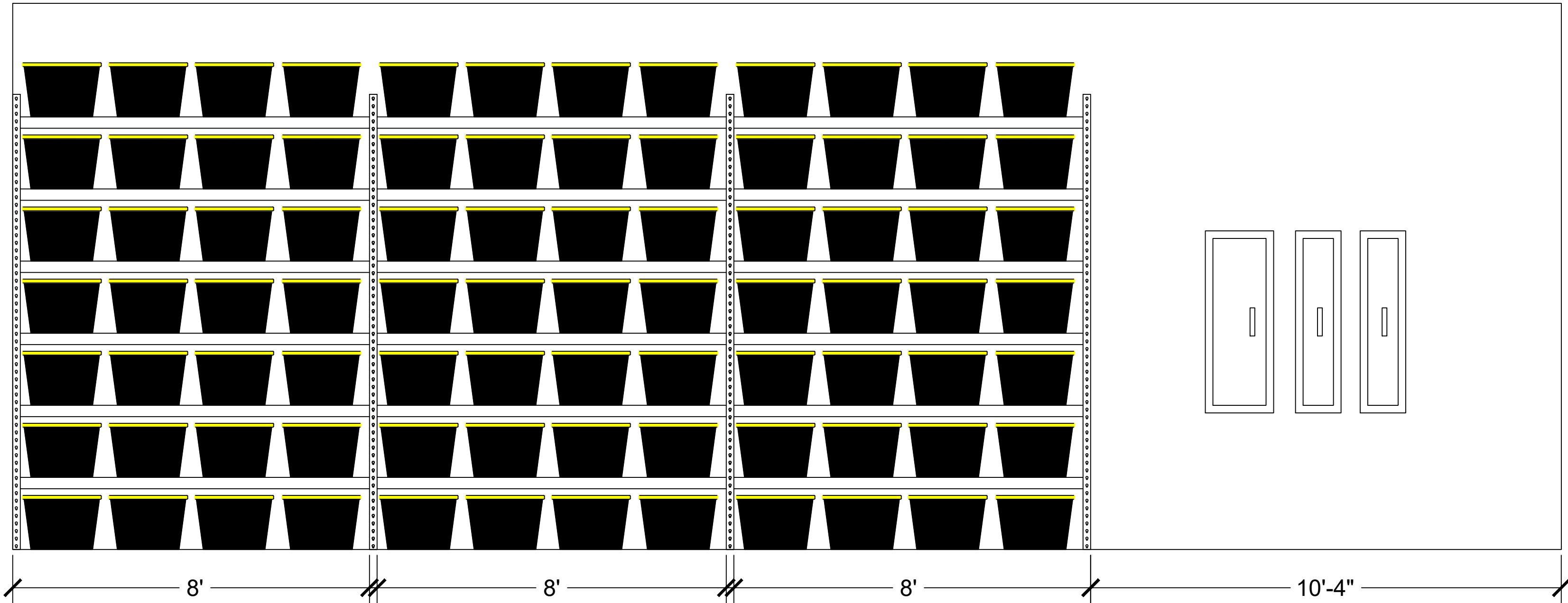
SCALE:
NOTED

25




A BACKROOM LAYOUT
SCALE: 1/4" = 1'

NOTES	NOTES
<p>** This layout and shelving are a suggestion, you are more than welcome to purchase or build from other sources.</p> <p>**We design for the max capacity for the space.</p> <p>**We build the shelves around the size of the bins being used.</p>	<p>Storage Racks:</p> <p>Buy Metal Shelving</p> <p>-Boltless Shelving-</p> <ul style="list-style-type: none">- Versatile design and Industrial strength- Tool-less assembly. <p>Specs To be Ordered</p> <p>-120" Angle Post (BSAPS120) QTY: 16</p> <p>-120" Tee Post (BSTPS120) QTY: 16</p> <p>-24" Double Rivet Beam (BSDRB24) QTY: 32</p> <p>-36" Double Rivet Beam (BSDRB36) QTY: 32</p> <p>-72" Double Rivet Beam Heavy (BSDRBH72) QTY: 24</p> <p>-96" Double Rivet Beam Heavy (BSDRBH96) QTY: 120</p> <p>-72" X 24" Particle Board Decking QTY: 6</p> <p>-96" X 24" Particle Board Decking QTY: 30</p> <p>-72" X 36" Particle Board Decking QTY: 6</p> <p>-96" X 36" Particle Board Decking QTY: 30</p> <p>Storage Totes Options:</p> <p>Costco- Incredible Solutions (718262)</p> <ul style="list-style-type: none">- Plastic Storage Bin w/ Lid, black and yellow- 27 Gallons (14.25"H x 30.5"L x 20.13"W) <p>Home Depot- HDX</p> <ul style="list-style-type: none">-Tough Storage Bin w/ Lid, black & yellow-17 Gallons (12.5"H x 26.88"L x 18"W) <p>TOTAL BINS: 322</p>



A1 BACKROOM BACK ELEVATION
SCALE: 1/2" = 1'



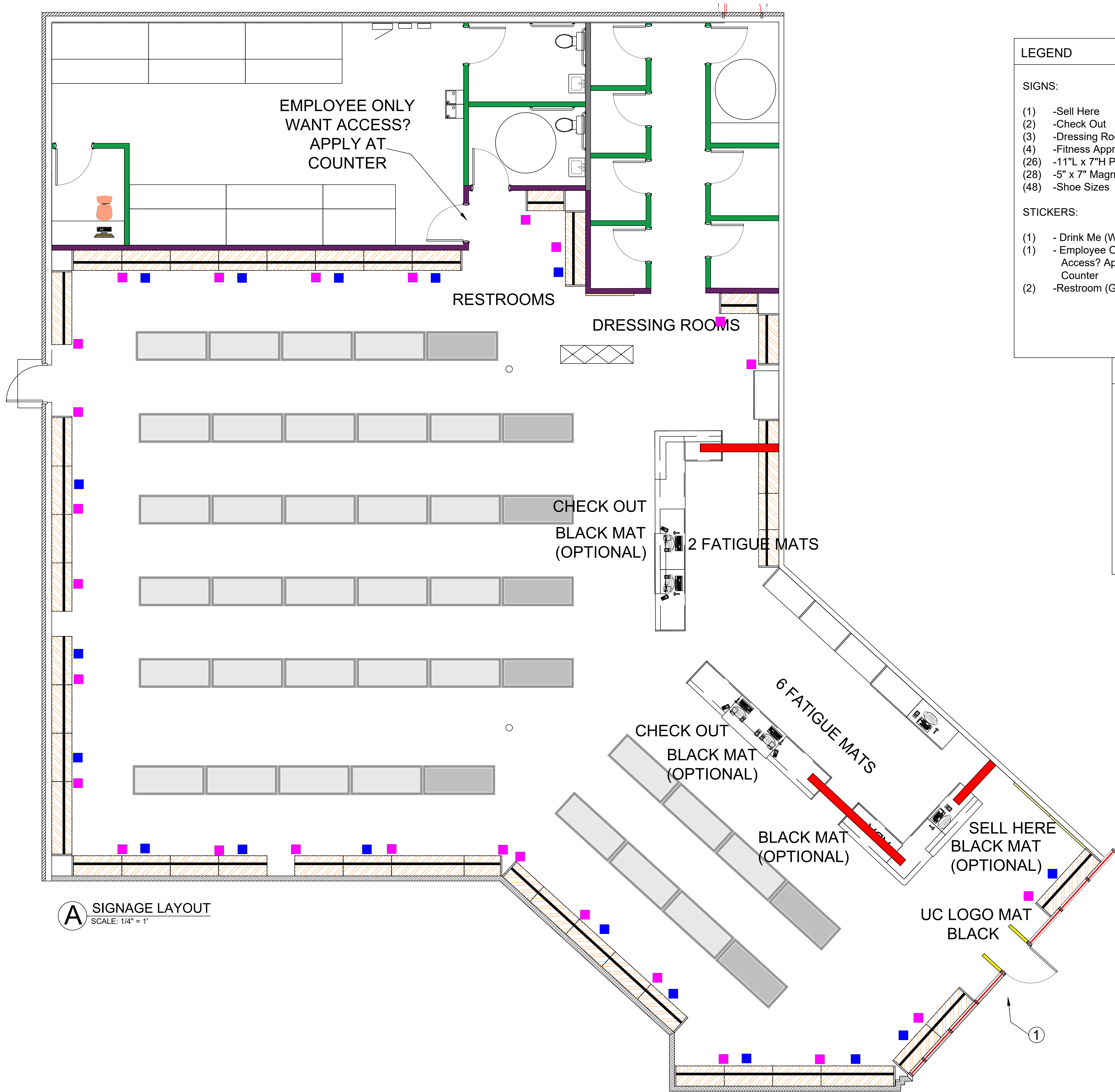
A2 BACKROOM FRONT ELEVATION
SCALE: 1/2" = 1'

O:\BaseCamp\Logo\TMU\FO\WEBS\BawCamp_Stacked_Post_Web-01.jpg

39 E EAGLE RIDGE DR, SUITE 100,
NORTH SALT LAKE, UT 84054
PHONE #: 801.359.0071

O:\2018 - New Sewer\Updown Changakata\Assets\du\2021 - Trademarked LCC Logo\PSDUCC Logo-Horizontal V2 - Reworked.jpg

PROJECT: MCKINNEY, TX	FRANCHISEE: AMANDA WALLS	ADDRESS: 2414 WEST UNIVERSITY DR MCKINNEY, TX 75071
TITLE: BACKROOM LAYOUT		
DATE: 9.23.2025		
APPROVED BY:		
DRAWN BY: EMILY STECK		
SCALE: NOTED		26



A SIGNAGE LAYOUT
SCALE: 1/4" = 1'

LEGEND

SIGNS:

- (1) -Sell Here
- (2) -Check Out
- (3) -Dressing Room
- (4) -Fitness Apparel (Optional)
- (26) -11"L x 7"H Perimeter Size
- (28) -5" x 7" Magnetic Signs (3 per End Cap)
- (48) -Shoe Sizes

POSTER:

- (17) - Lifestyle

MATS:

- (1) - Uptown Cheapskate Logo Mat
- (4) - Black Mat (OPTIONAL)
- (8) - Fatigue Mat

STICKERS:

- (1) - Drink Me (Water Fountain)
- (1) - Employee Only -Want Access? Apply At the Counter
- (2) -Restroom (Gent & Ladies)

-  -7"L x 11"H Perimeter Size Signs
-  -Lifestyle Posters

NOTES

IN-STORE SIGNAGE

DIRECTIONAL SIGNAGE:

The signage to be hung on walls or from ceiling. Can choose between stickers or posters
Basic Directional

① DISPLAY SIGN

Display stand to be set up by the front door to message to incoming and outgoing traffic
24x36 Deluxe A-Frame Stand - 1
Signage for Poster Stand (Facebook, Pinterest, Email Club, Seasonal Messages and More) - 8 Signs

O:\BeeCamp\Logo\TM\UPWEB\BeeCamp_Signet_Pst_Web-01.jpg

39 E EAGLE RIDGE DR, SUITE 100,
NORTH SALT LAKE, UT 84054
PHONE #: 801.359.0071

O:\2016 - New Seven\Uptown Cheapskate\Assets\Logo\2021 Trademarked ULC Logo\UPCUC Logo Horizontal v2 - Revised.jpg

PROJECT:
MCKINNEY, TX

FRANCHISEE:
AMANDA WALLS

ADDRESS:
2414 WEST UNIVERSITY DR
MCKINNEY, TX 75071

TITLE:
SIGN LAYOUT

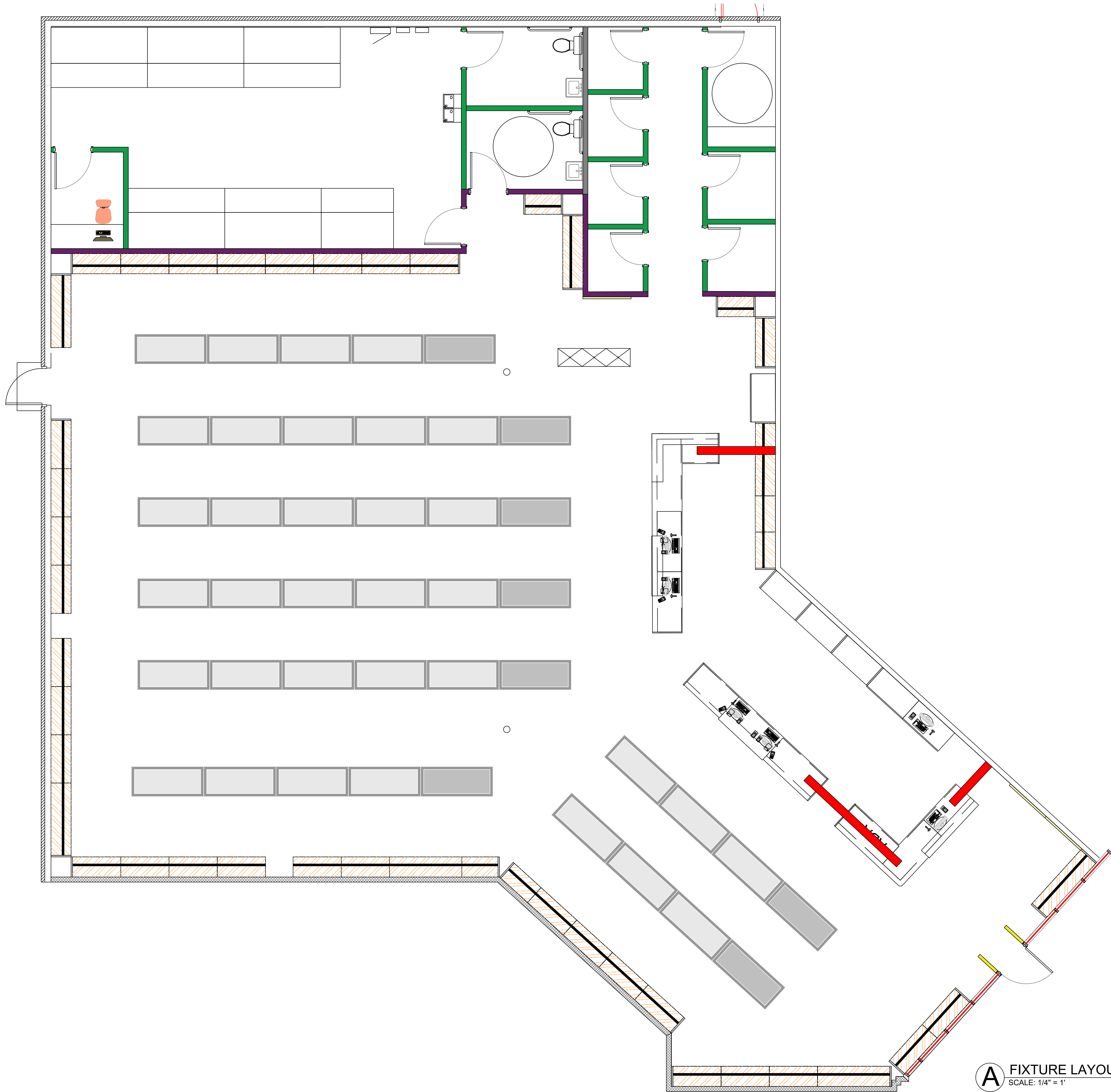
DATE:
9.23.2025

APPROVED BY:

DRAWN BY: EMILY STECK

SCALE:
NOTED

27



A **FIXTURE LAYOUT**
SCALE: 1/4" = 1'

O:\Bao\Carry\Logo\TM\POWERBaoCamp_Stacked_Red_Web-01.jpg

39 E EAGLE RIDGE DR, SUITE 100,
NORTH SALT LAKE, UT 84054
PHONE #: 801.359.0071

O:\2018 - New Server\Updown Cheapsate\Assets\Logo\2021 Trademark UC Logo\UPDUC Logo Horizontal v2 - Revised.jpg

PROJECT:
MCKINNEY, TX

FRANCHISEE:
AMANDA WALLS

ADDRESS:
2414 WEST UNIVERSITY DR
MCKINNEY, TX 75071


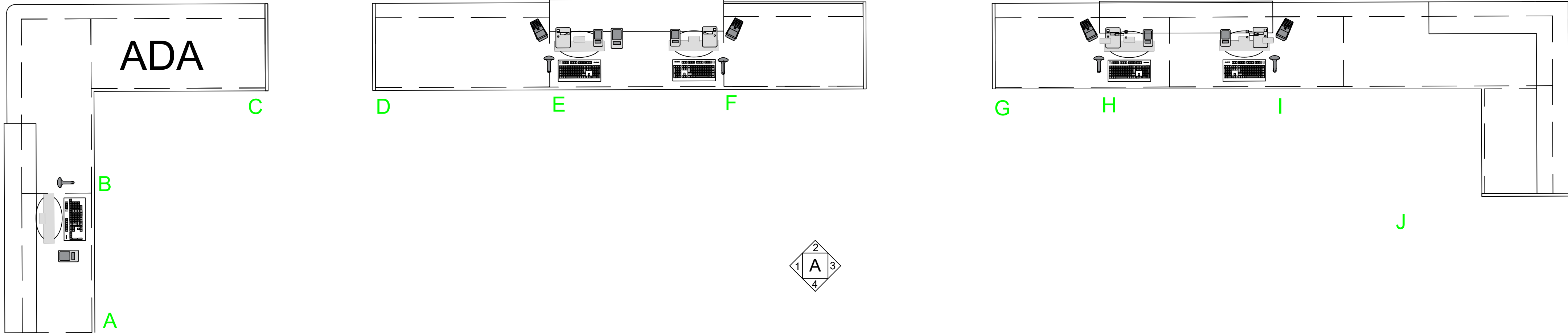
TITLE:
BLANK FIXTURE LAYOUT

DATE:
9.23.2025

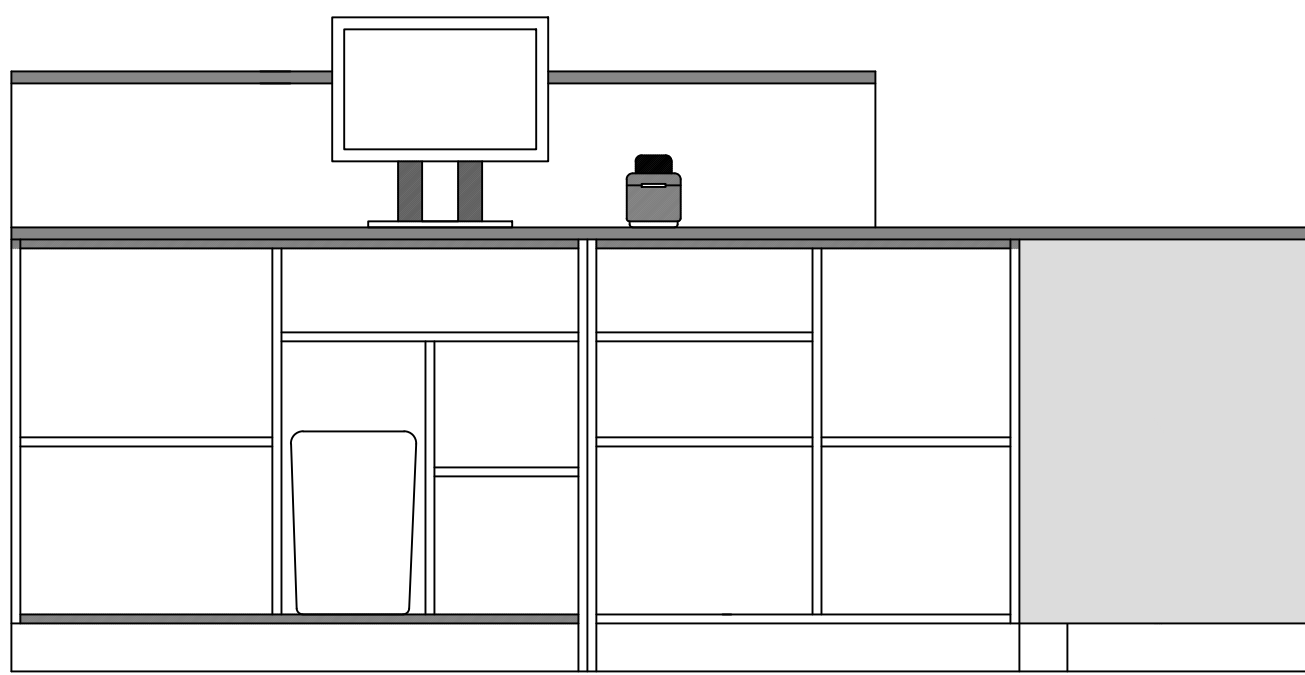
APPROVED BY:

DRAWN BY: EMILY STECK


SCALE:
NOTED



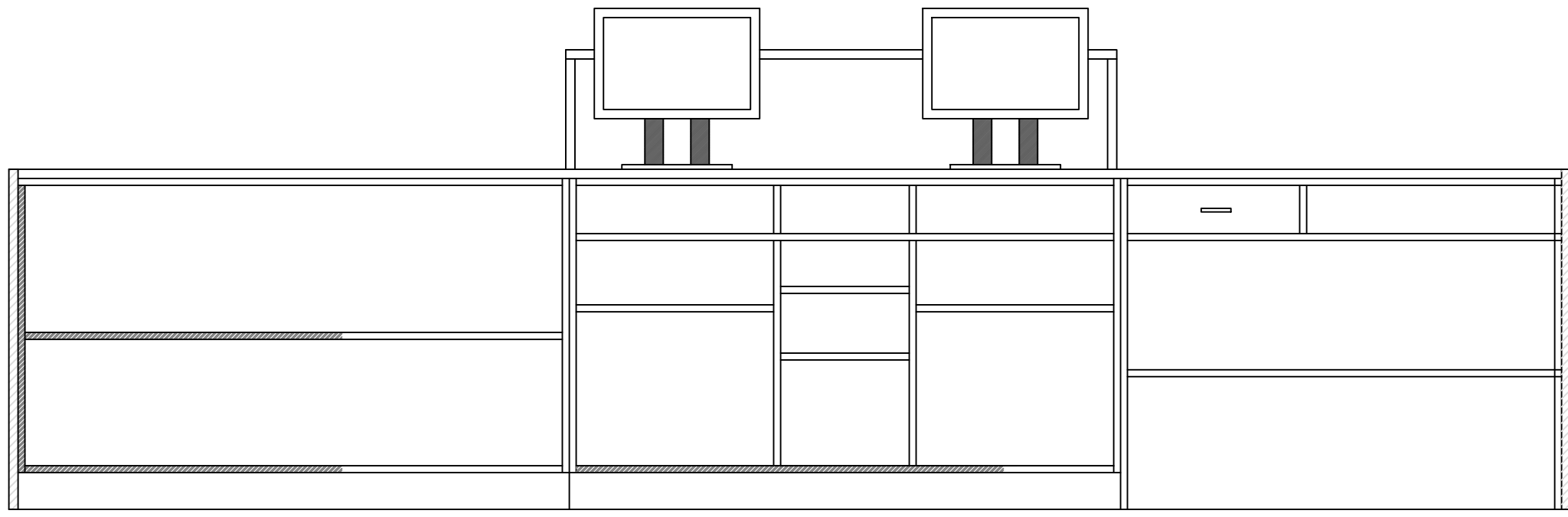
A COUNTER LAYOUT
SCALE: 1/2"=1'



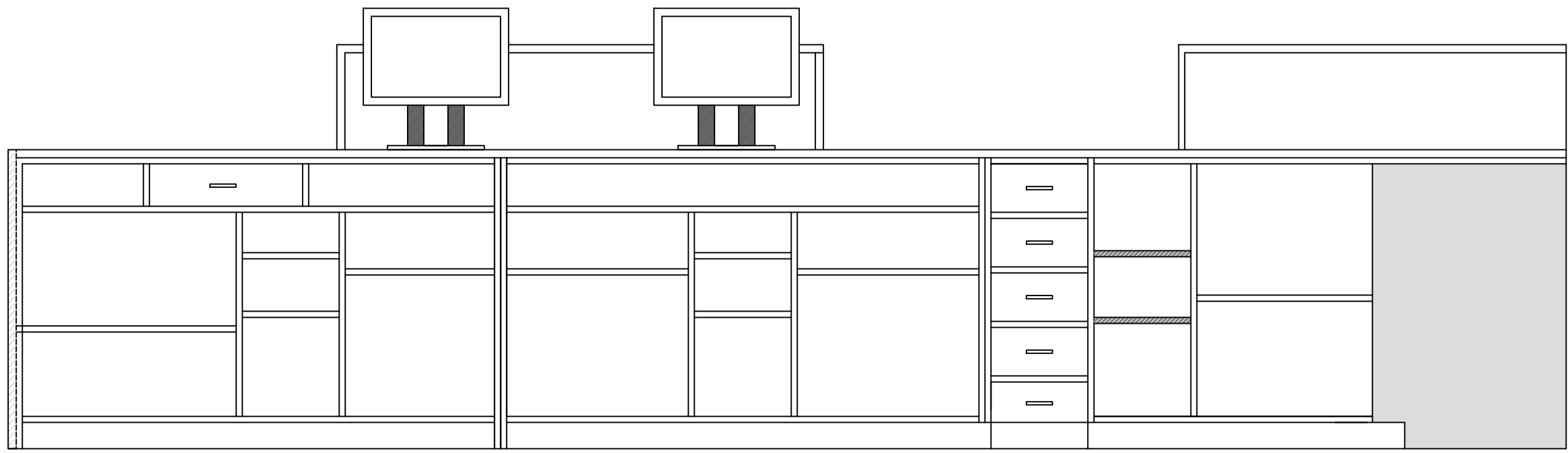
A1 COUNTER FRONT ELEVATION
SCALE: 3/4"=1'



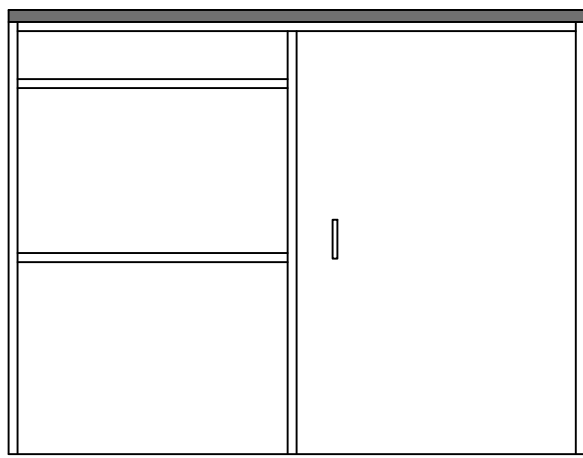
A2 COUNTER FRONT ELEVATION
SCALE: 3/4"=1'




A2 COUNTER FRONT ELEVATION
SCALE: 3/4"=1'



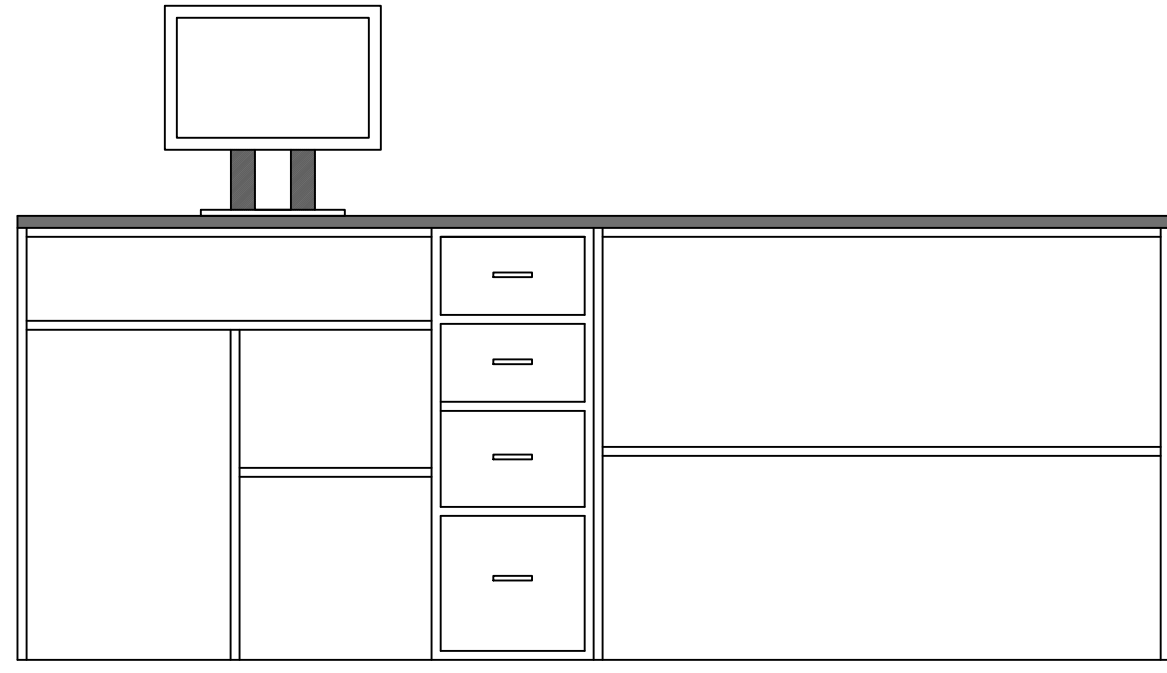
A2 COUNTER RIGHT ELEVATION
SCALE: 3/4"=1'



A3 COUNTER BACK ELEVATION
SCALE: 3/4"=1'



A4 COUNTER BACK ELEVATION
SCALE: 3/4"=1'



A4 COUNTER BACK ELEVATION
SCALE: 3/4"=1'

O:\BlankCamp\Logo\TM\PGW\BrawCamp_Stacked_Plat_Web-01.jpg

39 E EAGLE RIDGE DR, SUITE 100,
NORTH SALT LAKE, UT 84054
PHONE #: 801.359.0071

O:\2018 - New Server\Updown Cheapdata\Assets\Logo\2021 Trademarked LIC Logo\PGUC Logo Horizontal v2 - Reversed.jpg

PROJECT: MCKINNEY, TX
FRANCHISEE: AMANDA WALLS
ADDRESS: 2414 WEST UNIVERSITY DR
MCKINNEY, TX 75071

TITLE: BLANK
COUNTER A LAYOUT

DATE: 9.23.2025

APPROVED BY:

DRAWN BY: EMILY STECK

SCALE:
NOTED