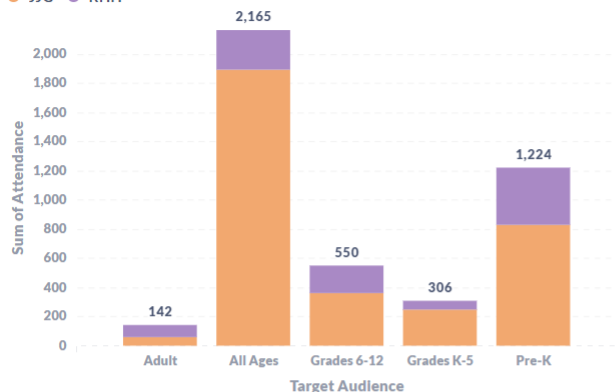


## October Program Attendance

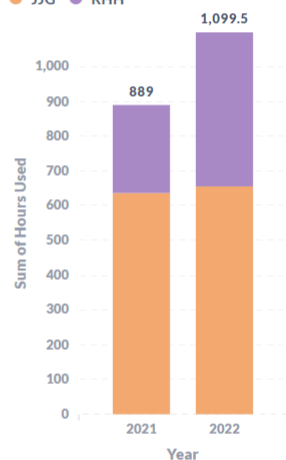
● JIG ● RHH



- October programs averaged 30 attendees per program!
- More people attended library programs in October than in June of this year!
- The Library hosted special programs focusing on Diwali, Hispanic Heritage (Fiesta), and Halloween.
- A handful of programs were cancelled and recorded as Zero Attendance programs. This is due to a variety of factors.

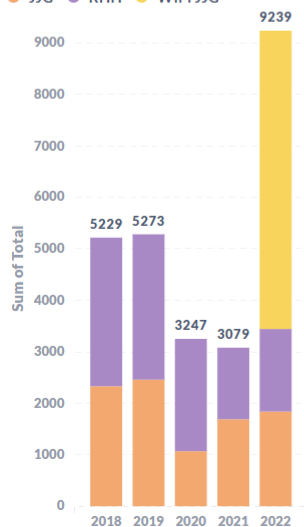
## October Study Room Hours Used

● JIG ● RHH

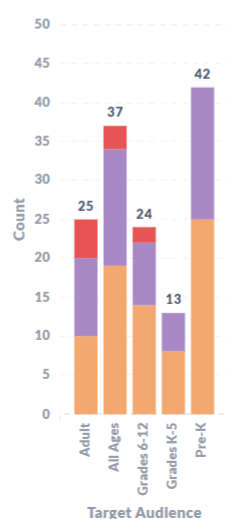


## October Computer Use

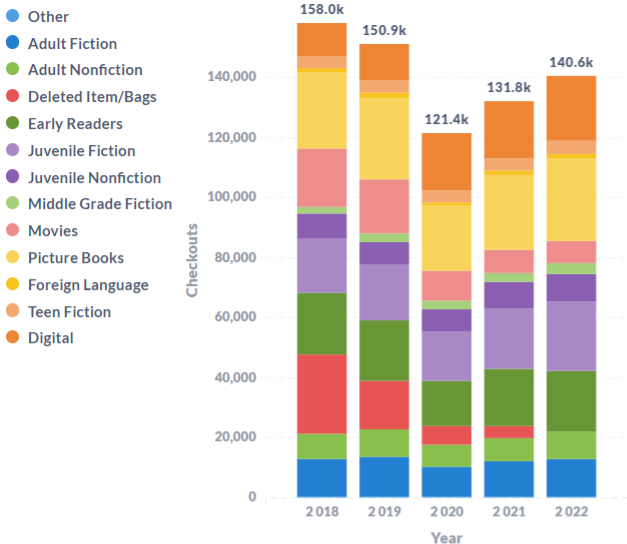
● JIG ● RHH ● WIFI JIG



## Count of Programs

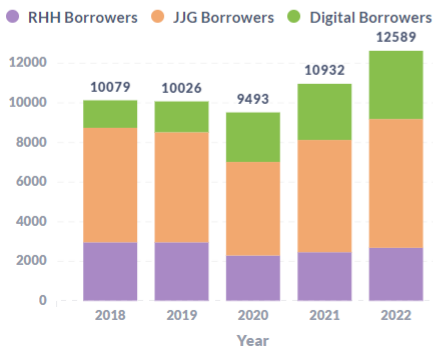


### October Materials Circulations



- Overall circulation increased approximately 7% over October, 2021.
- While circulation totals are still shy of pre-pandemic counts, nearly 70% of the difference is due to a decline in DVD and Blu-ray circulation. We hope to see some of that gap made up with our new streaming video platform.
- Another reason for the gap is the removal of bags in 2020, accounting for approximately 9,000 checkouts and renewals per month before 2020.
- Digital checkouts increased over 14% year over year.
- October 2022 saw more members borrow an item than any October before.
- Study Rooms were used at 66% of capacity, showing continued growth in popularity at both locations.
- Public computer sessions grew over last year, but WIFI use continues to dominate library internet use.

### October Unique Borrowers



### October New Library Members

